

[54] RECREATIONAL VEHICLE AWNING SUPPORT ADAPTER

[76] Inventor: Ralph W. Pelletier, HC-01, P.O. Box 312, Hardwood, Mich. 49844

[\*\*] Term: 14 Years

[21] Appl. No.: 462,426

[22] Filed: Jan. 9, 1990

[52] U.S. Cl. .... D8/373; D8/363

[58] Field of Search ..... 248/118, 273, 172, 118.1, 248/118.3; 160/66; D8/363, 356, 355, 373

[56] References Cited

U.S. PATENT DOCUMENTS

- D. 186,127 9/1959 Needham ..... D8/355 X
- D. 250,631 12/1978 Stephenson ..... D8/355 X
- D. 298,915 12/1988 Rowley et al. .... D8/356 X
- 554,488 2/1896 Hofmeister ..... 248/118.1 X
- 607,675 7/1898 Barr ..... 248/118.1
- 1,796,419 3/1931 Sutton ..... 248/273

- 1,824,188 9/1931 Sutton ..... 248/273
- 1,845,931 2/1932 Pace et al. .... 248/273
- 2,695,763 11/1954 D'Azzo ..... 248/273
- 4,641,805 2/1987 Martensson ..... 248/273
- 4,913,393 4/1990 Wood ..... 248/118 X

Primary Examiner—Horace B. Fay, Jr.  
Attorney, Agent, or Firm—Warren F. B. Lindsley

[57] CLAIM

The ornamental design for a recreational vehicle awning support adapter, as shown and described.

DESCRIPTION

FIG. 1 is a top, front and left end perspective view of a recreational vehicle support adapter showing my new design;

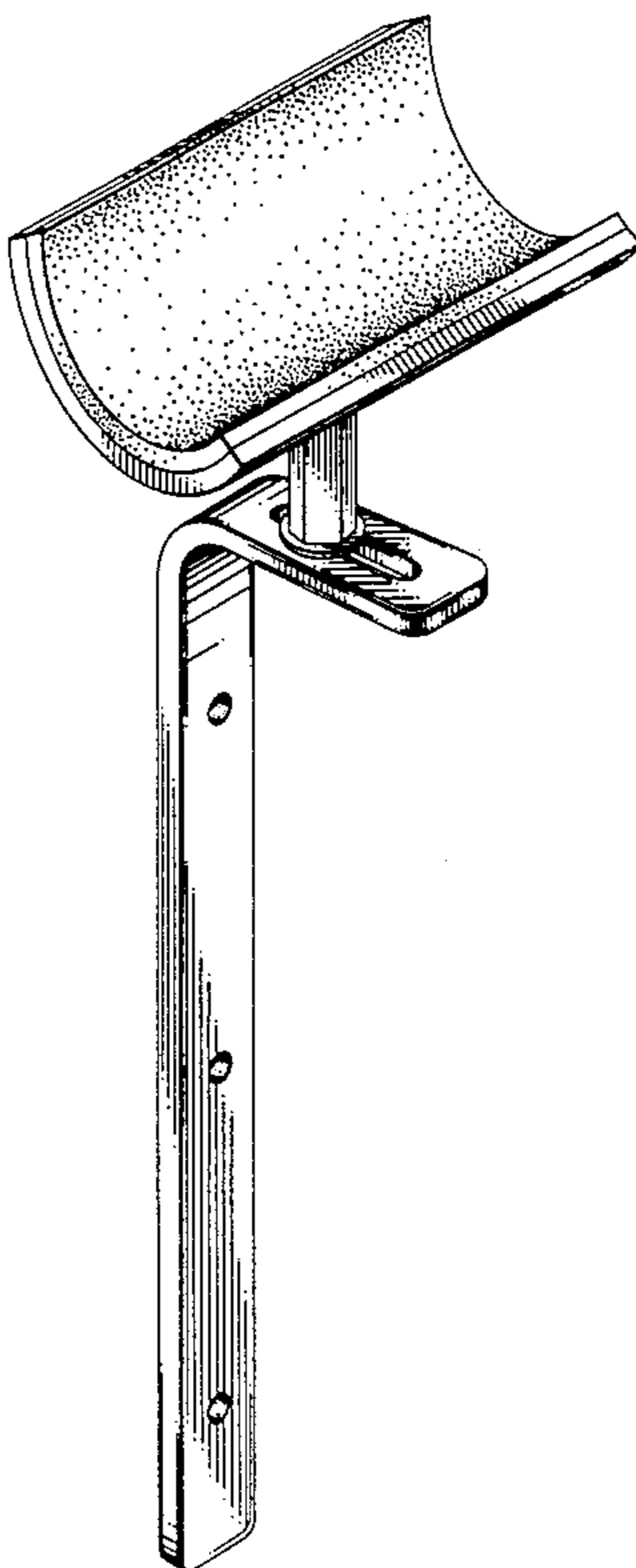
FIG. 2 is a right side elevational view thereof;


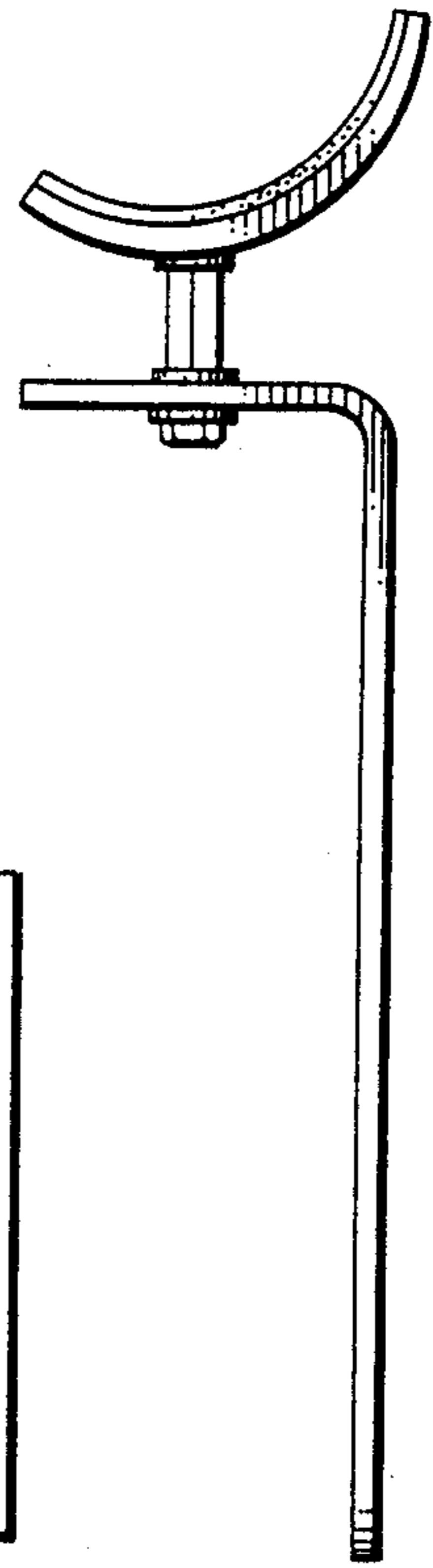
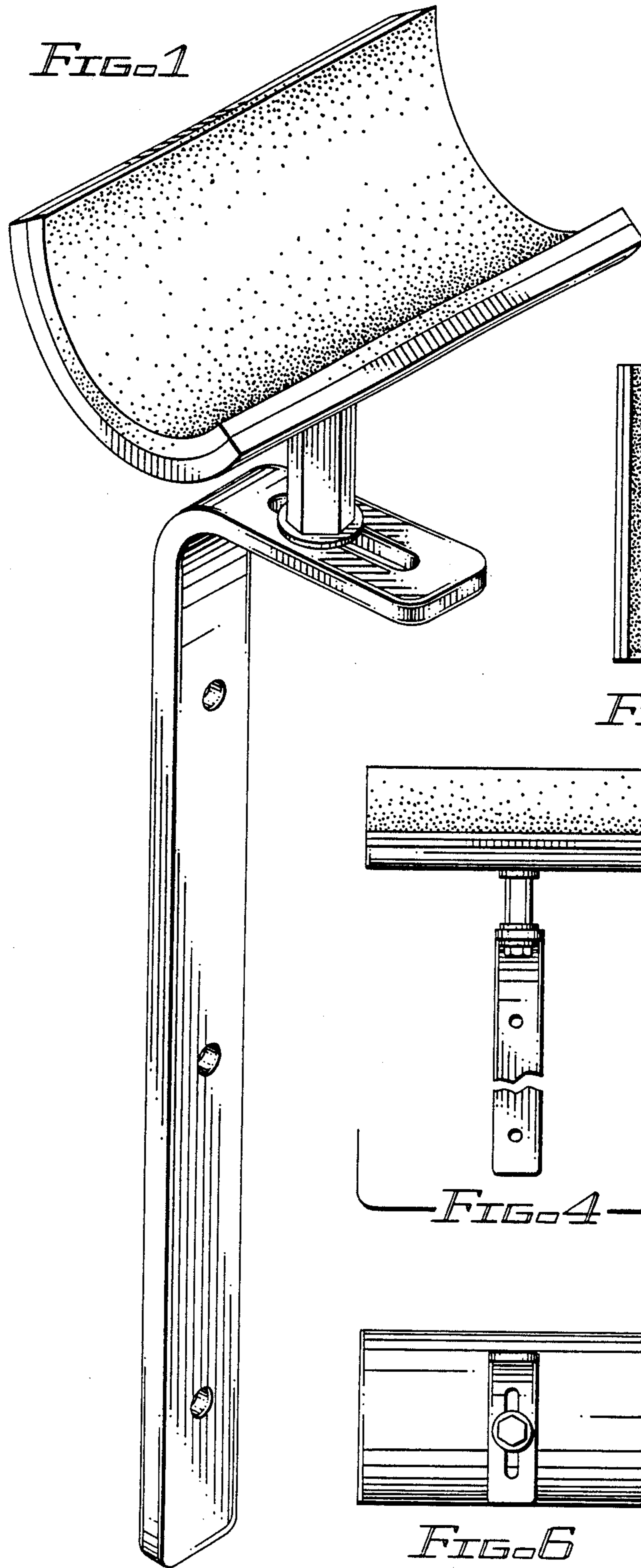
FIG. 3 is a rear elevational view thereof;

FIG. 4 is a front elevational view thereof;

FIG. 5 is a top view thereof; and

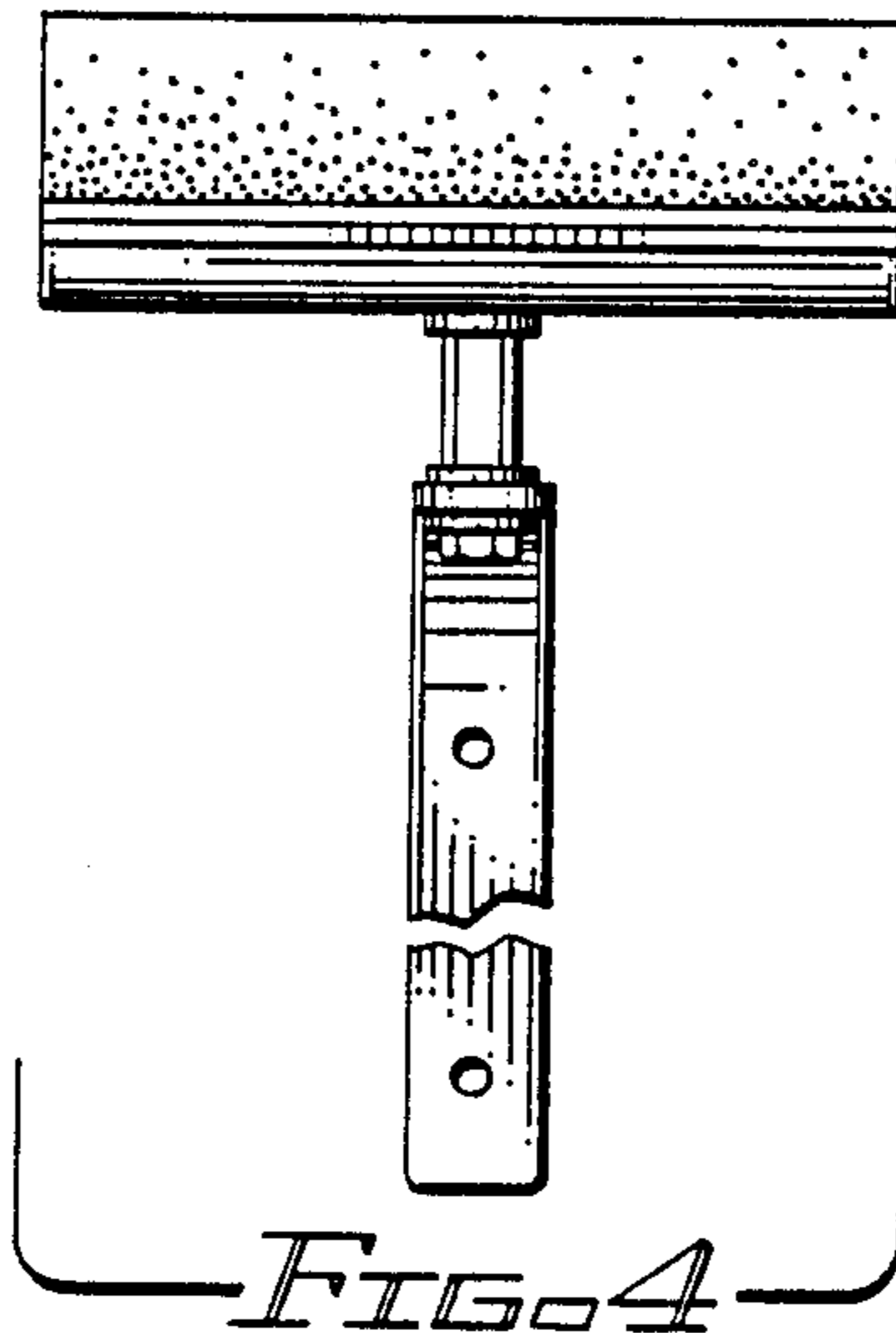
FIG. 6 is a bottom plan view thereof.



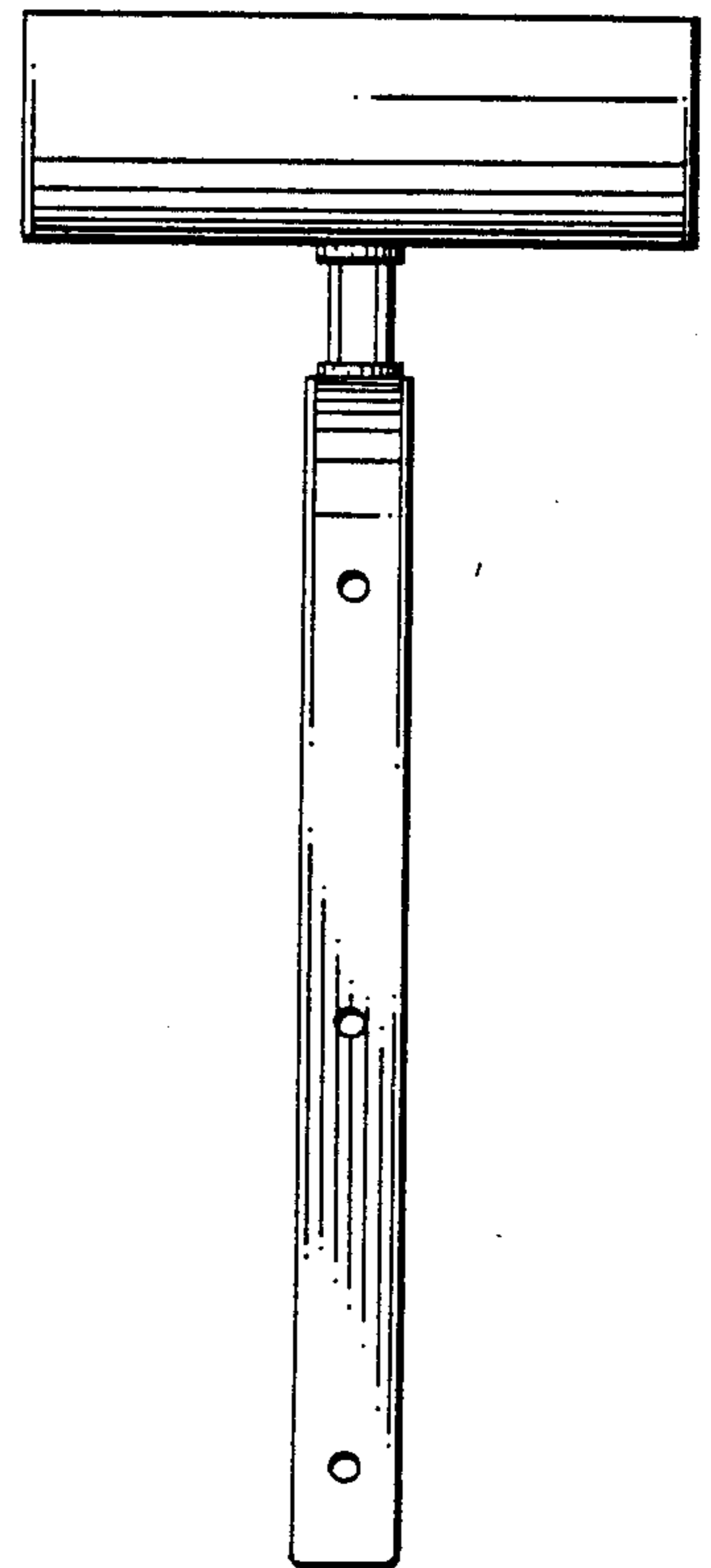


*FIG. 5*


*FIG. 2*



*FIG. 4*



*FIG. 3*



*FIG. 6*