

[54] **LUGGAGE CASE**
 [75] **Inventor: Walter Bialo, Scarsdale, N.Y.**
 [73] **Assignee: Ventura Travelware, Inc., Long Island City, N.Y.**
 [*] **Notice:** The portion of the term of this patent subsequent to Sep. 1, 2001 has been disclaimed.
 [**] **Term: 14 Years**
 [21] **Appl. No.: 920,873**
 [22] **Filed: Oct. 20, 1986**
 [52] **U.S. Cl. D3/76**
 [58] **Field of Search D3/71, 76; 190/100, 190/106, 115, 116**

3,436,938 4/1969 Walters D3/76 X
FOREIGN PATENT DOCUMENTS
 265067 2/1950 Switzerland 190/58

OTHER PUBLICATIONS

Spiegel Catalog, Spring 1985, p. 21A Item A.
 Travelware Magazine May 1986, p. 9 Item A526.

Primary Examiner—A. Hugo Word
Assistant Examiner—Doris V. Coles
Attorney, Agent, or Firm—Darby & Darby

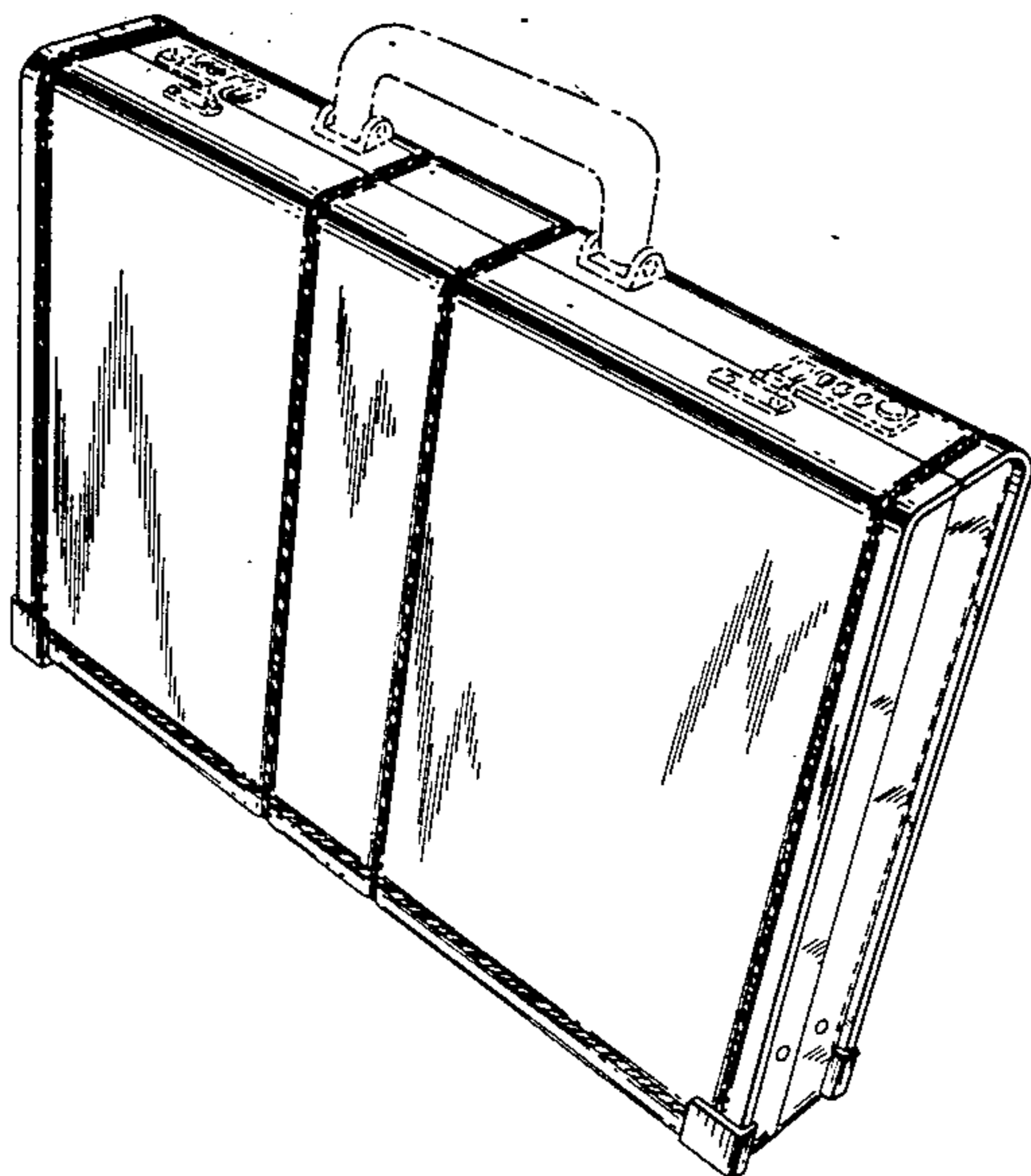
[57] **CLAIM**

The ornamental design for a luggage case, as shown and described.

DESCRIPTION

FIG. 1 is a perspective view of a luggage case, showing my new design;
 FIG. 2 is an end elevational view, the opposite end being a mirror image thereof;
 FIG. 3 is a top plan view;
 FIG. 4 is a side elevational view, the opposite side being a mirror image thereof; and
 FIG 5 is a bottom plan view.
 The broken line representation of a handle and locks in FIGS. 1-4 is for purposes of illustration only and forms no part of the claimed design.

[56] **References Cited**
U.S. PATENT DOCUMENTS
 D. 126,715 4/1941 Doppelt D3/76 X
 D. 200,458 2/1965 Axtel D3/76
 D. 278,862 5/1985 Katz et al. D3/76
 D. 284,137 6/1986 Kim D3/76
 D. 291,625 9/1987 Bialo D3/76
 1,239,130 9/1917 Schuman 190/116
 2,042,211 5/1936 Danielsen et al. 190/100 X
 3,177,991 4/1965 Walker D3/76 X






FIG. 2

FIG. 1

FIG. 3




FIG. 4

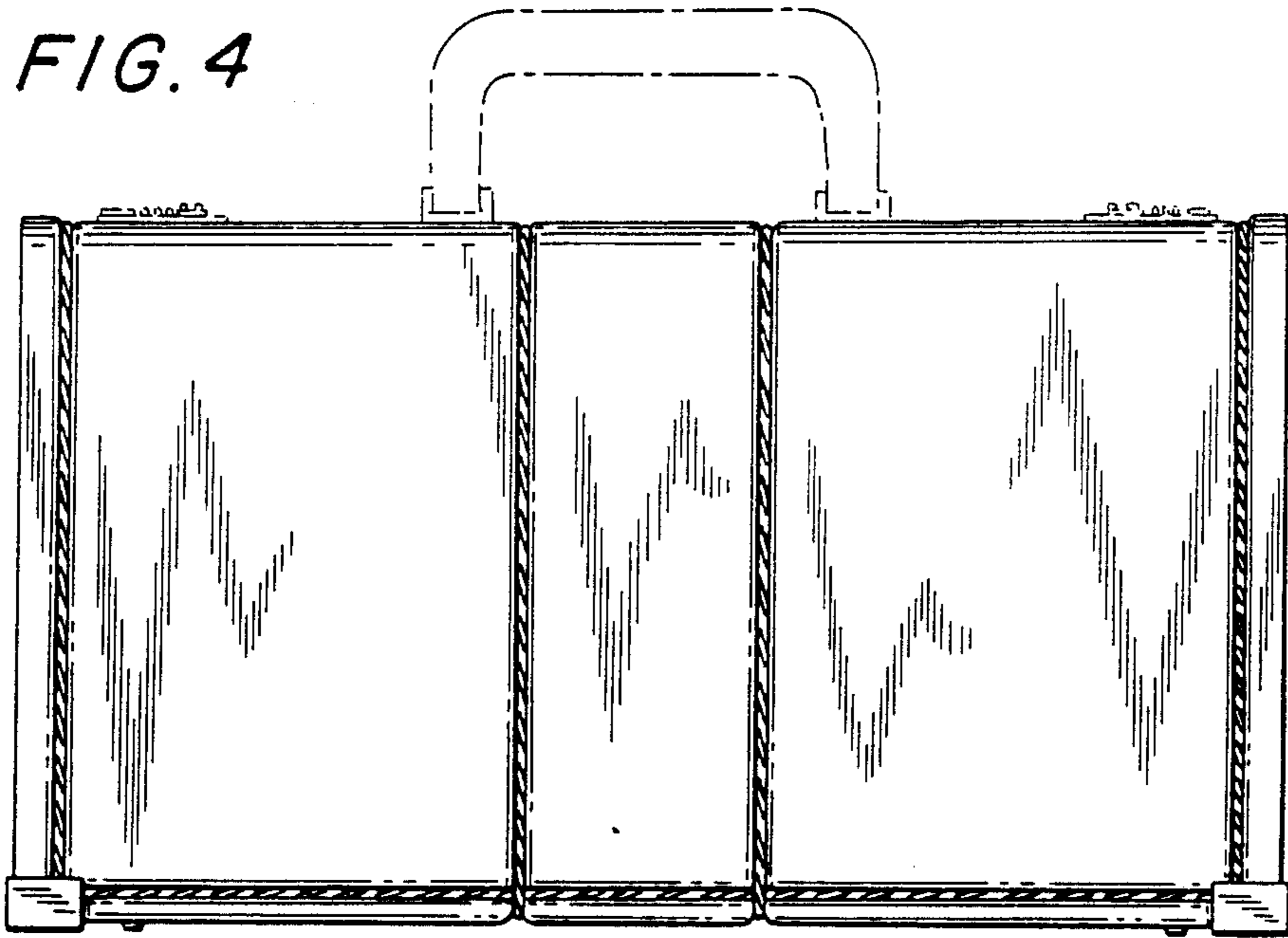


FIG. 5

