

- [54] **COMBINED CEILING FAN AND LIGHT  
FIXTURE**
- [75] Inventor: **Jean C. Mason**, Hollywood, Calif.
- [73] Assignee: **Casablanca Fan Company, Inc.**, City  
of Industry, Calif.
- [\*\*] Term: **14 Years**
- [21] Appl. No.: **278,269**
- [22] Filed: **Nov. 29, 1988**
- [52] U.S. Cl. .... **D23/377**
- [58] Field of Search ..... **D23/377, 379; D26/81,  
D26/82, 83, 84, 85, 86, 88, 59; 416/5, 223 R,  
244 R, 214 R; 362/96, 294**

[56] **References Cited**  
**U.S. PATENT DOCUMENTS**

D. 121,173	6/1940	Scolaro	.....	D26/86
D. 285,720	9/1986	Markwardt	.....	D23/377
D. 295,555	5/1988	Greenberg	.....	D23/377
D. 297,360	8/1988	Cheslock	.....	D23/379
D. 298,454	11/1988	Clyde-Mason	.....	D23/377
3,593,014	7/1971	Vesely	.....	362/294
4,342,073	7/1982	Ranten	.....	362/96
4,715,784	12/1987	Mosiewicz	.....	416/244 R
4,831,505	5/1989	Van Norman	.....	362/294

**FOREIGN PATENT DOCUMENTS**

2402218 8/1974 Fed. Rep. of Germany ..... 416/244

**OTHER PUBLICATIONS**

Great 2000 Enterprise, Inc. advertising flyer, front of page.  
Casablanca Fan Co. catalog, p. 28, Hang Tru Canopy, right top side of page.

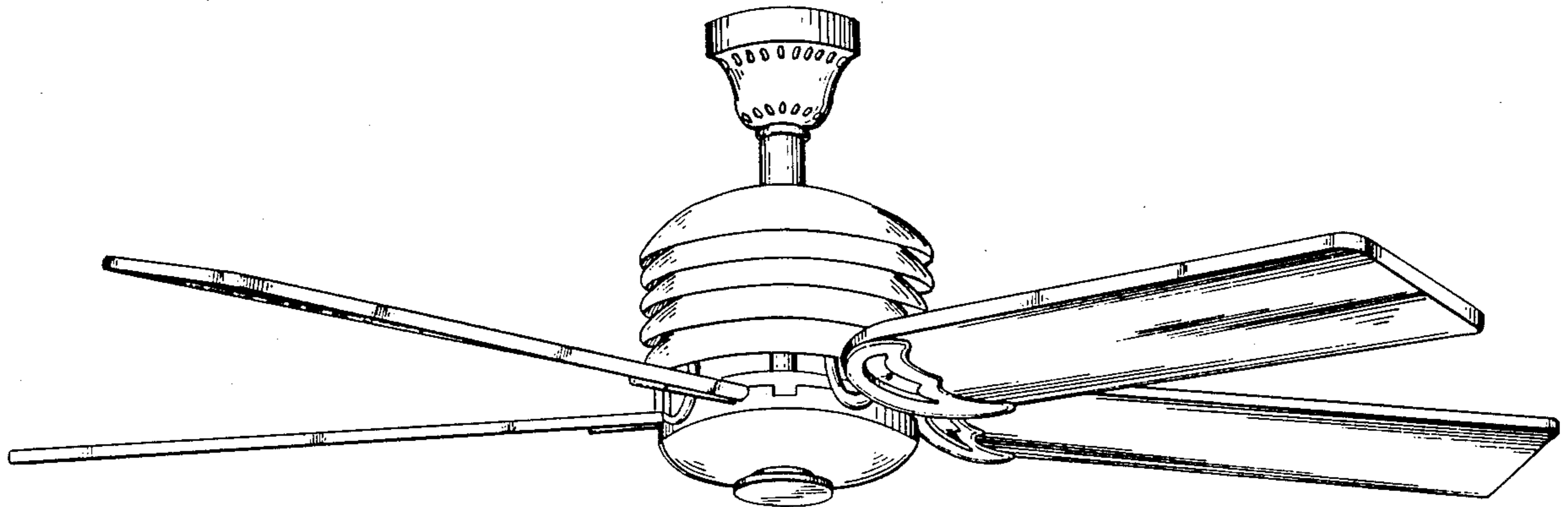
*Primary Examiner*—Wallace R. Burke  
*Assistant Examiner*—Lisa Lichtenstein  
*Attorney, Agent, or Firm*—Charles H. Schwartz;  
Ellsworth R. Roston

[57] **CLAIM**

The ornamental design for a combined ceiling fan and light fixture, as shown and described.

**DESCRIPTION**

FIG. 1 is a perspective view of a combined ceiling fan and light fixture showing my new design;  
FIG. 2 is a side elevational view thereof on a reduced scale, the opposite side being a mirror image of that shown;  
FIG. 3 is a bottom plan view thereof on a reduced scale; and  
FIG. 4 is a top plan view thereof on a reduced scale.



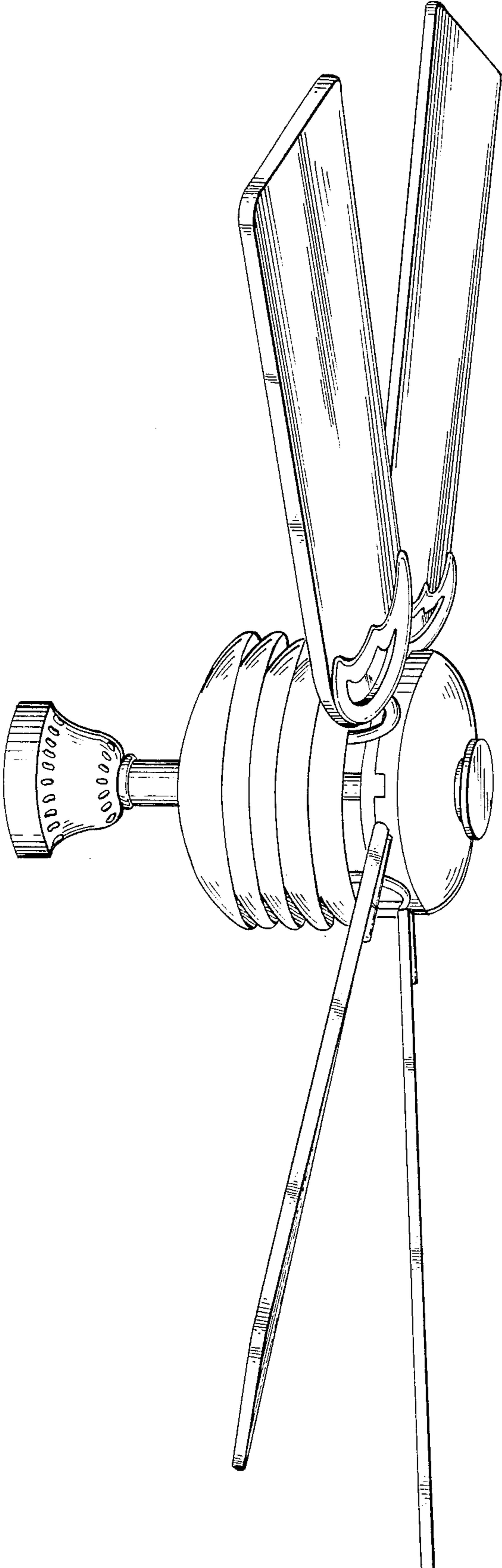


FIG. 1

FIG. 2





FIG. 4

FIG. 3

