

[54] WRITING INSTRUMENT

[75] Inventor: Shigeo Oka, Tokyo, Japan

[73] Assignee: Pentel Kabushiki Kaisha, Tokyo, Japan

[**] Term: 14 Years

[21] Appl. No.: 136,638

[22] Filed: Dec. 22, 1987

[30] Foreign Application Priority Data

Jul. 31, 1987 [JP] Japan 62-31218
[52] U.S. Cl. D19/41; D19/36;
D19/57
[58] Field of Search D19/35, 36, 41-51,
D19/54-58; 401/34, 35, 36, 37

[56] References Cited

U.S. PATENT DOCUMENTS

825,985 7/1906 Schwertenberg .
4,026,086 5/1977 Langley .
4,060,952 12/1977 Hernandez .
4,582,447 4/1986 Itoh .
4,702,633 10/1987 Schmidt D19/36 X

FOREIGN PATENT DOCUMENTS

357413 8/1922 Fed. Rep. of Germany ... D19/36 X
2125452 12/1972 Fed. Rep. of Germany .
3049467 7/1982 Fed. Rep. of Germany .

3504261 8/1986 Fed. Rep. of Germany ... D19/36 X
707772 7/1931 France D19/36 X
59-184687 12/1984 Japan .
191868 9/1937 Switzerland .

OTHER PUBLICATIONS

B. A. Pargh Company, Inc., 1985-86 Fall Winter Catalog, See Staedtler dual marker upper right, p. 28.

Primary Examiner—Bruce W. Dunkins

Assistant Examiner—Martha Thompson

Attorney, Agent, or Firm—Wenderoth, Lind & Ponack

[57] CLAIM

The ornamental design for a writing instrument, as shown and described.

DESCRIPTION

FIG. 1 is a front elevational view of a writing instrument showing my new design;
FIG. 2 is a top plan view;
FIG. 3 is a right side elevational view;
FIG. 4 is a left side elevational view;
FIG. 5 is a bottom plan view;
FIG. 6 is a perspective view;
FIG. 7 is a top plan view with the cap member removed for convenience of illustration;
FIG. 8 is a front elevational view of FIG. 7; and
FIG. 9 is a view similar to the FIG. 8 showing wherein an auxilliary nestable unit is disclosed therein by means of broken lines for illustrative purposes only.

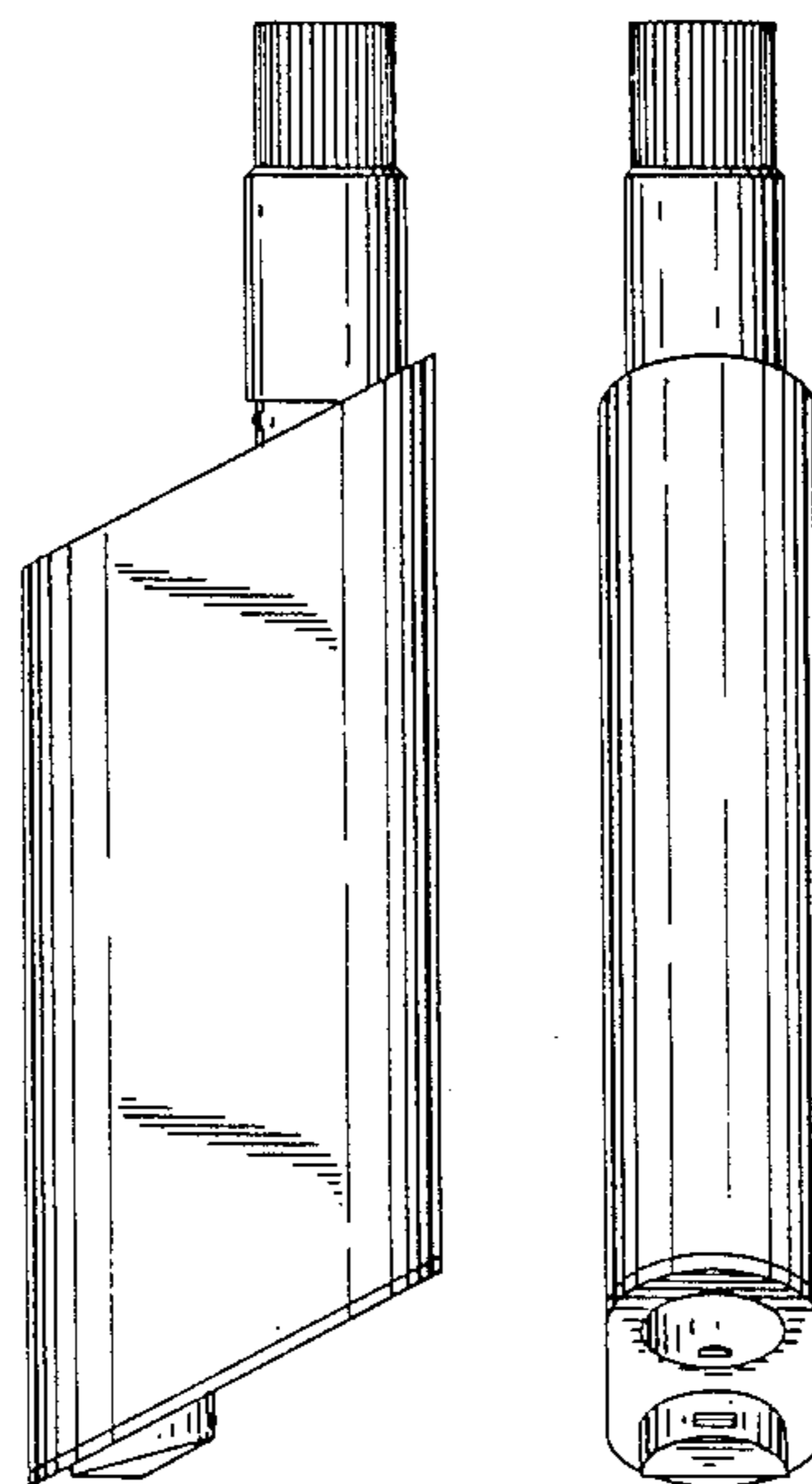


FIG. 1

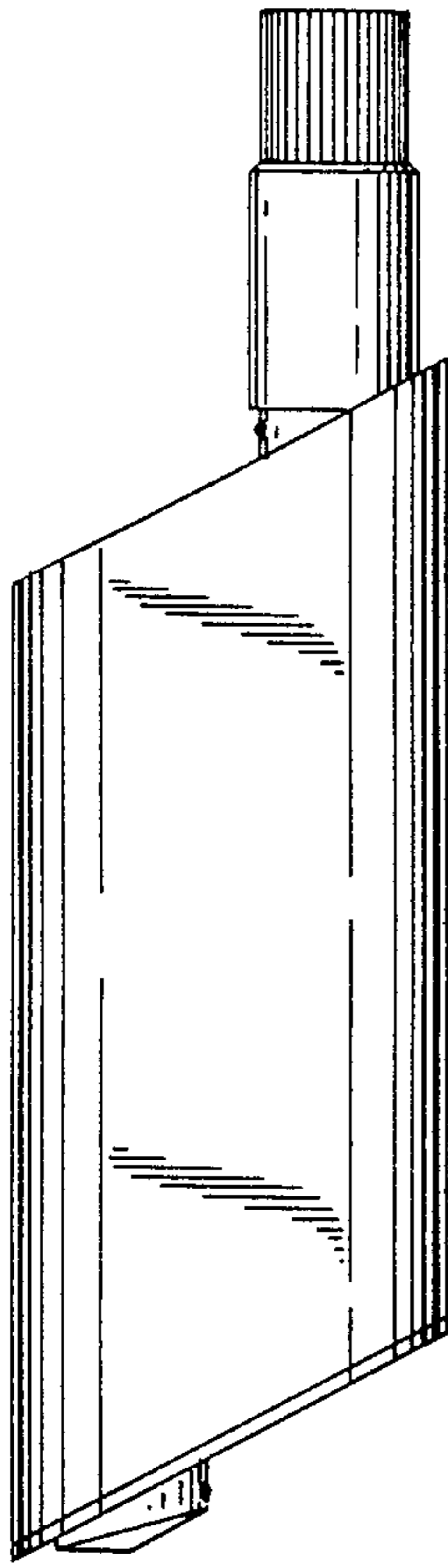


FIG. 3




FIG. 4




FIG. 2

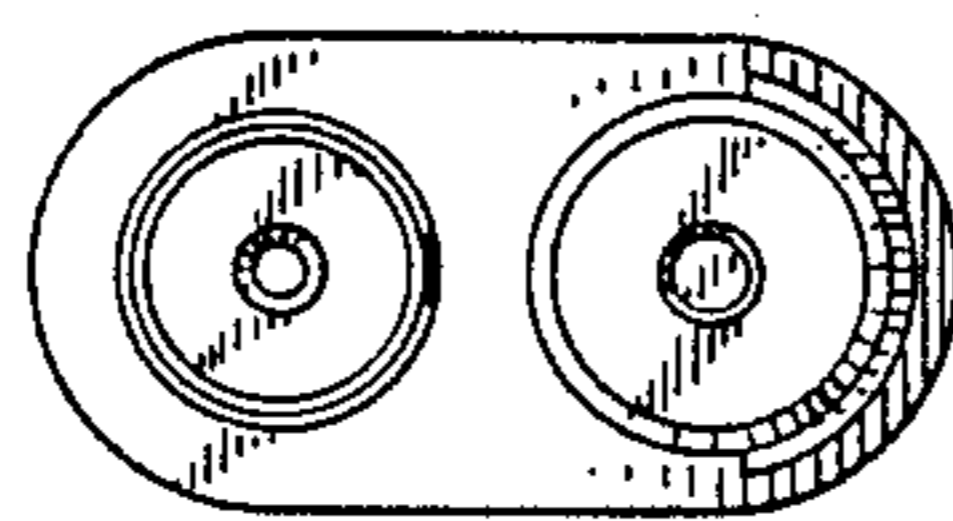


FIG. 5

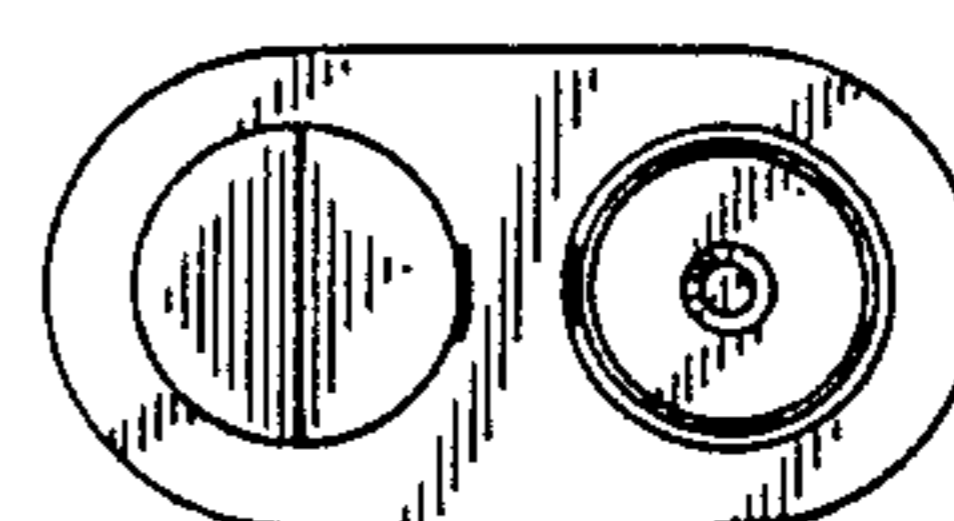


FIG. 7

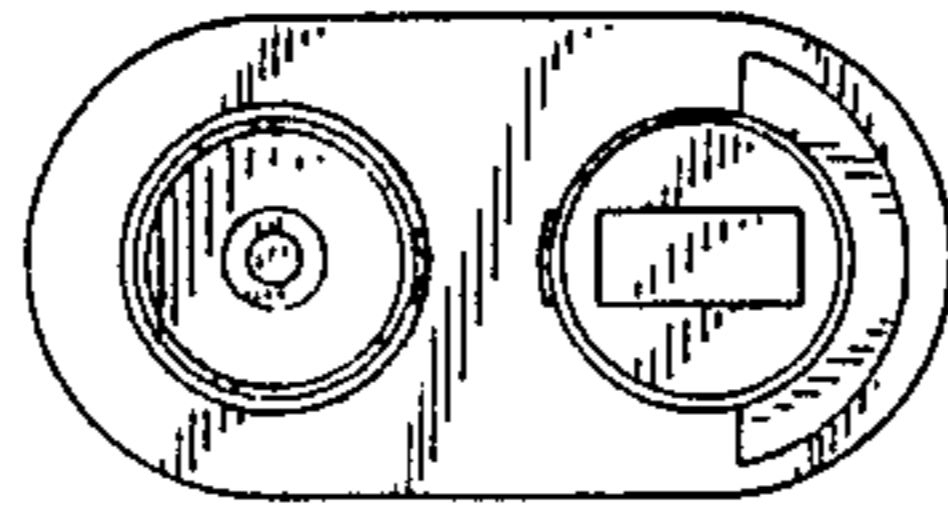


FIG. 9

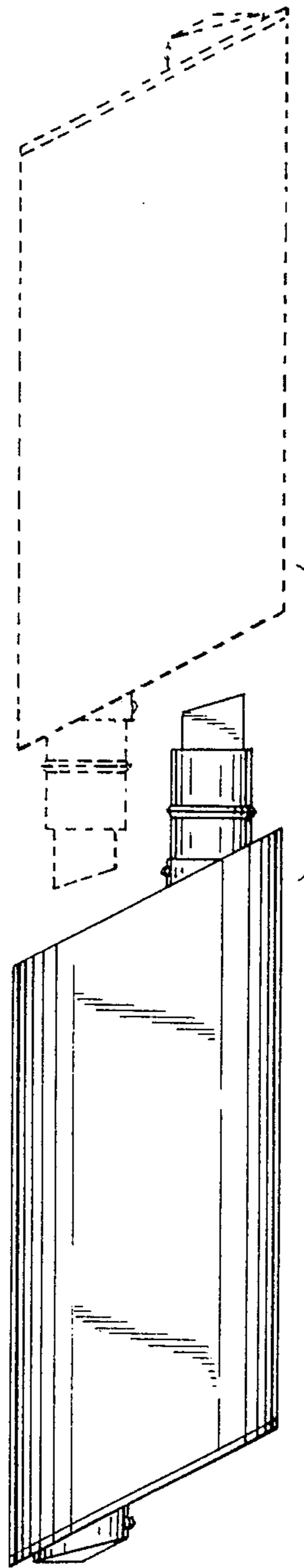


FIG. 6

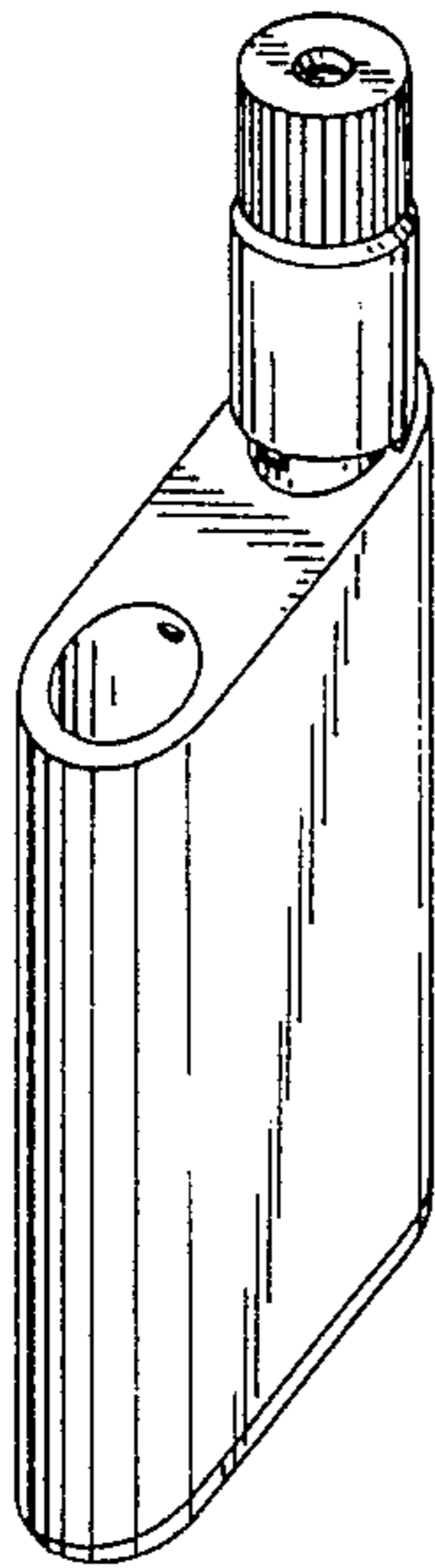


FIG. 8

