

[54] ELECTRONIC KEYBOARD MUSICAL INSTRUMENT

[75] Inventor: Yasuo Yamawaki, Hamamatsu, Japan

[73] Assignee: Yamaha Corporation, Japan

[\*\*] Term: 14 Years

[21] Appl. No.: 206,326

[22] Filed: Jun. 13, 1988

[30] Foreign Application Priority Data

Dec. 10, 1987 [JP] Japan ..... 62-50522

[52] U.S. Cl. .... D17/1

[58] Field of Search ..... D17/1, 2, 5, 6, 9, 99; D21/64; 84/423, 644, 719, 670, 744, DIG. 7

[56] References Cited

U.S. PATENT DOCUMENTS

- D. 265,832 8/1982 Kira et al. .... D17/5
- D. 282,850 3/1986 Futami ..... D17/1
- D. 305,772 1/1990 Kitsuyu ..... D17/1

OTHER PUBLICATIONS

The Music Trades, Sep. 1985 p. 51 (Keyman Keyboard).

The Music Trades, Jan. 1987, p. 25.

Primary Examiner—Bernard Ansher

Assistant Examiner—Adir Aronovich

Attorney, Agent, or Firm—Ostrolenk, Faber, Gerb & Soffen

[57] CLAIM

The ornamental design for an electronic keyboard musical instrument, as shown.

DESCRIPTION

FIG. 1 is a top front perspective view of an electronic keyboard musical instrument showing my new design; FIG. 2 is a top plan view thereof; FIG. 3 is a front elevational view thereof; FIG. 4 is a right side elevational view thereof; FIG. 5 is a rear elevational view thereof; and FIG. 6 is a bottom plan view thereof.

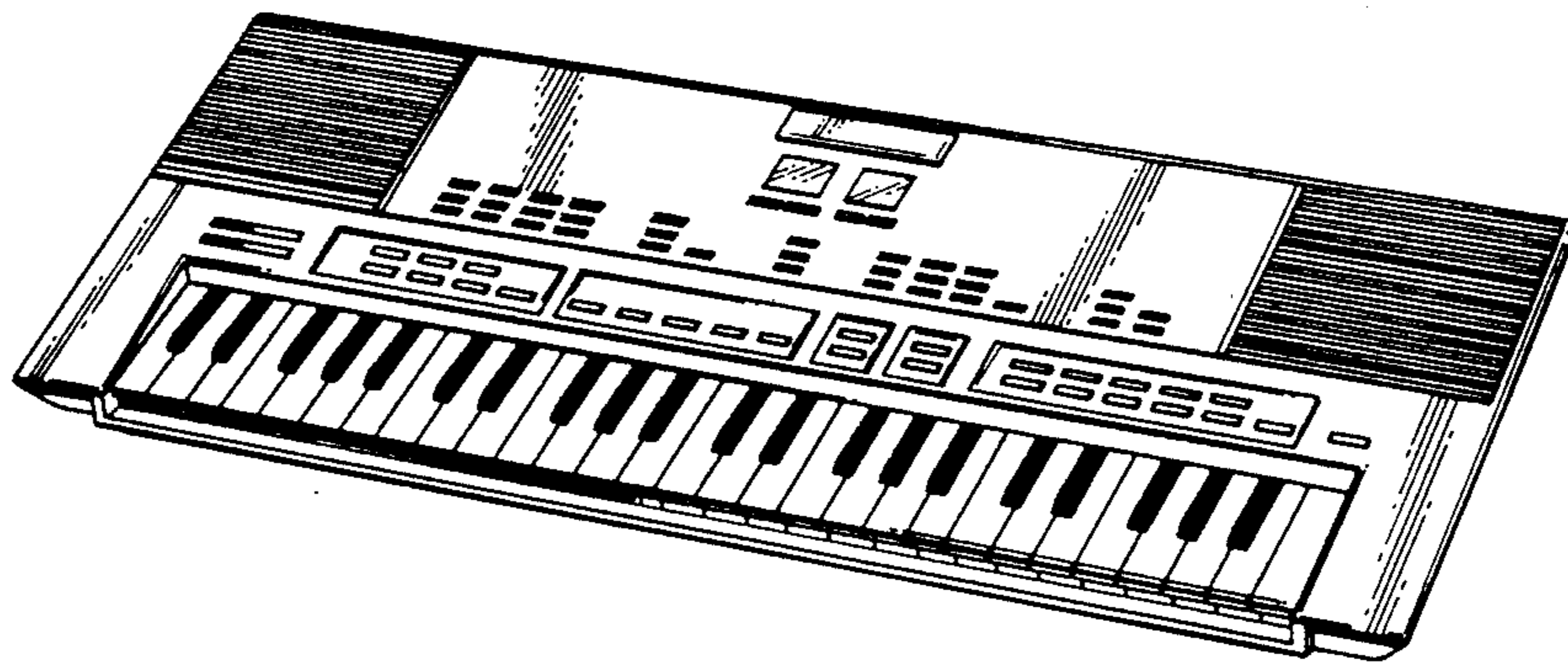


FIG. 1

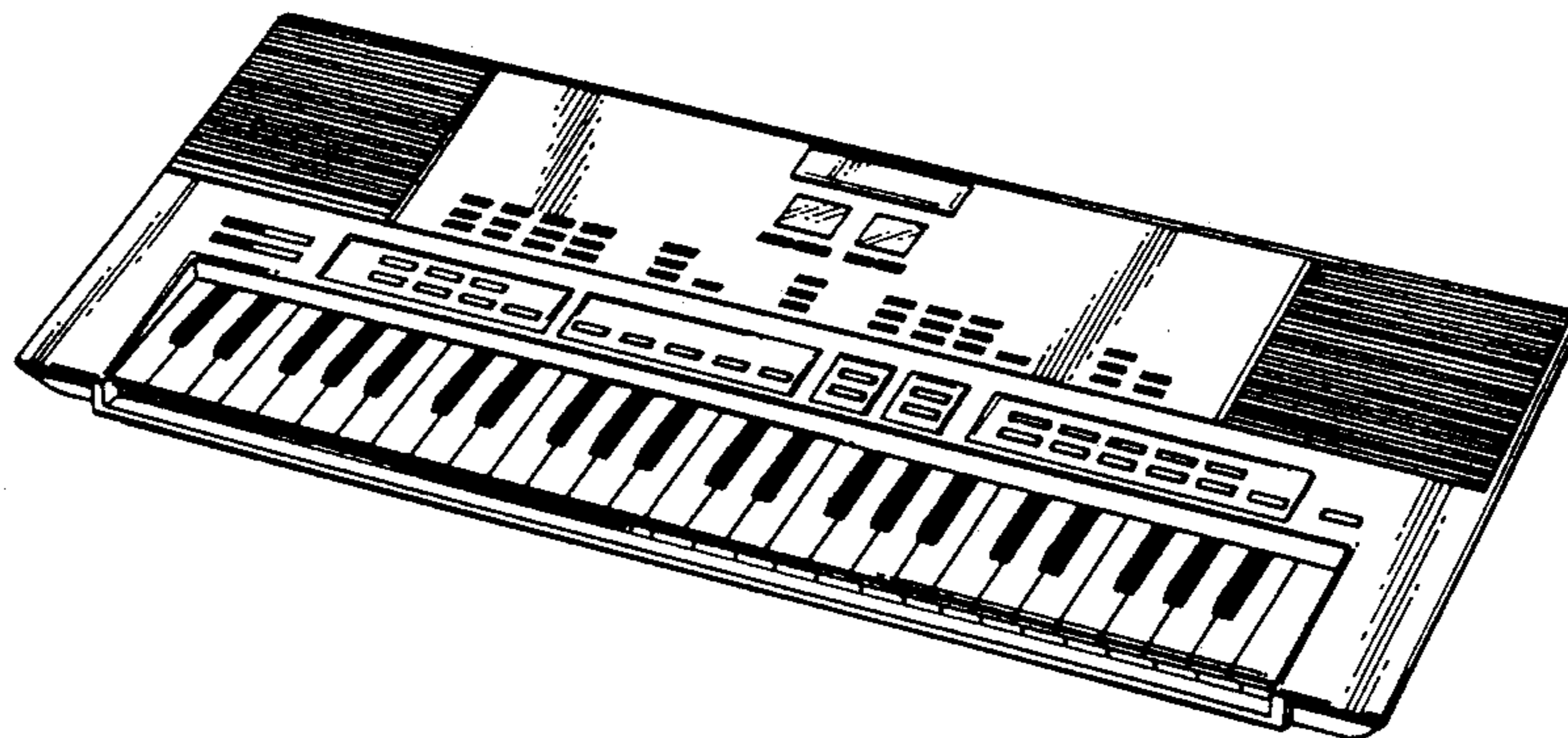


FIG. 2

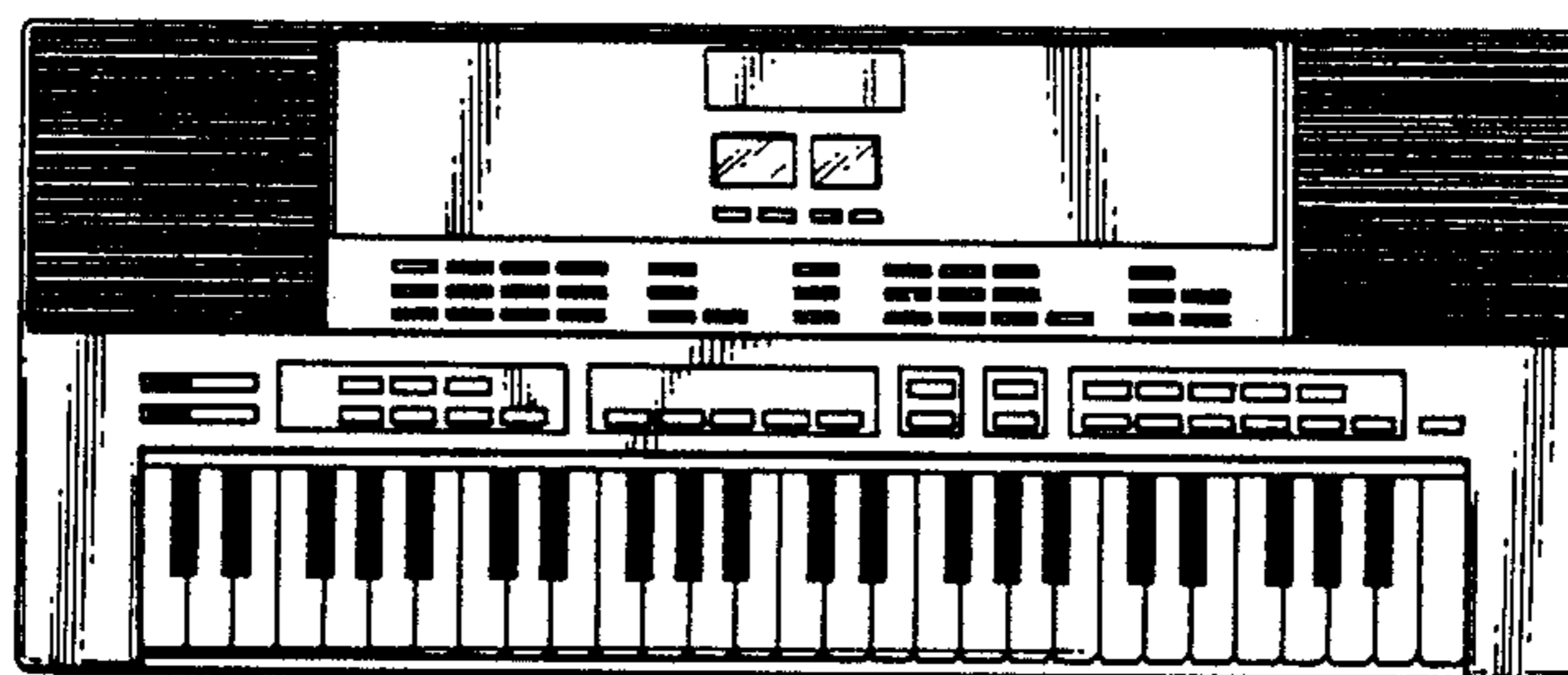


FIG. 3



FIG. 4



FIG. 5




FIG. 6

