

[54] ROTARY DIAL DAY/NIGHT WINDOW CLOCK

[75] Inventor: Richard Franczak, Laurence Harbor, N.J.

[73] Assignee: Llama Design & Manufacturing Inc., Laurence Harbor, N.J.

[\*\*] Term: 14 Years

[21] Appl. No.: 126,296

[22] Filed: Nov. 27, 1987

[52] U.S. Cl. .... D10/6; D10/9; D10/15

[58] Field of Search ..... D10/1-39, D10/122-132; 368/276-277, 285, 223, 228, 232, 27, 67, 70, 77, 280-282

[56] References Cited

U.S. PATENT DOCUMENTS

- D. 78,114 3/1929 Levy ..... D10/9
- D. 207,328 4/1967 Levy ..... D10/9 X
- D. 208,931 10/1967 Judson ..... D10/9 X

- D. 209,977 1/1968 Judson ..... D10/9
- D. 245,581 8/1977 Thrasher ..... D10/9
- D. 255,101 5/1980 Booty ..... D10/9 X
- 557,173 3/1896 Thompson ..... 368/27
- 701,853 6/1902 Davis ..... 368/27

Primary Examiner—Nelson C. Holtje  
Attorney, Agent, or Firm—Omri M. Behr

[57] CLAIM

The ornamental design for a rotary dial day/night window clock, as shown and described.

DESCRIPTION

FIG. 1 is a front elevational view of a rotary dial day/night window clock showing my new design with the dial in the full day orientation;

FIG. 2 is a right side elevational view thereof, the left side being a mirror image thereof;

FIG. 3 is a rear elevational view thereof;

FIG. 4 is a top plan view thereof, the bottom plan view being a mirror image thereof; and,

FIG. 5 is a front elevational view thereof, showing the dial in the full night orientation.




FIG. 1

FIG. 2




FIG. 3

FIG. 4


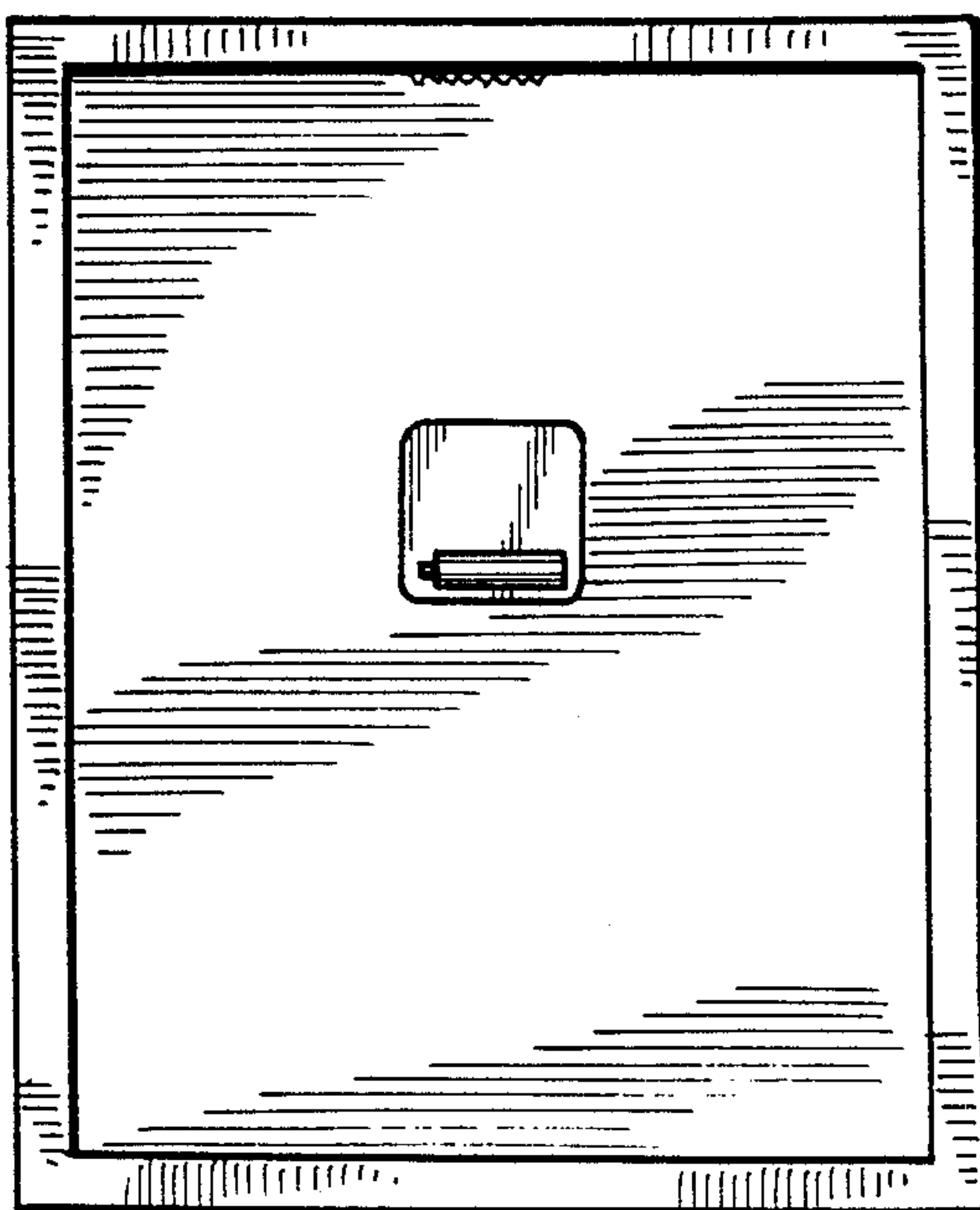


FIG. 5

