

United States Patent [19]

Gilman

[11] Patent Number: Des. 312,567

[45] Date of Patent: ** Dec. 4, 1990

[54] SIGN CLAMP

[76] Inventor: John W. Gilman, 1731 John Arthur Way, Lakeland, Fla. 33803

[**] Term: 14 Years

[21] Appl. No.: 180,810

[22] Filed: Apr. 11, 1988

[52] U.S. Cl. D8/394

[58] Field of Search D8/382, 394, 395, 371; D21/108; 248/225.31, 229; 24/568, 569, 486, 336; 403/286, 385, 403, 405.1

[56] References Cited

U.S. PATENT DOCUMENTS

D. 119,384	3/1940	Eshbach	D8/371
D. 201,387	6/1965	Reeves	D8/394
D. 241,312	9/1976	McLintock et al.	D8/395
D. 297,303	8/1988	Finkelstein	D8/382
2,495,083	1/1950	Welch	24/336
2,778,515	1/1957	Hanson	403/385

2,958,110	11/1960	McBrien	248/229
3,178,144	4/1965	Kimoto	248/229
3,185,509	5/1965	Welsher et al.	403/385
3,341,909	9/1967	Havener	24/486
4,190,224	2/1980	LeBlanc et al.	248/229

Primary Examiner—B. J. Bullock
Attorney, Agent, or Firm—Frijouf, Rust & Pyle

[57] CLAIM

The ornamental design for a sign clamp, as shown and described.

DESCRIPTION

FIG. 1 is a perspective view of a sign clamp showing my new design;

FIG. 2 is a front view thereof;


FIG. 3 is a rear view thereof;

FIG. 4 is a right side view thereof;

FIG. 5 is a top view thereof;

FIG. 6 is a left side view thereof;

FIG. 7 is a bottom view thereof.



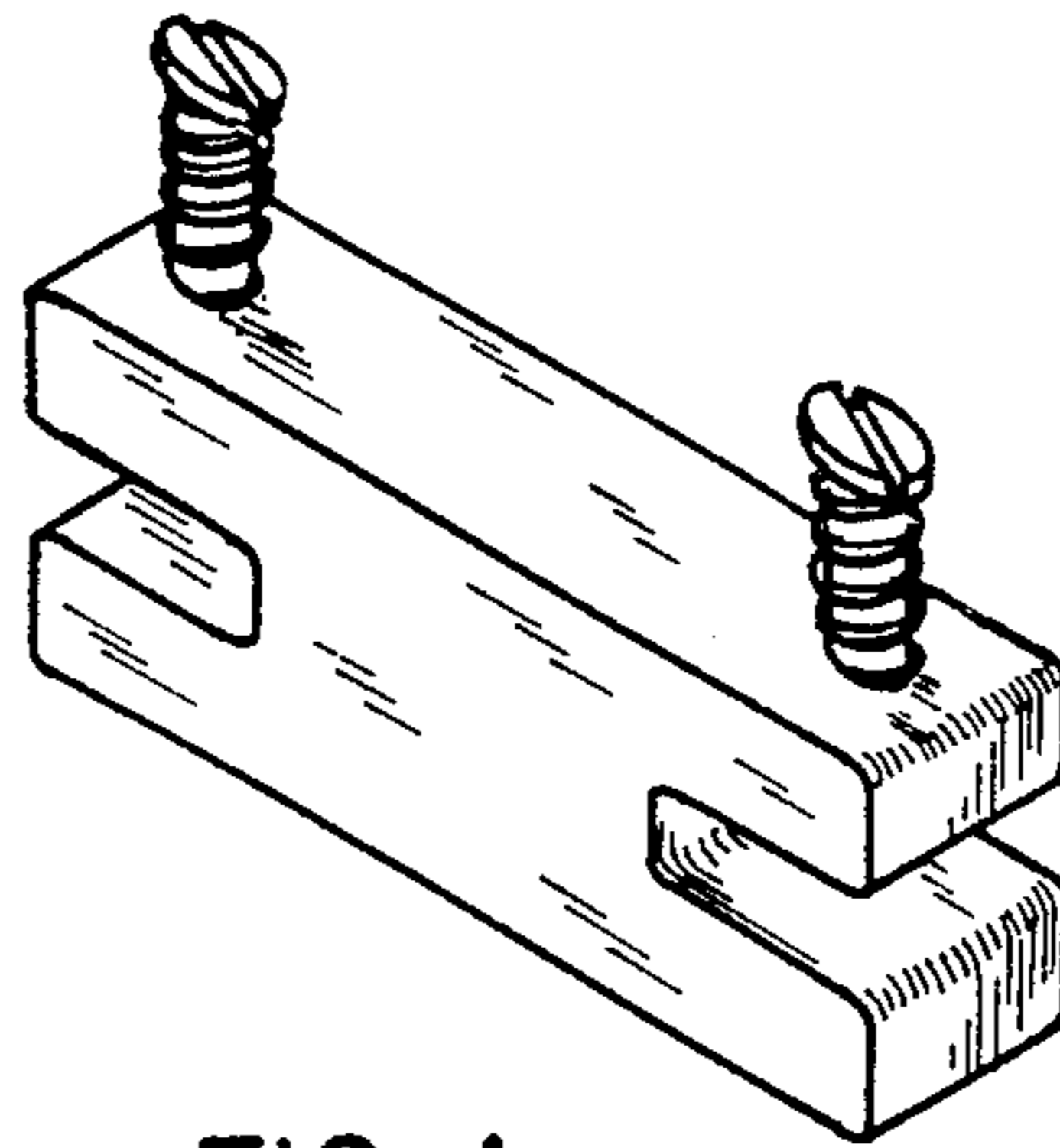


FIG. 1

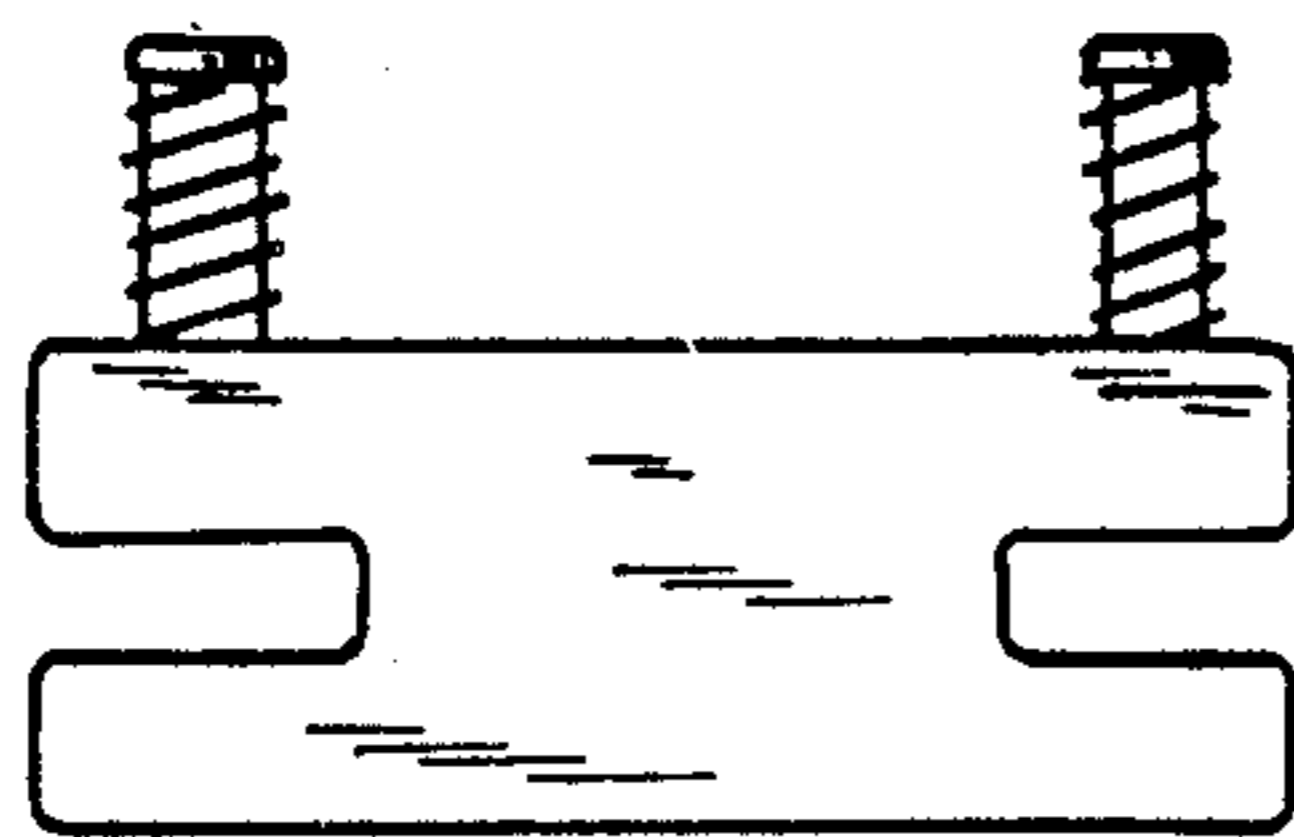


FIG. 2

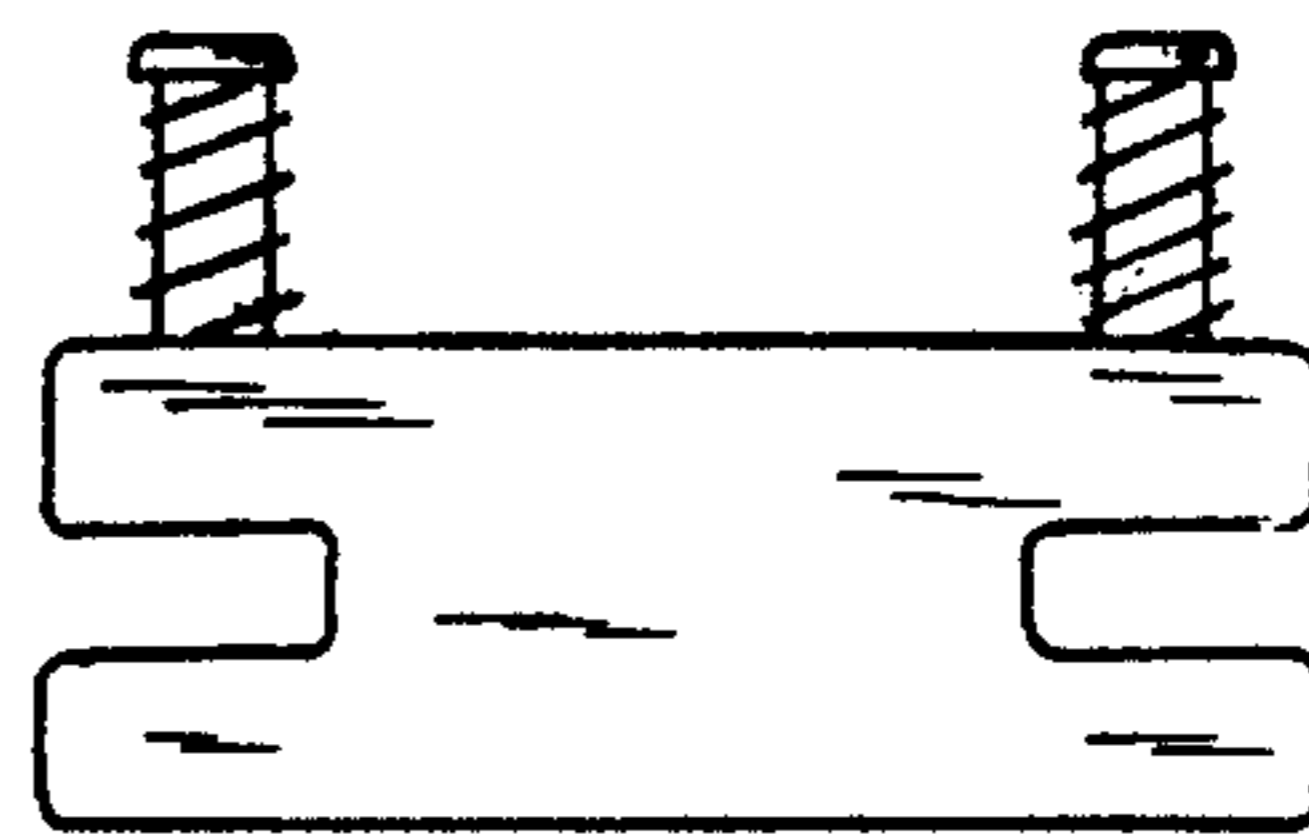


FIG. 3



FIG. 4



FIG. 6



FIG. 5




FIG. 7