

[54] END STANDARD FOR A BENCH

[76] Inventor: Robert L. Shields, Rte. 3, Box 72,
Miltona, Minn. 56354

[**] Term: 14 Years

[21] Appl. No.: 261,822

[22] Filed: Oct. 24, 1988

Related U.S. Application Data

[62] Division of Ser. No. 892,450, Aug. 4, 1986, Pat. No.
Des. 299,595.

[52] U.S. Cl. D6/492

[58] Field of Search D6/492, 370, 381, 337

[56] References Cited

U.S. PATENT DOCUMENTS

- D. 67,030 4/1925 Haase .
D. 225,194 11/1972 Ruth .
D. 237,434 11/1975 Le May, Jr. .
D. 240,475 7/1976 Morgan .
D. 246,683 12/1977 Cagle .
D. 246,810 12/1977 Genova D21/234
D. 253,142 10/1979 Herman .

- D. 261,968 11/1981 Caldwell D6/492
D. 262,904 2/1982 Markwood D21/234
D. 266,133 9/1982 Stahl, Jr. et al. D6/492
D. 273,354 4/1984 Fittz D6/492
D. 278,485 4/1985 Ely D6/370

OTHER PUBLICATIONS

Par Aide 1986 Catalog-Cover, pp. 1, 3 and 4.

Primary Examiner—Bruce W. Dunkins

Assistant Examiner—Ann Hunt

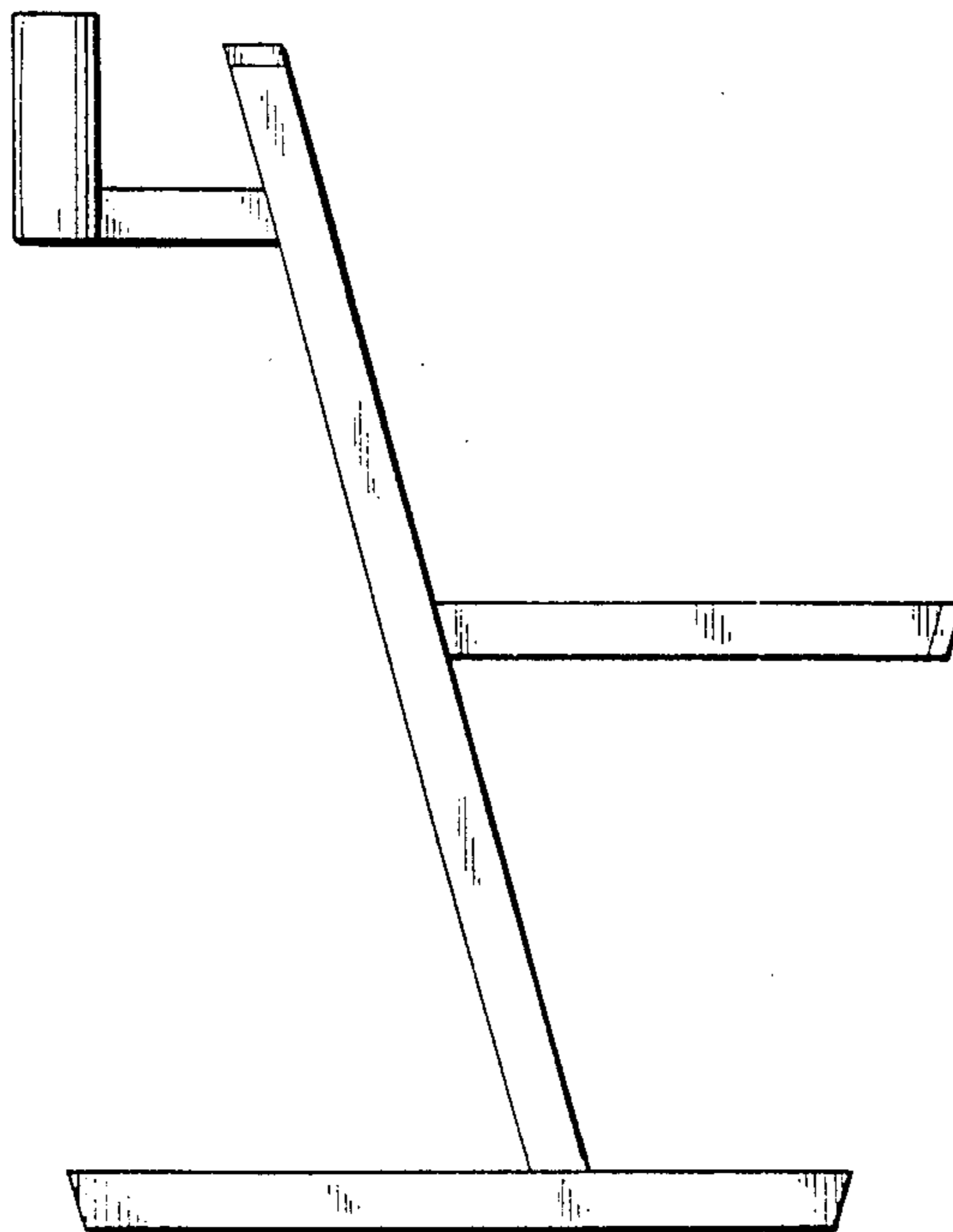
Attorney, Agent, or Firm—Burd, Bartz & Gutenkauf

[57] CLAIM

The ornamental design for an end standard for a bench,
as shown and described.

DESCRIPTION

FIG. 1 is a side elevational view of the end standard for
a bench showing my new design;
FIG. 2 is a front elevational view;
FIG. 3 is a rear elevational view;
FIG. 4 is a top plan view;
FIG. 5 is a bottom plan view thereof; and
FIG. 6 is an enlarged sectional view taken along the
lines 6—6 of FIG. 4.



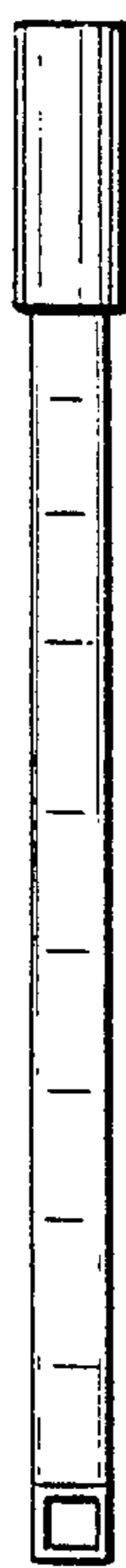


FIG. 3

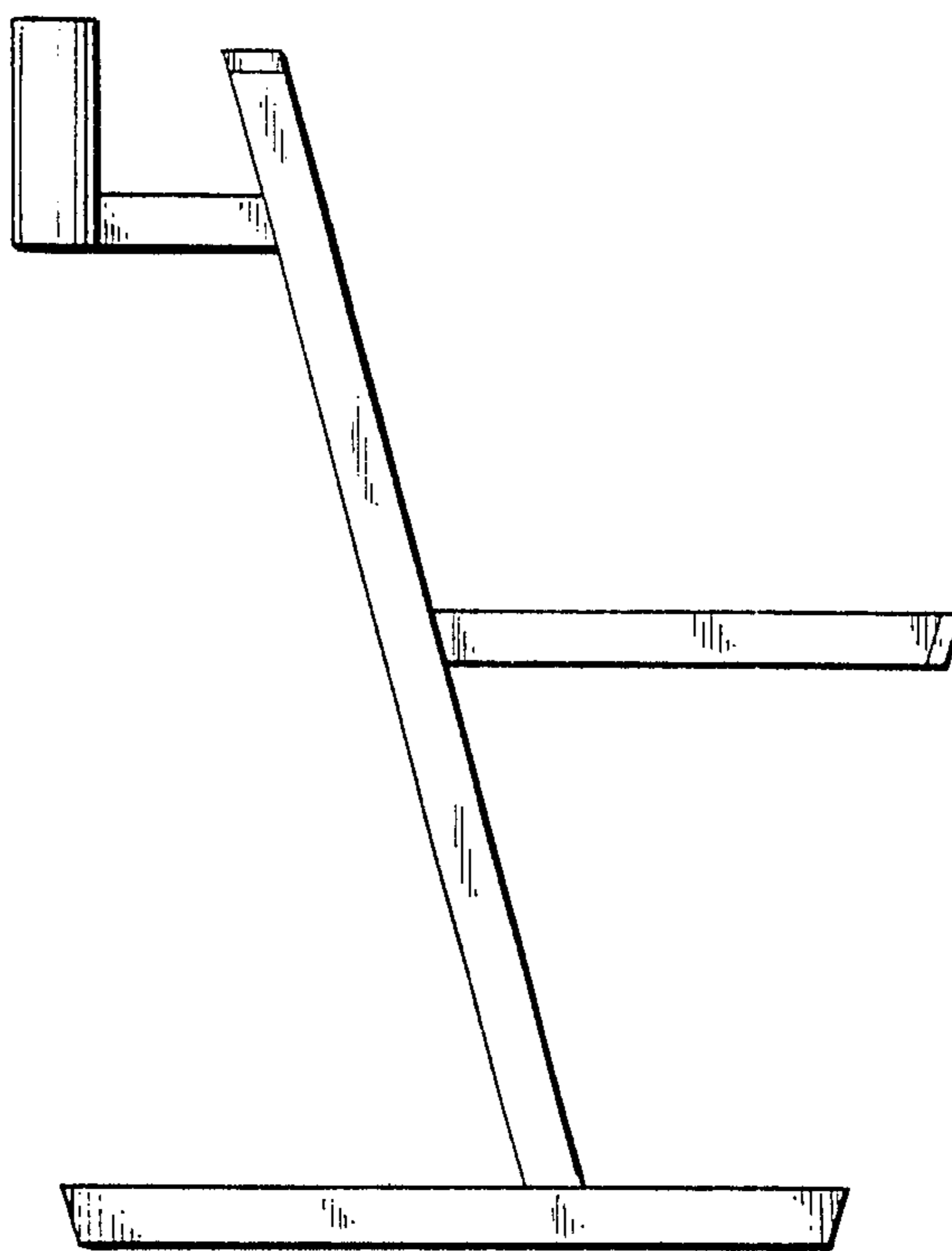


FIG. 1



FIG. 2

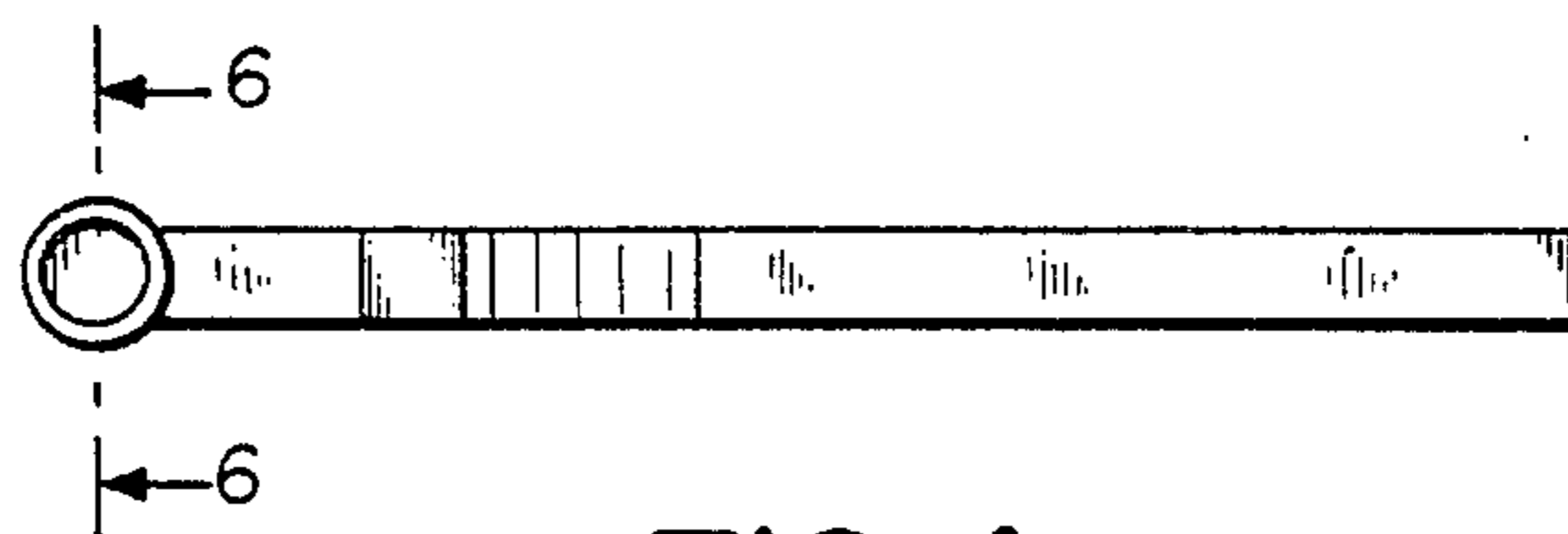


FIG. 4

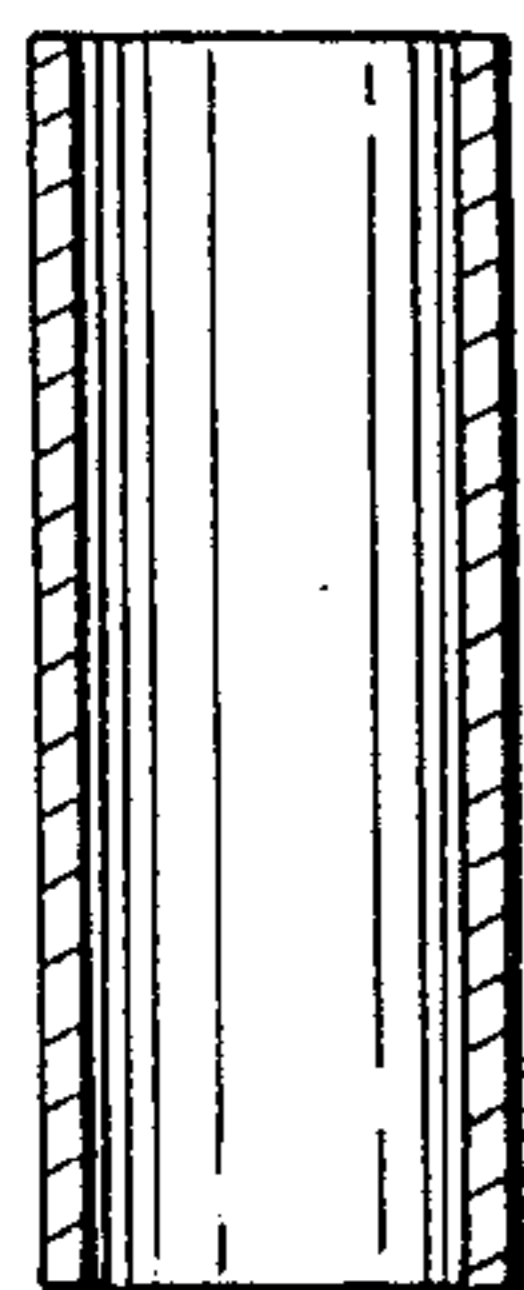


FIG. 6




FIG. 5