

[54] **CHAIR**
 [75] **Inventors:** Wolfgang Muller-Deisig, Natzungen, Fed. Rep. of Germany; David C. Jenkins; Terry D. West, both of Grand Rapids; Zooey C. Chu, Holland, all of Mich.
 [73] **Assignee:** Steelcase, Inc., Grand Rapids, Mich.
 [*] **Notice:** The portion of the term of this patent subsequent to Oct. 16, 2004 has been disclaimed.
 [**] **Term:** 14 Years
 [21] **Appl. No.:** 864,374
 [22] **Filed:** May 15, 1986

Related U.S. Application Data


[63] Continuation-in-part of Ser. No. 818,678, Jan. 14, 1986.
 [52] **U.S. Cl.** **D6/366**
 [58] **Field of Search** D6/334, 364, 365, 366, D6/379, 380, 498, 500; 248/188.1, 188.7; 297/440, 445

References Cited

U.S. PATENT DOCUMENTS

D. 135,333 3/1943 Brown .
 D. 135,334 3/1943 Brown .
 D. 184,407 12/1959 McKinley D15/8
 D. 191,705 11/1961 Galloway .
 192,635 4/1962 Anderson .
 D. 192,799 5/1962 Eames D15/1
 D. 195,298 5/1963 Kerr D15/1
 D. 195,553 7/1963 Isola D15/1
 D. 197,643 3/1964 Kramer D15/1
 D. 206,118 11/1966 Bates D15/8
 D. 213,826 4/1969 Stassle D6/1
 D. 220,388 4/1971 Kramer D6/1
 D. 223,246 4/1972 Mann .
 D. 227,831 7/1973 Andrus D6/2
 D. 228,536 10/1973 Sottsass, Jr. D6/30
 D. 231,286 4/1974 Dittert D6/31
 D. 233,808 12/1974 Ruf D6/31
 D. 236,173 8/1975 Ruf D6/30
 D. 238,646 2/1976 Schoblom D6/196
 D. 238,835 2/1976 Cassina D6/26
 D. 241,288 9/1976 Tacke D6/1

D. 244,892 7/1977 Koepke D6/31
 D. 247,010 1/1978 Daswick D6/39
 D. 247,463 3/1978 Muller-Deisig et al. D6/31
 D. 253,205 10/1979 Buhk D6/30
 D. 253,206 10/1979 Buhk D6/31
 D. 254,640 4/1980 Deck D6/31
 D. 255,183 6/1980 Locher D6/366
 D. 255,293 6/1980 Locher D6/31
 D. 256,739 9/1980 Acton D6/30
 D. 256,967 9/1980 Hirota D6/1
 D. 257,473 11/1980 Wilson D6/35
 D. 267,680 1/1983 Leffler et al. D6/1
 D. 270,316 8/1983 Ochsner D6/67
 D. 273,729 5/1984 Pelly et al. D6/30
 D. 273,823 5/1984 Ambasz et al. D6/31
 D. 273,925 5/1984 Caruso D6/196
 D. 274,484 7/1984 Aronowitz et al. D6/366
 D. 274,958 8/1984 Aronowitz et al. D6/360
 D. 275,050 8/1984 Aronowitz et al. D6/366
 D. 275,054 8/1984 Aronowitz et al. D6/360
 D. 276,396 11/1984 Locker D6/498
 D. 276,576 12/1984 Helmholdt D6/366
 D. 278,391 4/1985 Platner D6/366
 D. 278,869 5/1985 Bohl D6/366
 D. 279,153 6/1985 Aronowitz et al. D6/501
 D. 279,154 6/1985 Aronowitz et al. D6/501
 D. 279,155 6/1985 Aronowitz et al. D6/501
 D. 279,332 6/1985 Diffrient D6/379
 D. 279,947 8/1985 Ballarini D6/501
 D. 282,510 2/1986 Diffrient D6/366
 D. 293,517 1/1988 Bellini D6/366
 334,756 1/1886 Denver .
 828,670 8/1906 Kline .
 862,565 8/1907 Kline .
 1,512,983 10/1924 Heck .
 2,461,082 2/1949 Purnell 155/194
 3,223,450 12/1965 Pollock 297/445
 3,489,458 1/1970 Karlsen 297/417
 3,512,835 5/1970 Flototto 297/458
 3,643,905 2/1972 Kint 248/345.1
 3,854,772 12/1974 Abrahamson et al. .
 3,964,789 6/1976 Platner et al. 297/445
 4,007,962 2/1977 Muller-Deisig et al. .
 4,032,190 6/1977 Muller-Deisig et al. .
 4,073,539 2/1978 Caruso 297/455
 4,084,850 4/1978 Ambasz .
 4,277,102 7/1981 Aaras et al. 297/411
 4,316,632 2/1982 Brauning .
 4,333,683 6/1982 Ambasz .
 4,557,521 12/1985 Lange 297/285



OTHER PUBLICATIONS

Design Catalog, Sep., 1978 p. 96.
Interiors, Feb. 1982, p. 88.
Industrial Design, Nov./Dec. 1977, p. 44.
Interiors, Jun. 1978, p. 81.
Interiors, Jun. 1976, p. 96.
Design, Dec. 1979, p. 26.
Wilkhahn FS Design, Apr., 1981, p. 38.
Domus, Aug. 1962, p. 48.
Domus, Nov. 1976, p. 55.
Interiors, Feb. 1975, p. 79.
Interiors, Sep. 1976, p. 33.
Interiors, Jun. 1978, p. 63.
The Merchandise Mart, Jun. 1980, p. 80.
Rosemount GF Business Equipment.
Primary Examiner—Bruce W. Dunkins

Assistant Examiner—Ann Hunt
Attorney, Agent, or Firm—Price, Heneveld, Cooper,
DeWitt & Litton

[57] CLAIM

The ornamental design for a chair, as shown and described.

DESCRIPTION

FIG. 1 is a front perspective view of a chair showing our design;
FIG. 2 is a rear elevational view;
FIG. 3 is a right-hand side elevational view, wherein the left-hand side elevational view is substantially identical;
FIG. 4 is a front elevational view;
FIG. 5 is a top plan view;
FIG. 6 is a bottom plan view therefor; and
FIG. 7 is another front perspective view thereof;



FIG. 1

FIG. 2

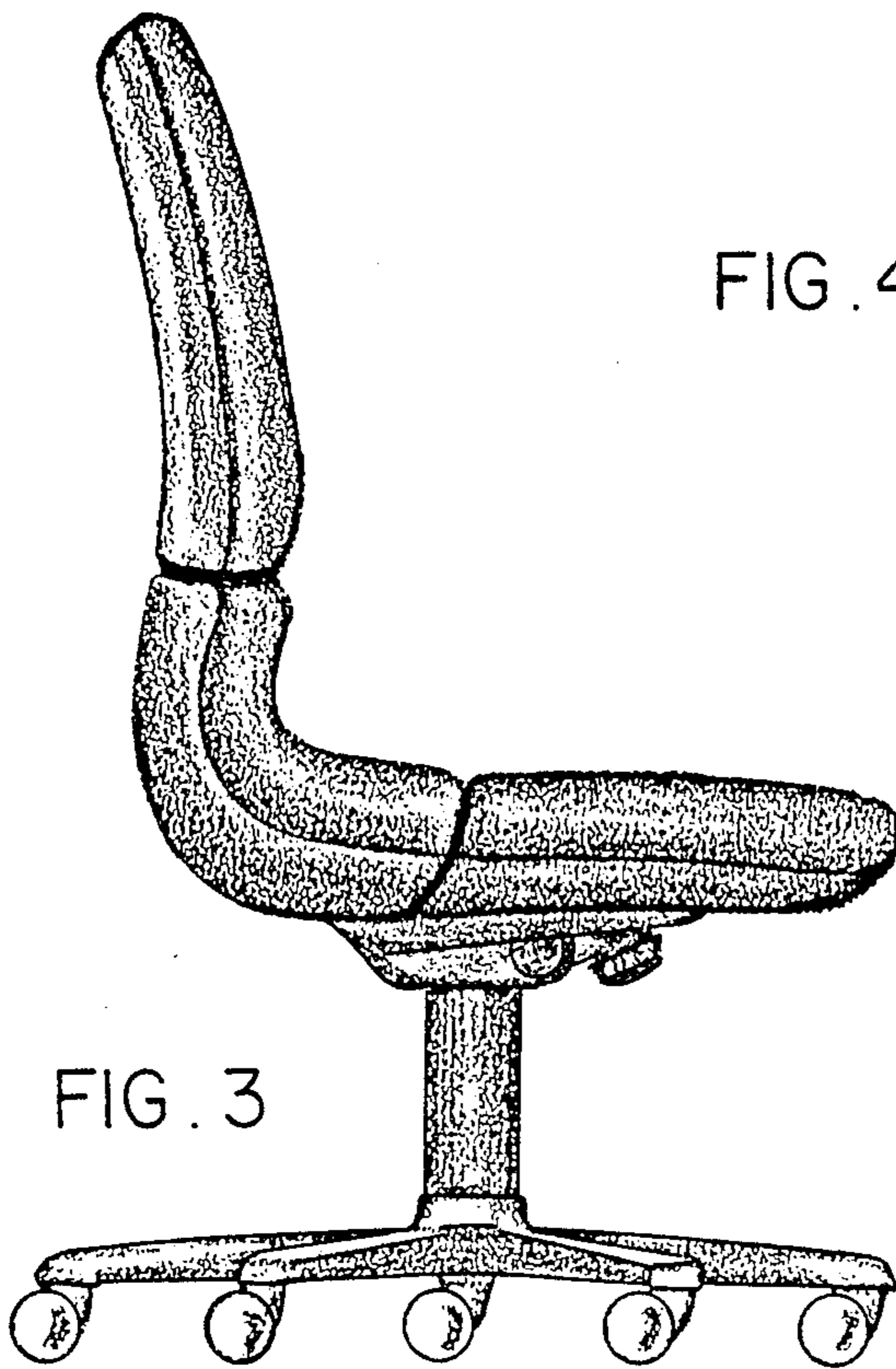
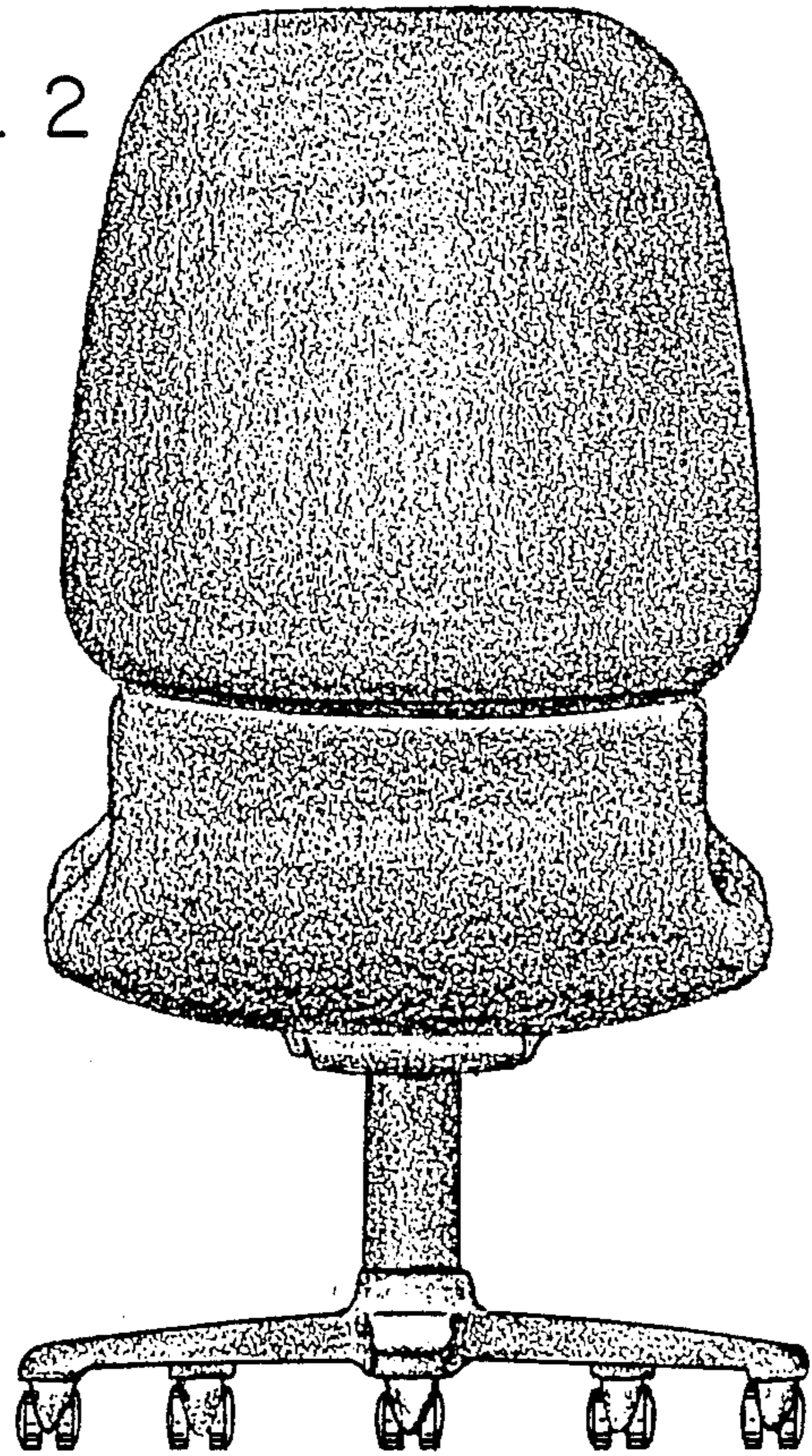
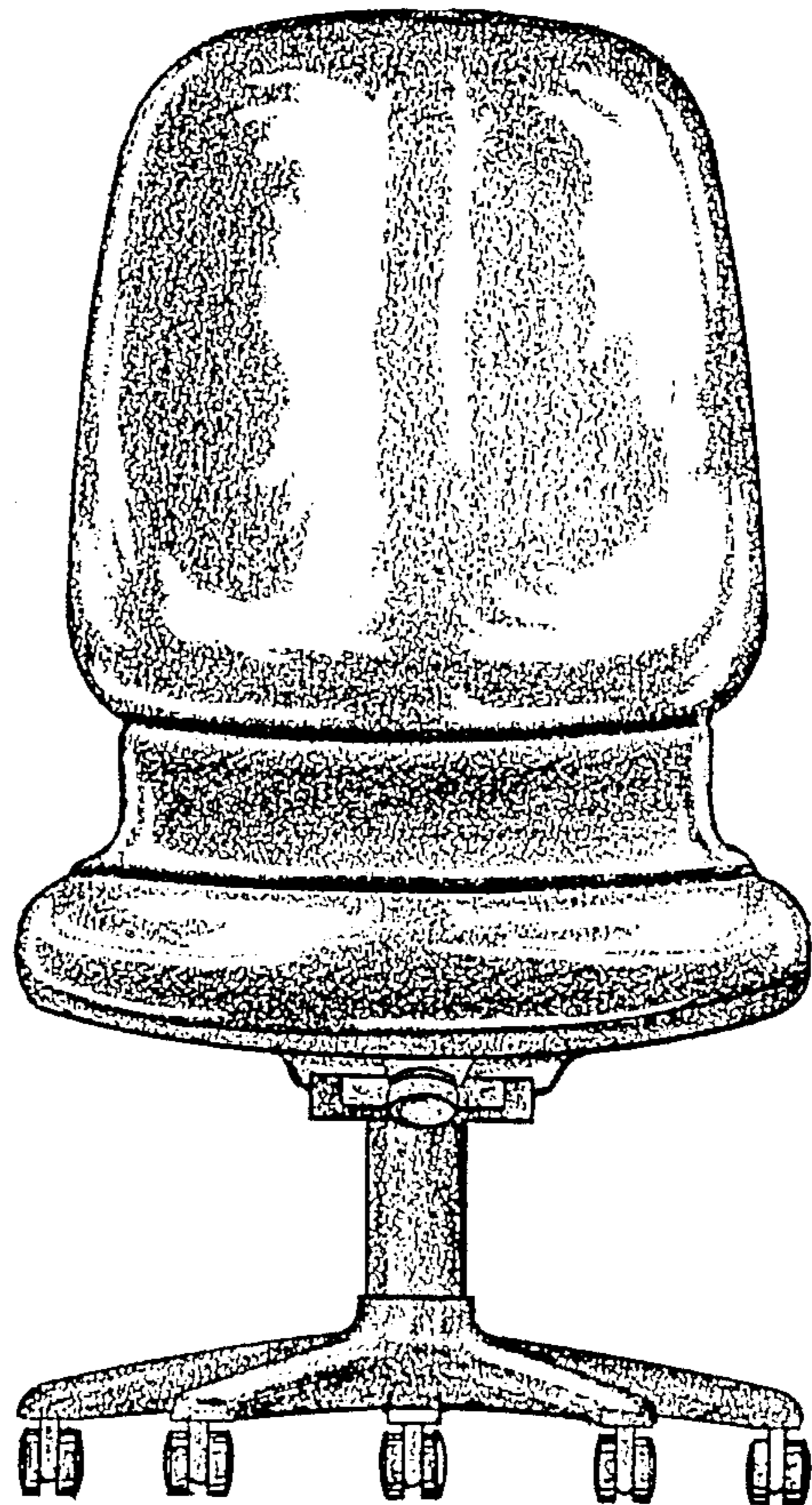


FIG. 3

FIG. 4



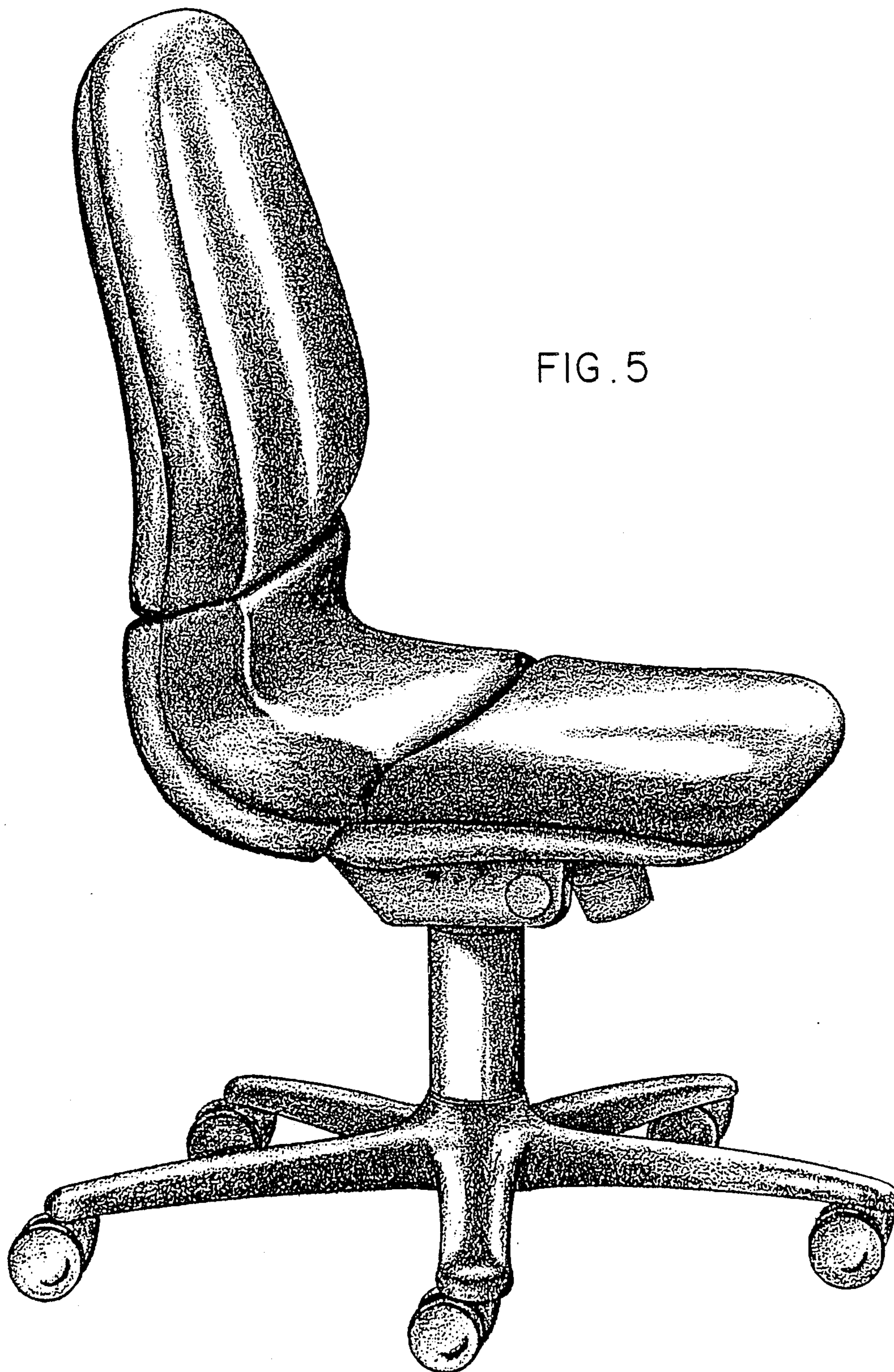


FIG. 5

UNITED STATES PATENT AND TRADEMARK OFFICE
CERTIFICATE OF CORRECTION

PATENT NO. : D 312,536

DATED : 12/04/90

INVENTOR(S) : Wolfgang Muller-Deisig et al

It is certified that error appears in the above-identified patent and that said Letters Patent is hereby corrected as shown below:

TITLE PAGE

Page 2, in the "Description" change,

"Fig. 4 is a front elevational view;

Fig. 5 is a top plan view;

Fig. 6 is a bottom plan view therefor; and

Fig. 7 is another front perspective view thereof;"

to -- Fig. 4 is a front elevational view; and

Fig. 5 is another perspective view thereof.--

**Signed and Sealed this
Ninth Day of June, 1992**

Attest:

DOUGLAS B. COMER

Attesting Officer

Acting Commissioner of Patents and Trademarks