

[54] **BLADE FOR LARYNGOSCOPE**  
[76] Inventor: **Adel R. Abadir, 1045 Constable Dr., Mamaroneck, N.Y. 10543**

4,437,458 3/1984 Upsher ..... 128/11  
4,527,553 7/1985 Upsher ..... 128/11  
4,546,762 10/1985 Upsher ..... 128/11  
4,573,451 3/1986 Bauman ..... 128/11

[\*\*] Term: **14 Years**

**FOREIGN PATENT DOCUMENTS**

[21] Appl. No.: **125,080**

2105994 4/1983 United Kingdom ..... 128/11

[22] Filed: **Nov. 25, 1987**

*Primary Examiner*—A. Hugo Word

[52] U.S. Cl. .... **D24/18**

*Assistant Examiner*—Stella M. Reid

[58] Field of Search ..... **D24/18; 128/11, 3-10, 128/16**

*Attorney, Agent, or Firm*—Kirschstein, Ottinger, Israel & Schiffmiller

[57] **CLAIM**

[56] **References Cited**

The ornamental design for a blade for laryngoscope, as shown.

**U.S. PATENT DOCUMENTS**

**DESCRIPTION**

D. 297,363	8/1988	Salerno et al. ....	D24/18
2,648,329	8/1953	Morch .....	128/11
3,598,113	8/1971	Moore et al. ....	128/11
3,856,001	12/1974	Phillips .....	128/11
3,913,568	10/1975	Carpenter .....	128/11
3,943,920	3/1976	Kandel .....	128/11
4,086,919	5/1978	Bullard .....	128/11
4,306,547	12/1981	Lowell .....	128/11
4,337,761	7/1982	Upsher .....	128/11

FIG. 1 is a bottom plan view of a blade for laryngoscope showing my new design;  
FIG. 2 is a front elevational view thereof;  
FIG. 3 is a right end elevational view thereof;  
FIG. 4 is a rear elevational view thereof;  
FIG. 5 is a left end elevational view thereof; and  
FIG. 6 is a top plan view thereof.




FIG. 1

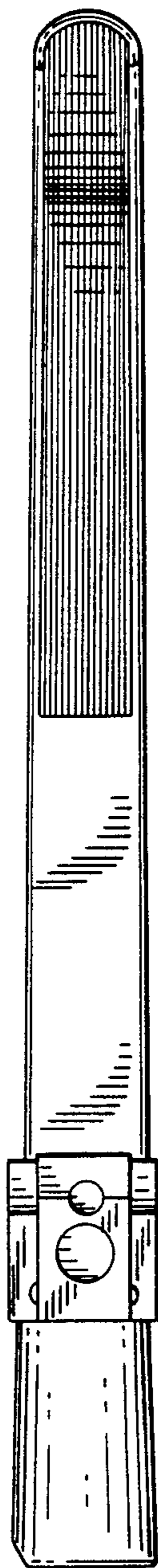


FIG. 2

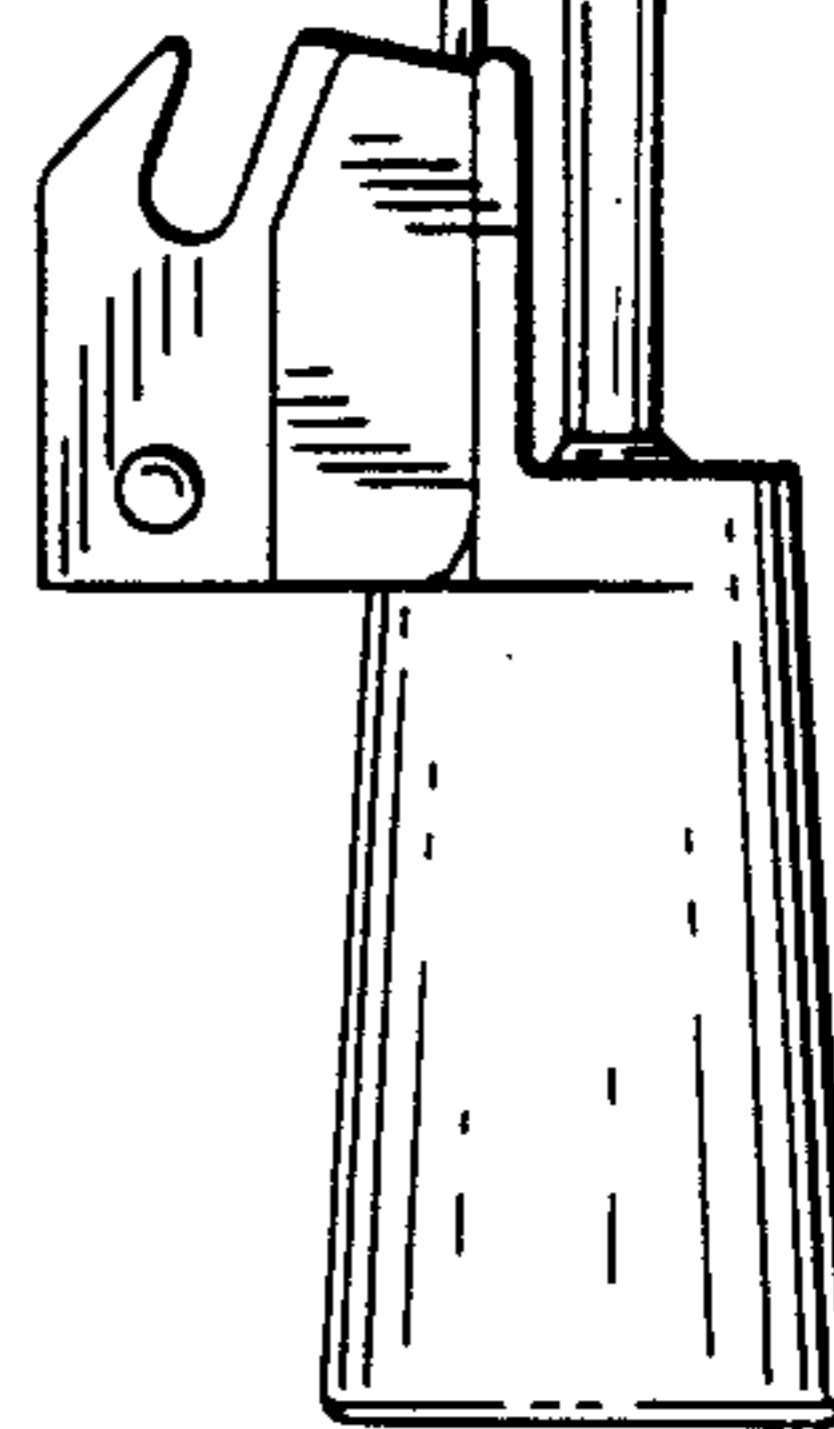
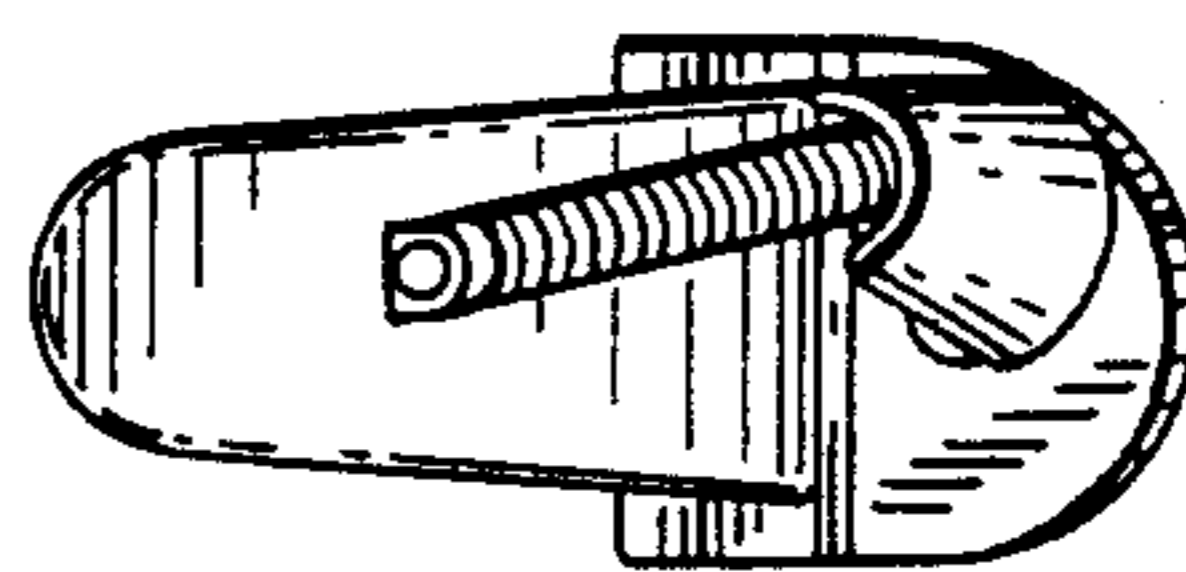


FIG. 3






FIG. 5

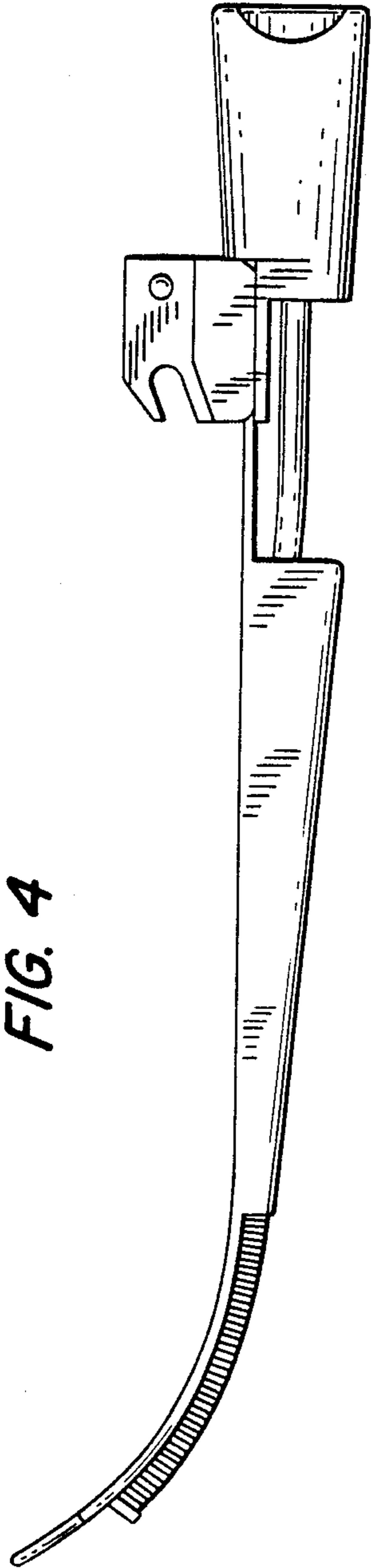


FIG. 4

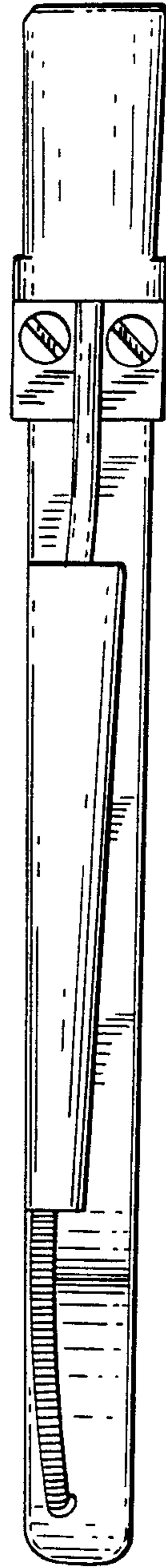


FIG. 6