

# United States Patent [19]

Foster

[11] Patent Number: **Des. 312,424**

[45] Date of Patent: **\*\* Nov. 27, 1990**

[54] **EMERGENCY LIGHT ENCLOSURE**

[76] Inventor: **Brian Foster**, 3 Goleta Point Dr.,  
Corona Del Mar, Calif. 92625

[\*\*] Term: **14 Years**

[21] Appl. No.: **104,667**

[22] Filed: **Oct. 5, 1987**

[52] U.S. Cl. .... **D10/114; D26/35**

[58] Field of Search ..... **D26/28-36;**  
**D10/114; 362/61, 74, 80, 80.1, 80.2, 82, 83,**  
**83.2, 83.3, 362; 340/468, 471-479**

[56] **References Cited**

## U.S. PATENT DOCUMENTS

D. 254,603 4/1980 Gossweiler ..... D10/114  
D. 262,659 1/1982 Latta et al. .... D26/35  
D. 286,756 11/1986 Menke et al. .... D10/114  
D. 291,870 9/1987 Urbanski et al. .... D10/114

D. 293,090 12/1987 Garnerone ..... D10/114  
4,058,794 11/1977 Menke ..... 340/473  
4,577,178 3/1986 Hitora ..... 340/472 X

*Primary Examiner*—Susan J. Lucas

*Attorney, Agent, or Firm*—Plante, Strauss, Vanderburgh  
and Connors

[57] **CLAIM**

The ornamental design for an emergency light enclosure, as shown and described.

## DESCRIPTION

FIG. 1 is a top perspective view of the emergency light enclosure showing my new design;

FIG. 2 is an end elevational view thereof, the opposite end being identical;

FIG. 3 is a top plan view thereof;

FIG. 4 is a front elevational view thereof;

FIG. 5 is a bottom plan view thereof; and

FIG. 6 is a rear elevational view thereof.

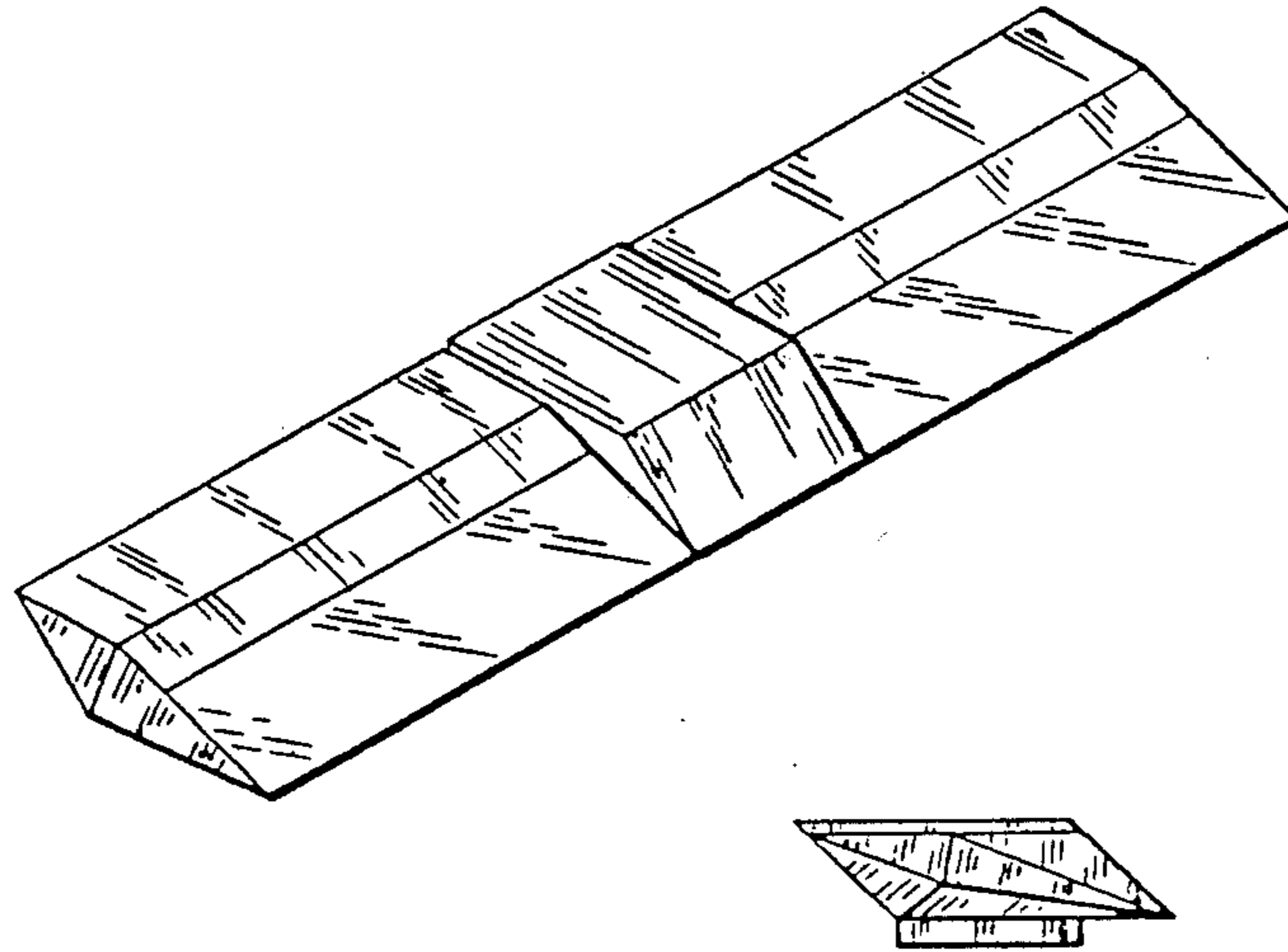


FIGURE 1

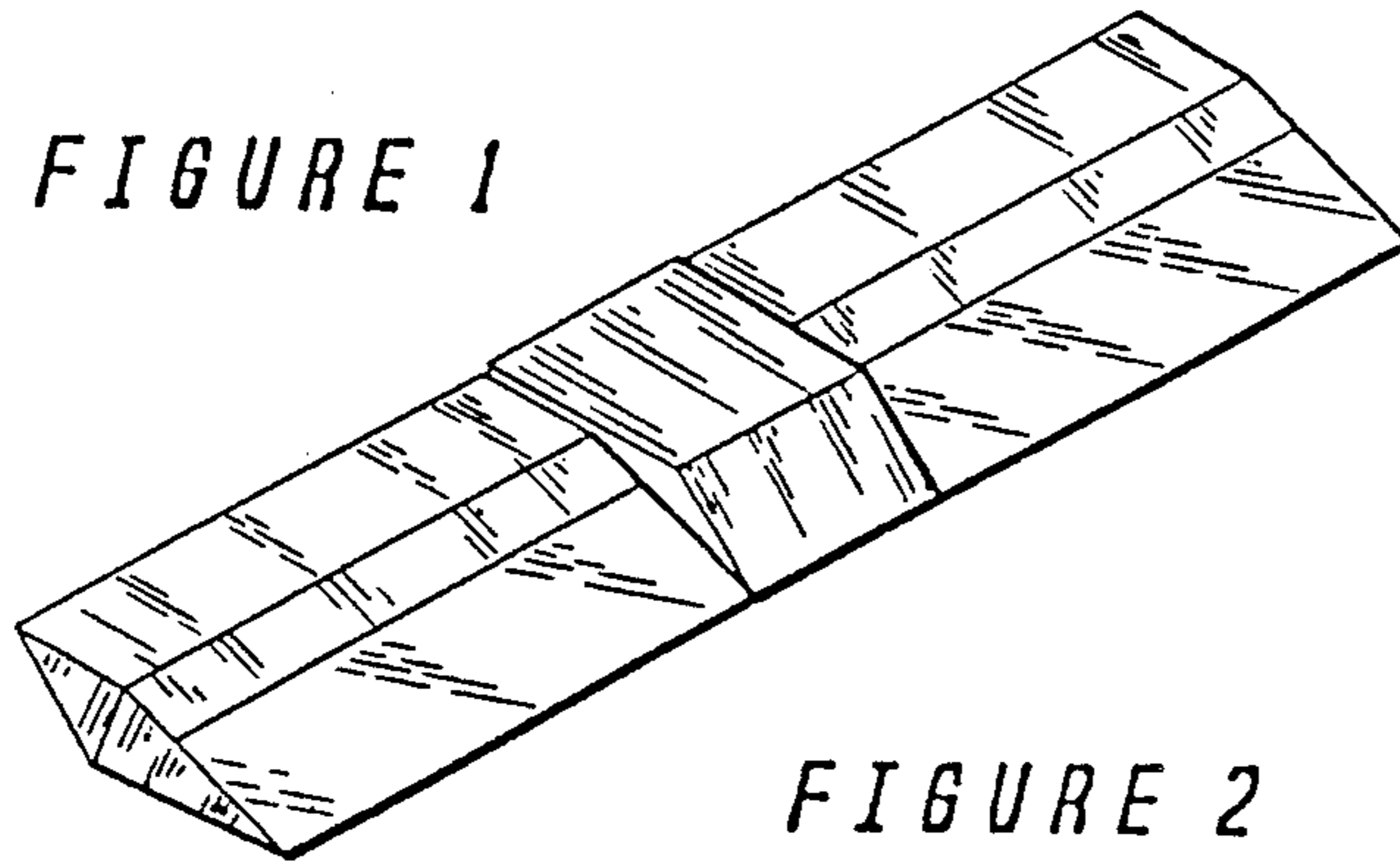


FIGURE 2



FIGURE 3


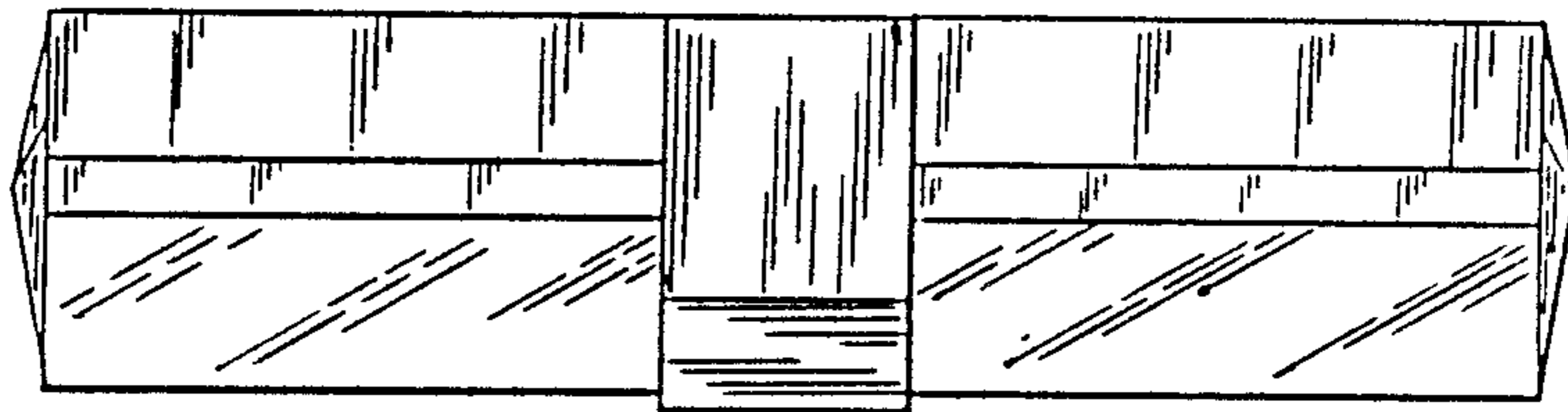


FIGURE 4

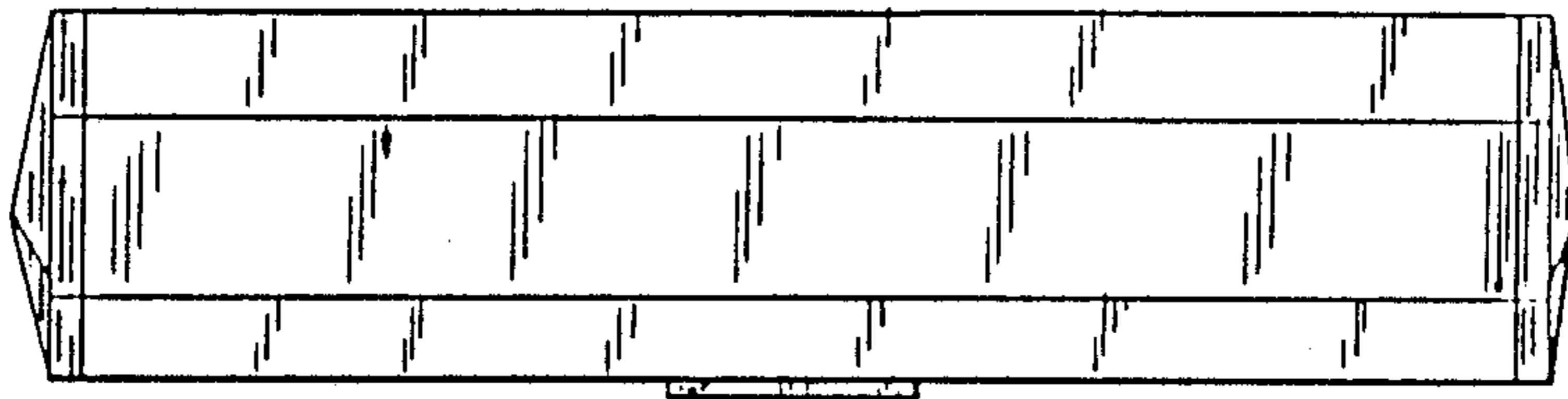


FIGURE 5



FIGURE 6