

[54] **GRAPHIC PATTERN GUIDE**

[76] Inventors: **Matthew L. Nielsen; Joan Nielsen,**
both of 410 Sage St., American Falls,
Id. 83211

[**] Term: **14 Years**

[21] Appl. No.: **195,173**

[22] Filed: **May 18, 1988**

[52] U.S. Cl. **D10/61**

[58] Field of Search **D10/61, 62, 63, 64;**
33/1 K, 11, 12, 13, 14, 15, 16, 430, 431, 432,
433, 434, 435, 436, 437, 438, 439, 440, 444, 442,
443, 444, 445, 447, 446; 116/240, 323, 324;
D19/88

2,732,624 1/1956 Smith 33/443
 3,065,547 11/1962 Blodgett et al. 33/443
 3,346,960 10/1967 Miles 33/443 X
 4,254,556 5/1981 Anav 33/443 X
 4,259,784 4/1981 MacPherson 33/1 K
 4,366,626 1/1983 Livick 33/443 X
 4,672,747 6/1987 Turner 33/1 K

Primary Examiner—Bruce W. Dunkins
Assistant Examiner—Antoine D. Davis
Attorney, Agent, or Firm—Jerry T. Kearns

[56] **References Cited**

U.S. PATENT DOCUMENTS

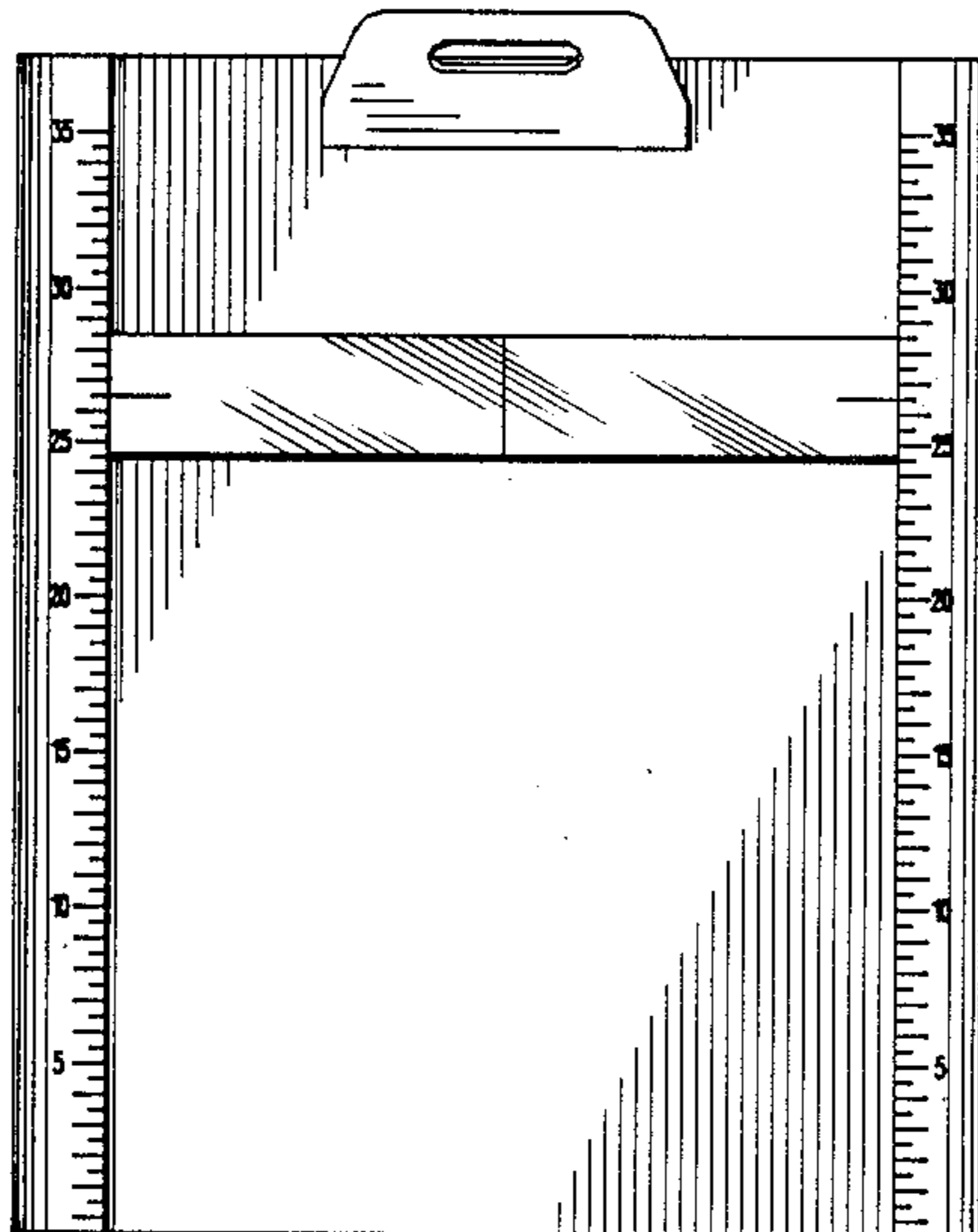
D. 133,611 9/1942 Bowen D10/61
 342,159 5/1886 Woerner et al. 33/443
 2,633,644 4/1953 May 33/443

[57] **CLAIM**

The ornamental design for a graphic pattern guide, as shown and described.

DESCRIPTION

FIG. 1 is a front elevational view of a graphic pattern guide showing our new design;
 FIG. 2 is a rear elevational view;
 FIG. 3 is a left side elevational view;
 FIG. 4 is a top plan view;
 FIG. 5 is a top plan view thereof; and,
 FIG. 6 is a bottom plan view thereof.



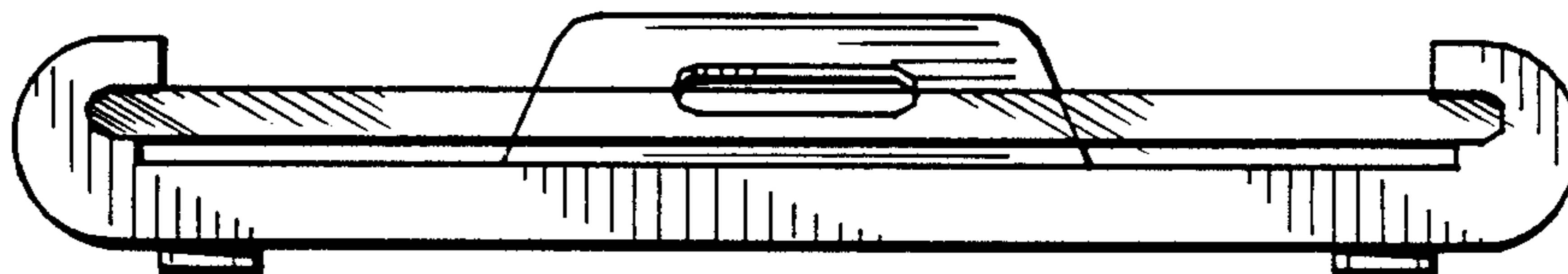


Fig. 1



Fig. 2




Fig. 3




Fig. 4

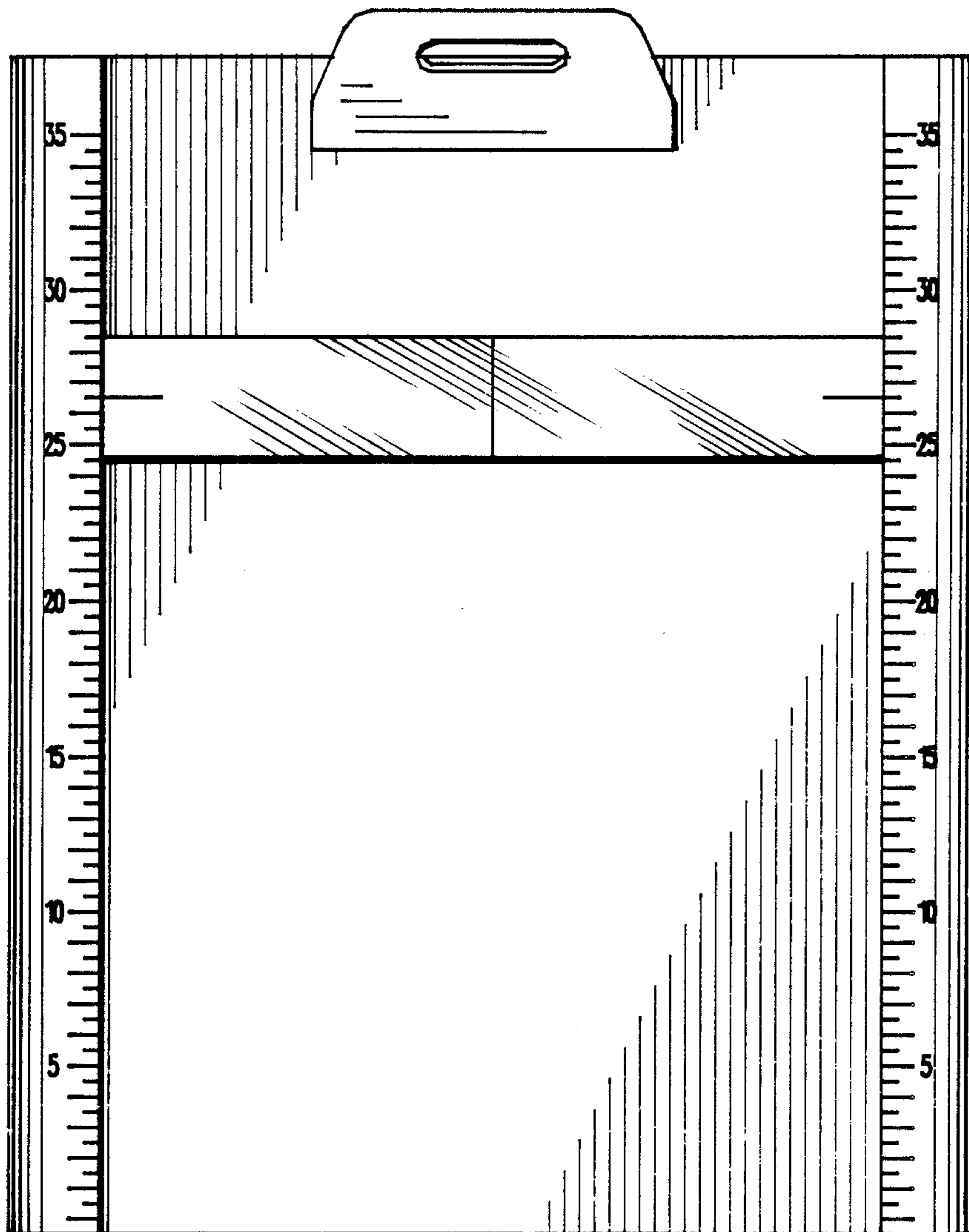


Fig. 5




Fig. 6