

United States Patent [19]

Muller et al.

[11] Patent Number: **Des. 312,415**

[45] Date of Patent: **** Nov. 27, 1990**

[54] **COMBINED WATCH AND CLIP**

[75] Inventors: **Bernard Muller; Marlyse Schmid,**
both of La Chatière, 2054 Chezard
(NE), Switzerland

[73] Assignees: **Bernard Muller; Marlyse Schmid,**
both of Chezard; **Pierre Bercher,**
Cernier; Jean-Walter Geiser,
Geneva, all of Switzerland

[**] Term: **14 Years**

[21] Appl. No.: **89,611**

[22] Filed: **Aug. 25, 1987**

[30] **Foreign Application Priority Data**

Feb. 25, 1987 [WO] World Int. Prop. O. ... DM/008 581

[52] U.S. Cl. **D10/31; D10/2;**
D19/86

[58] Field of Search D10/1-39,
D10/122-132; D11/216, 201; D2/624;
D19/86, 88; 368/10, 11, 285, 316, 317

[56] **References Cited**

U.S. PATENT DOCUMENTS

D. 295,501 5/1988 Brayford D10/15 X
2,781,566 2/1957 Hammer D19/86 X
4,705,408 11/1987 Jordi 368/316

FOREIGN PATENT DOCUMENTS

0226533 6/1987 European Pat. Off. 368/316
2054274 2/1981 United Kingdom 368/316

OTHER PUBLICATIONS

European Jeweler—10/88—p. 146—Clip-Watch at bot-
tom left.


Primary Examiner—Nelson C. Holtje
Attorney, Agent, or Firm—McGlew and Tuttle

[57] **CLAIM**

The ornamental design for a combined watch and clip,
as shown and described.

DESCRIPTION

FIG. 1 is a front elevational view of a combined watch
and clip showing our new design;
FIG. 2 is a rear elevational view thereof;
FIG. 3 is a top plan view thereof;
FIG. 4 is a bottom plan view thereof;
FIG. 5 is a left side elevational view thereof; and
FIG. 6 is a right side elevational view thereof.






FIG. 1

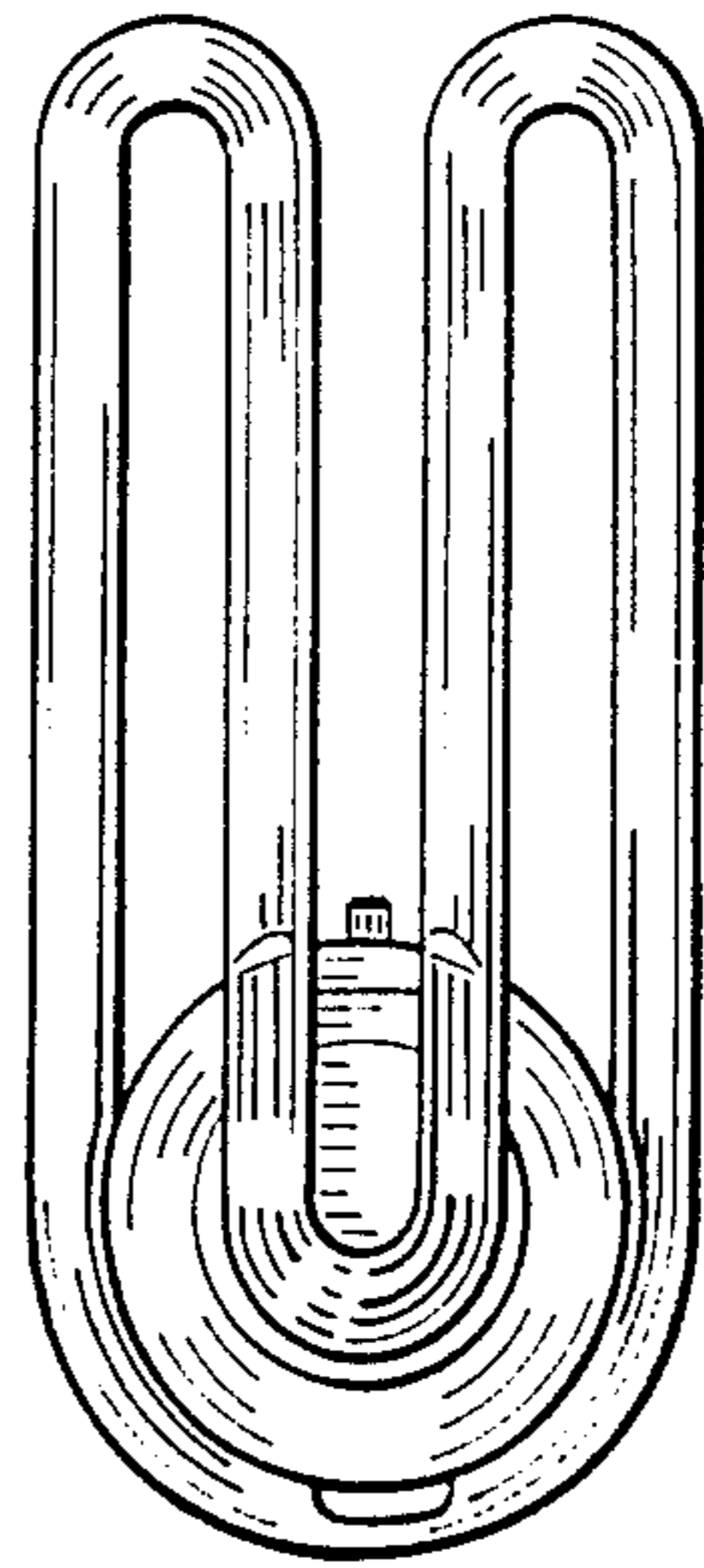


FIG. 2



FIG. 3



FIG. 4

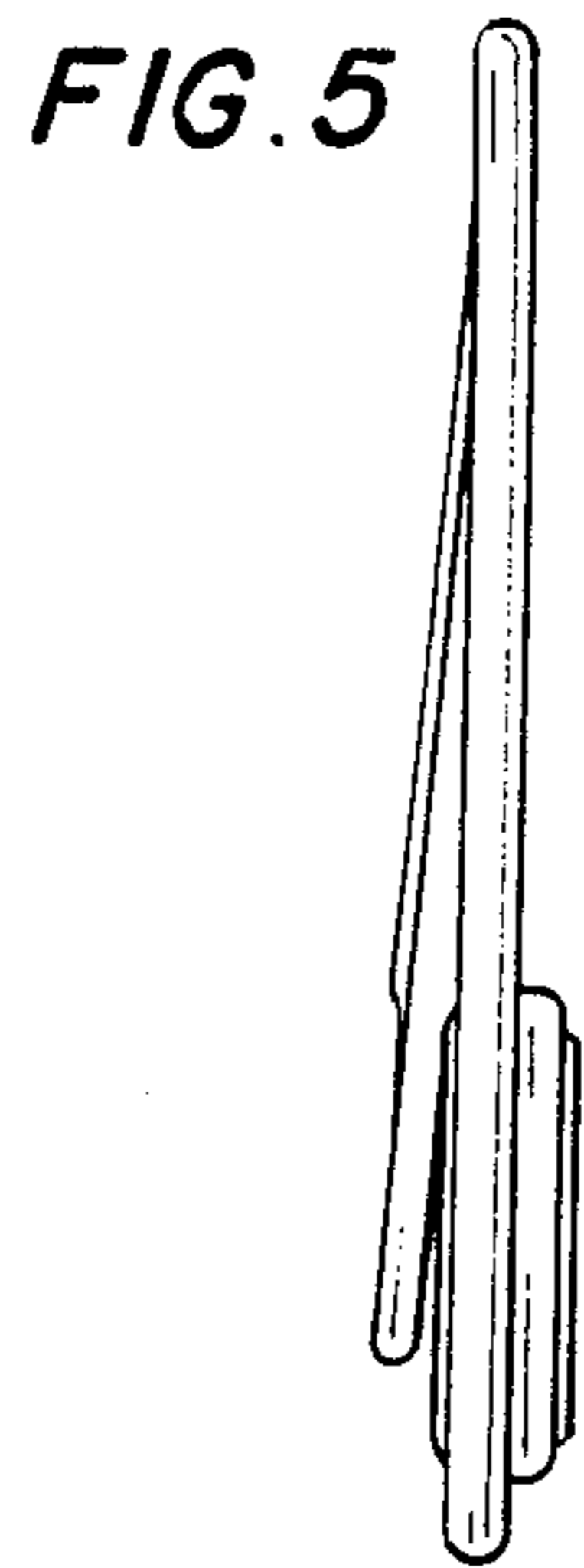


FIG. 5




FIG. 6