

[54] CLOCK

[75] Inventor: Masahiro Aikawa, Tokyo, Japan

[73] Assignee: Seikosha Co., Ltd., Japan

[\*\*] Term: 14 Years

[21] Appl. No.: 36,273

[22] Filed: Apr. 9, 1987

[30] Foreign Application Priority Data

Oct. 17, 1986 [JP] Japan ..... 61-41172

[52] U.S. Cl. .... D10/24

[58] Field of Search ..... D10/1, 21-27,  
D10/30, 37, 39; 368/62, 76, 180-183, 223, 228,  
232, 276-277, 280-282, 285

[56] References Cited

U.S. PATENT DOCUMENTS

- D. 80,360 1/1930 Conant ..... D10/38
- D. 81,817 8/1930 Stegeman ..... D10/38
- D. 83,764 3/1931 Stegeman ..... D10/32
- D. 163,566 6/1951 Bruce ..... D10/26
- D. 225,124 11/1972 Osawa ..... D10/39
- D. 265,980 8/1982 Kanoui ..... D10/6 X
- D. 294,010 2/1988 Bouchet ..... D10/38 X

FOREIGN PATENT DOCUMENTS

187166 1/1937 Switzerland ..... 368/282

OTHER PUBLICATIONS

*Jewelers' Circular—Keystone*, 8/1977, p. 20, watches B & C.

*Swiss Watch and Jewellery Journal*, 1/1986, p. 35, 3rd. watch in from left.

*Primary Examiner*—Nelson C. Holtje

*Assistant Examiner*—Gary D. Watson

*Attorney, Agent, or Firm*—Bruce L. Adams; Van C. Wilks

[57] CLAIM

The ornamental design for a clock, as shown and described.

DESCRIPTION

FIG. 1 is a front elevational view of a clock showing my new design;

FIG. 2 is a rear elevational view thereof;

FIG. 3 is a right side elevational view thereof, the left side being the same in appearance as the right side;

FIG. 4 is a top plan view thereof; and

FIG. 5 is a bottom plan view thereof.




FIG. 2

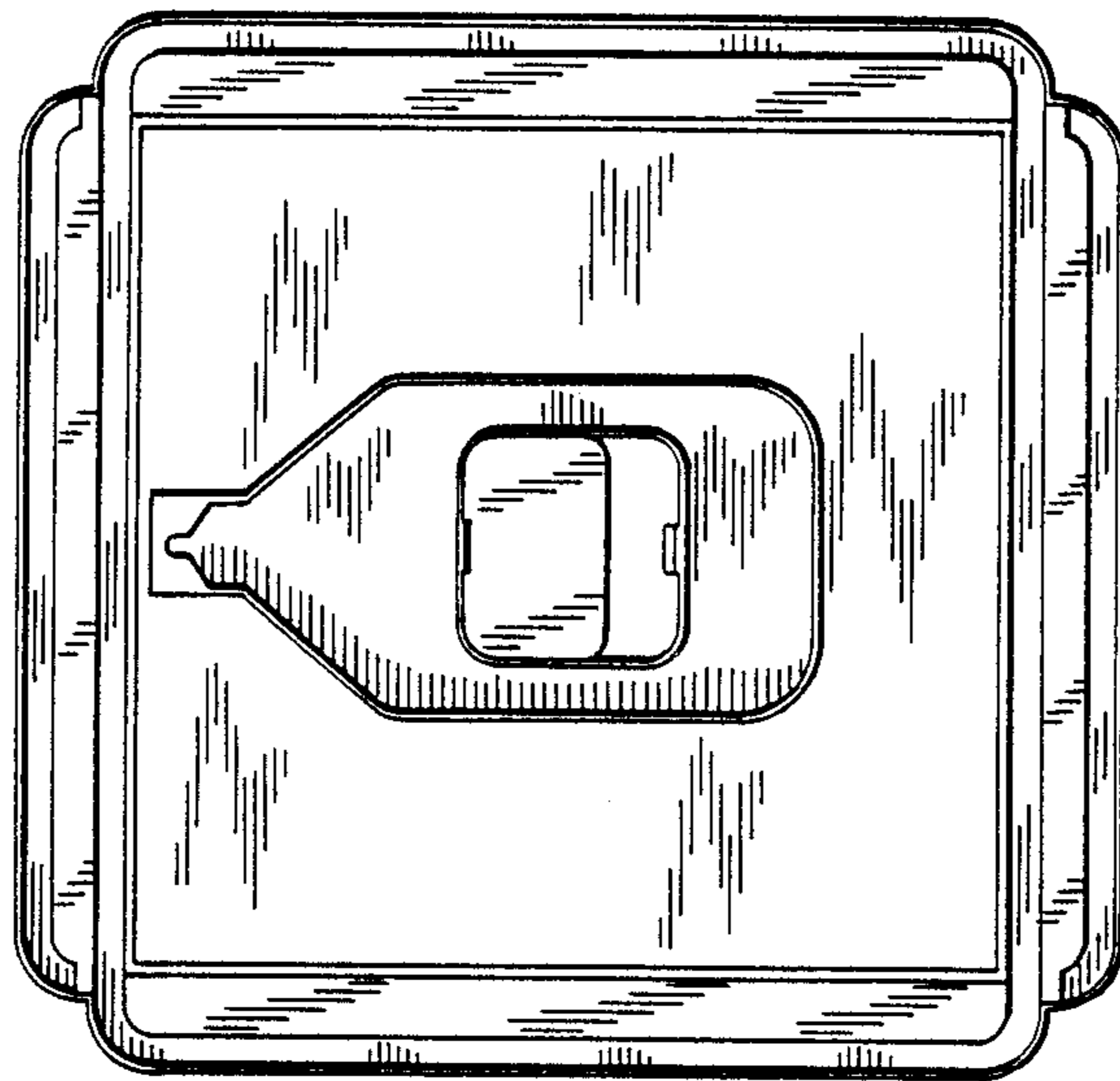


FIG. 4



FIG. 5

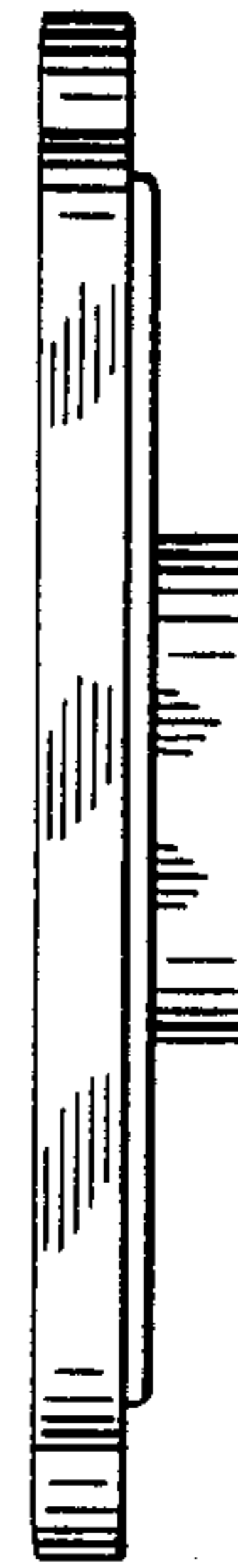


FIG. 3



FIG. 1

