

[54] **CLOCK**

[75] **Inventor: Masahiro Aikawa, Tokyo, Japan**

[73] **Assignee: Seikosha Co., Ltd., Japan**

[**] **Term: 14 Years**

[21] **Appl. No.: 36,701**

[22] **Filed: Apr. 10, 1987**

[30] **Foreign Application Priority Data**

Oct. 22, 1986 [JP] Japan 61-41845

[52] **U.S. Cl. D10/25; D10/38**

[58] **Field of Search D10/1, 21-27,
D10/30, 37, 39; 368/62, 76, 180-183, 223, 228,
232, 276-277, 280-282, 285**

[56] **References Cited**

U.S. PATENT DOCUMENTS

- D. 81,927 9/1930 Graff D10/27
- D. 167,042 6/1952 Kaufman D10/24
- D. 172,674 7/1954 Lux D10/25 X

D. 225,124 11/1972 Osawa D10/39

OTHER PUBLICATIONS

Home Furnishings Daily, 4-9-84, Sec. 2, p. 50, clock top left.

Primary Examiner—Nelson C. Holtje

Assistant Examiner—Gary D. Watson

Attorney, Agent, or Firm—Bruce L. Adams; Van C. Wilks

[57] **CLAIM**

The ornamental design for a clock, as shown and described.

DESCRIPTION

FIG. 1 is a front elevational view of a clock showing my new design;

FIG. 2 is a rear elevational view thereof;

FIG. 3 is a right side elevational view thereof, the left side being the same in appearance as the right side; and

FIG. 4 is a top plan view thereof, the bottom being the same in appearance as the top.

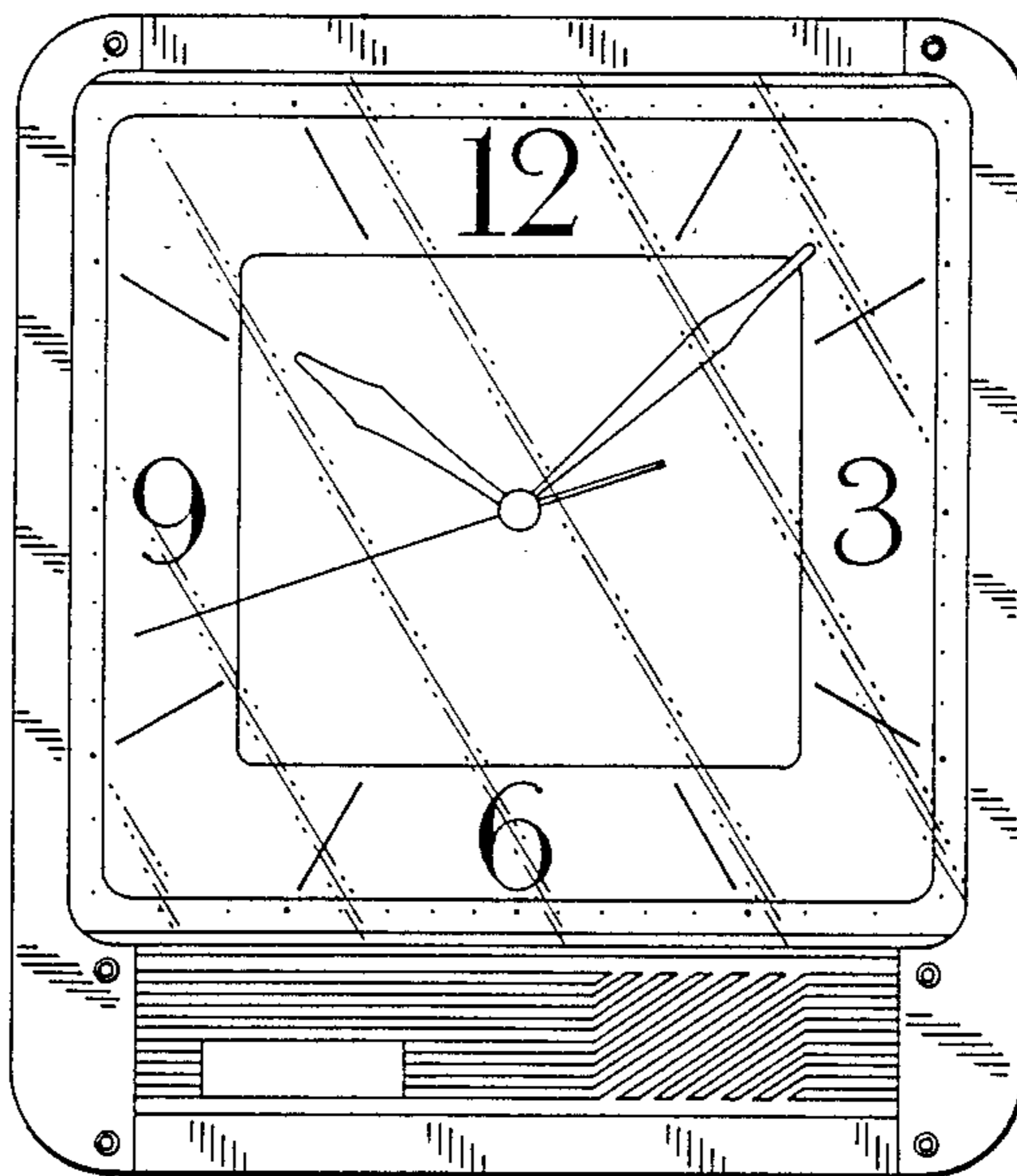


FIG. 2


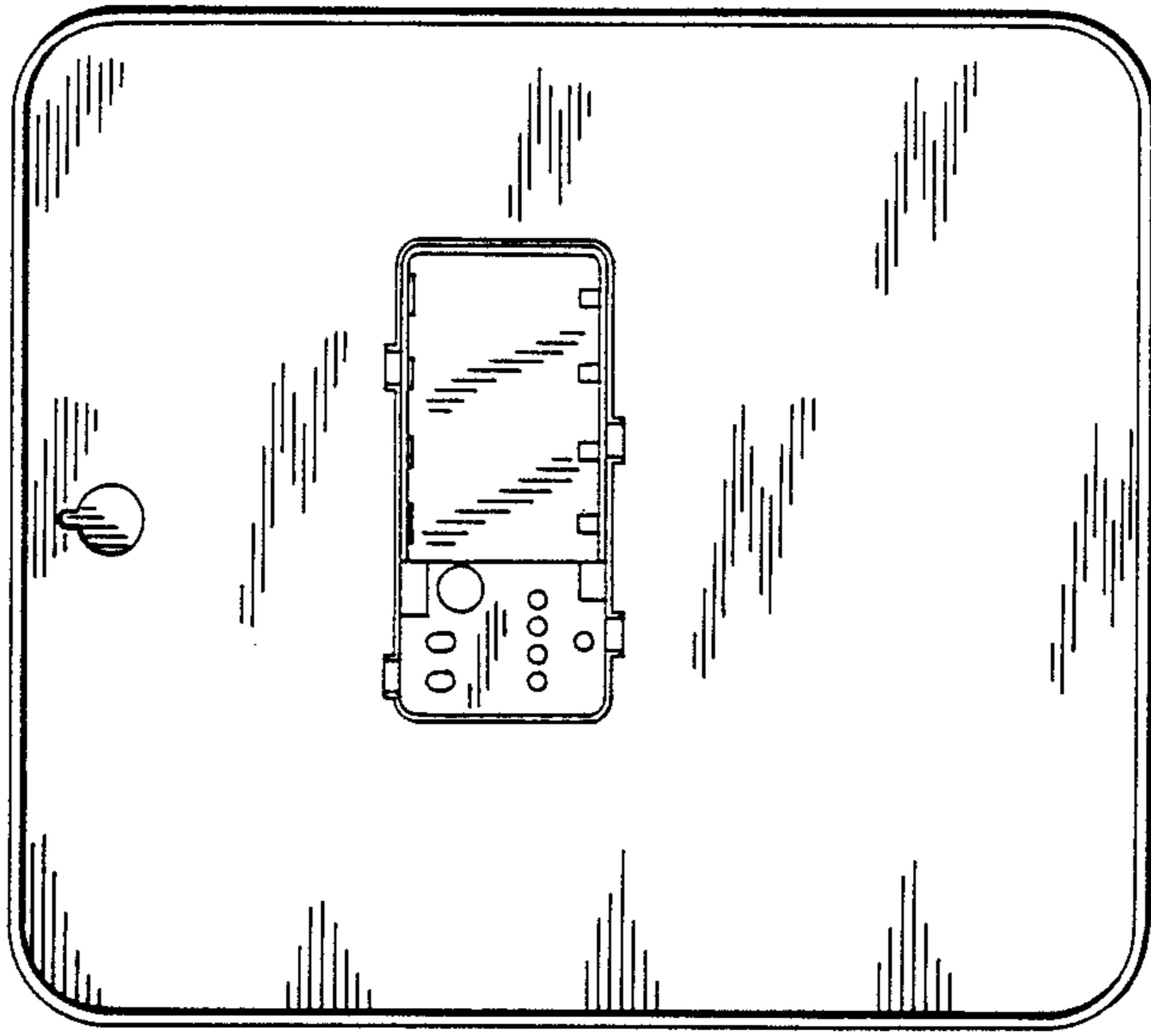


FIG. 4

FIG. 3




FIG. 1

