

[54] **PACKAGE FOR BAKING CUPS**

- [75] **Inventor:** William E. Schwaikert, Salisbury, Conn.  
[73] **Assignee:** Reynolds Metals Company, Richmond, Va.  
[\*\*] **Term:** 14 Years  
[21] **Appl. No.:** 39,998  
[22] **Filed:** Apr. 20, 1987  
[52] **U.S. Cl. ....** D9/424; D9/352  
[58] **Field of Search ....** D7/23, 16; D9/349, 350, D9/352, 367, 389, 390, 396, 397, 424, 428, 429; 206/449, 519; 215/1 C, 10; 229/1.5

[56] **References Cited**  
**U.S. PATENT DOCUMENTS**

D. 125,058	2/1941	Ratner .	
D. 206,358	11/1966	Griese .	
D. 214,749	7/1969	Ferrara .	
D. 247,548	3/1978	Crary .	
D. 250,397	11/1978	Christian .....	D9/349
D. 271,083	10/1983	Tyler .....	D9/389
D. 279,550	7/1985	Fortuna .....	D9/352
2,350,950	6/1944	Wiley .	

**OTHER PUBLICATIONS**

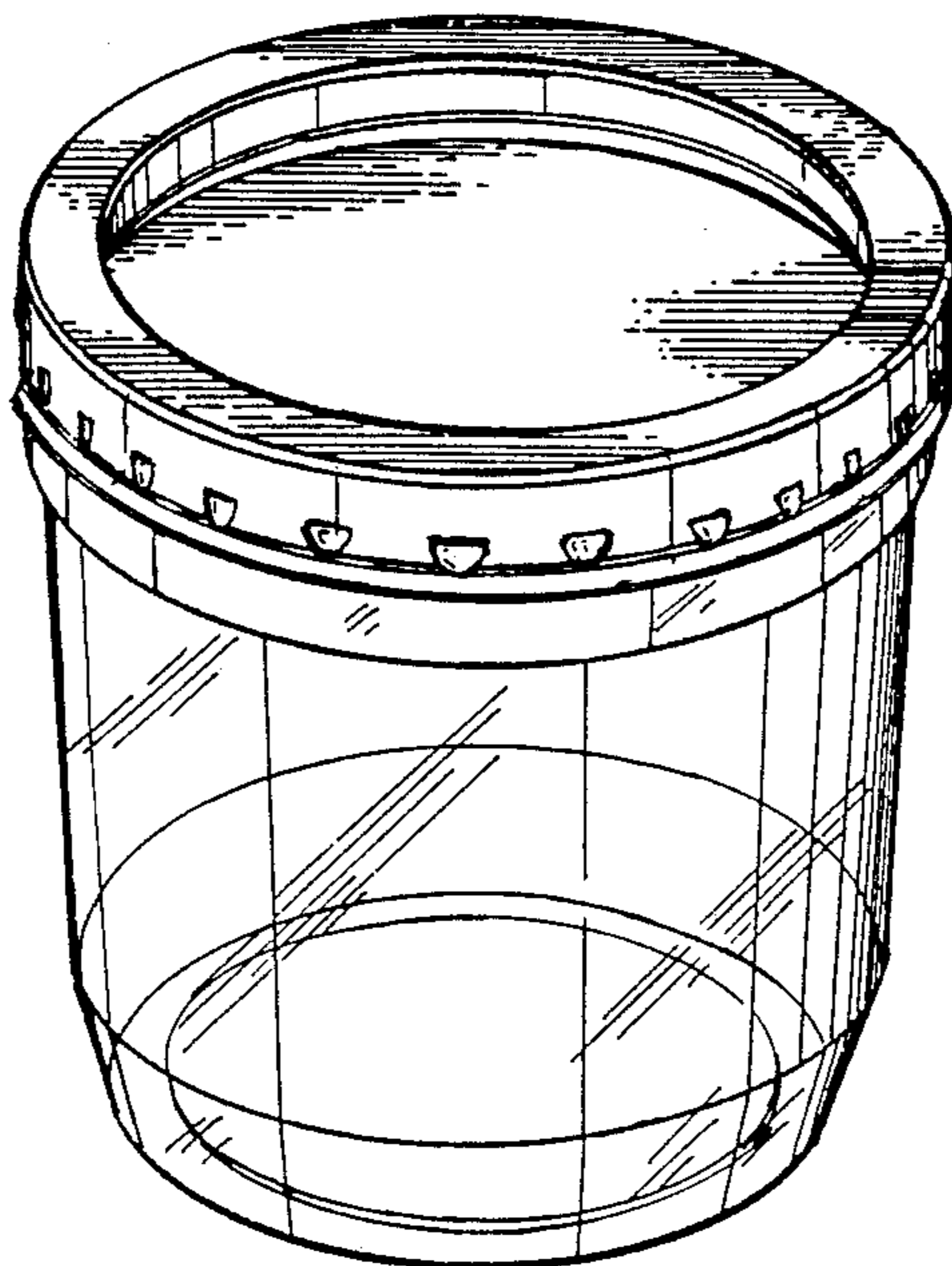
Baking Cup Container, Fluted Paper Products DRW C-5722 and DRW C-5723 (undated).  
Libbey Glassware brochure (12 pages) 7/73, L-2140.  
One photograph of two prior art Plastic Packaging Containers for Baking Cups (undated).  
*Primary Examiner*—Bernard Ansher  
*Assistant Examiner*—Sandra Morris  
*Attorney, Agent, or Firm*—Panitch Schwarze Jacobs & Nadel

[57] **CLAIM**

The ornamental design for a package for baking cups, as shown and described.

**DESCRIPTION**

FIG. 1 is a perspective view of a package for baking cups showing my new design;  
FIG. 2 is a side elevational view thereof;  
FIG. 3 is a top plan view thereof;  
FIG. 4 is a bottom plan view thereof;  
FIG. 5 is a perspective view thereof with the cover portion removed for clarity of illustration; and  
FIG. 6 is a bottom plan view thereof with the container portion removed for clarity of illustration.



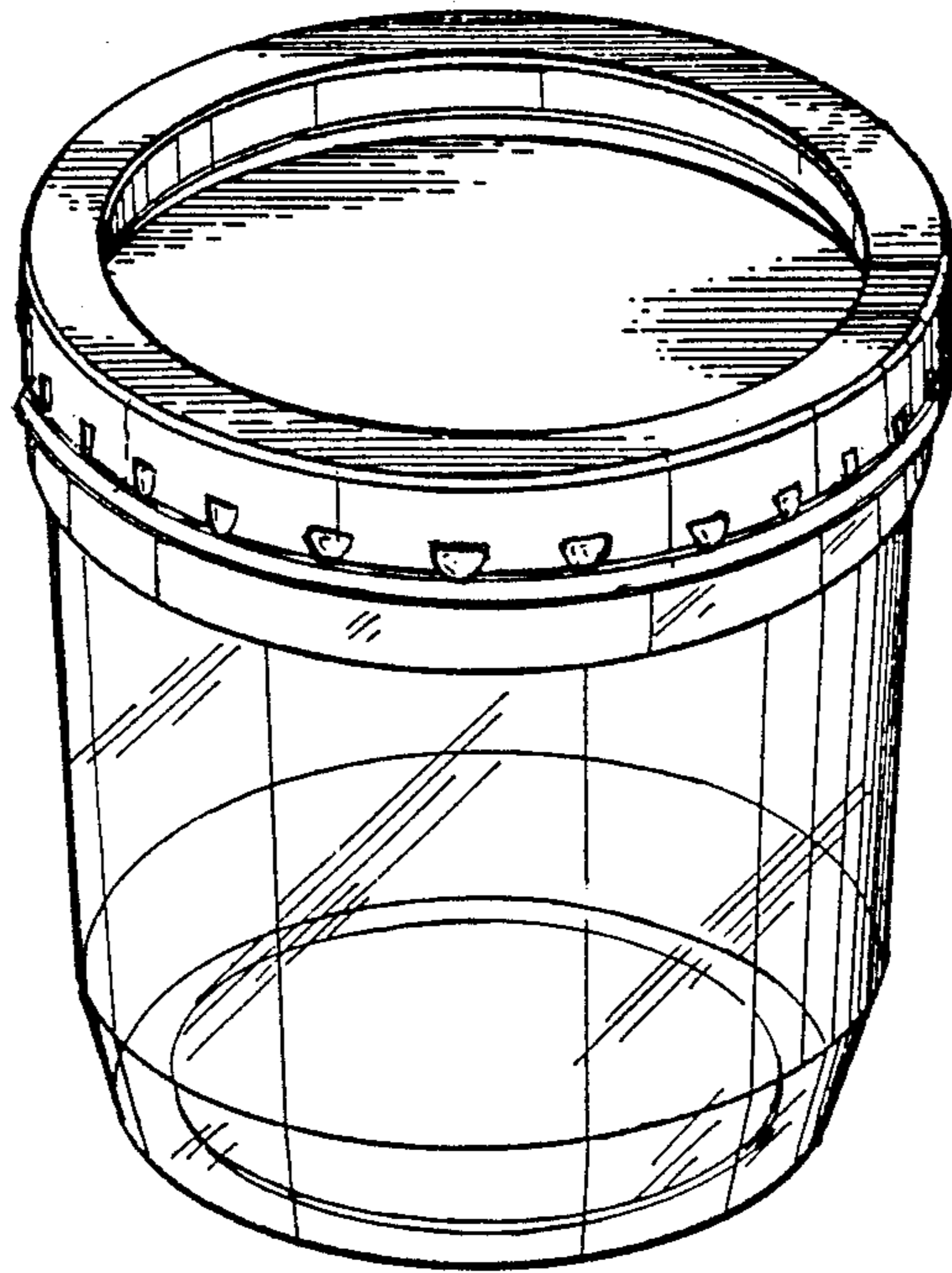


FIG. 1

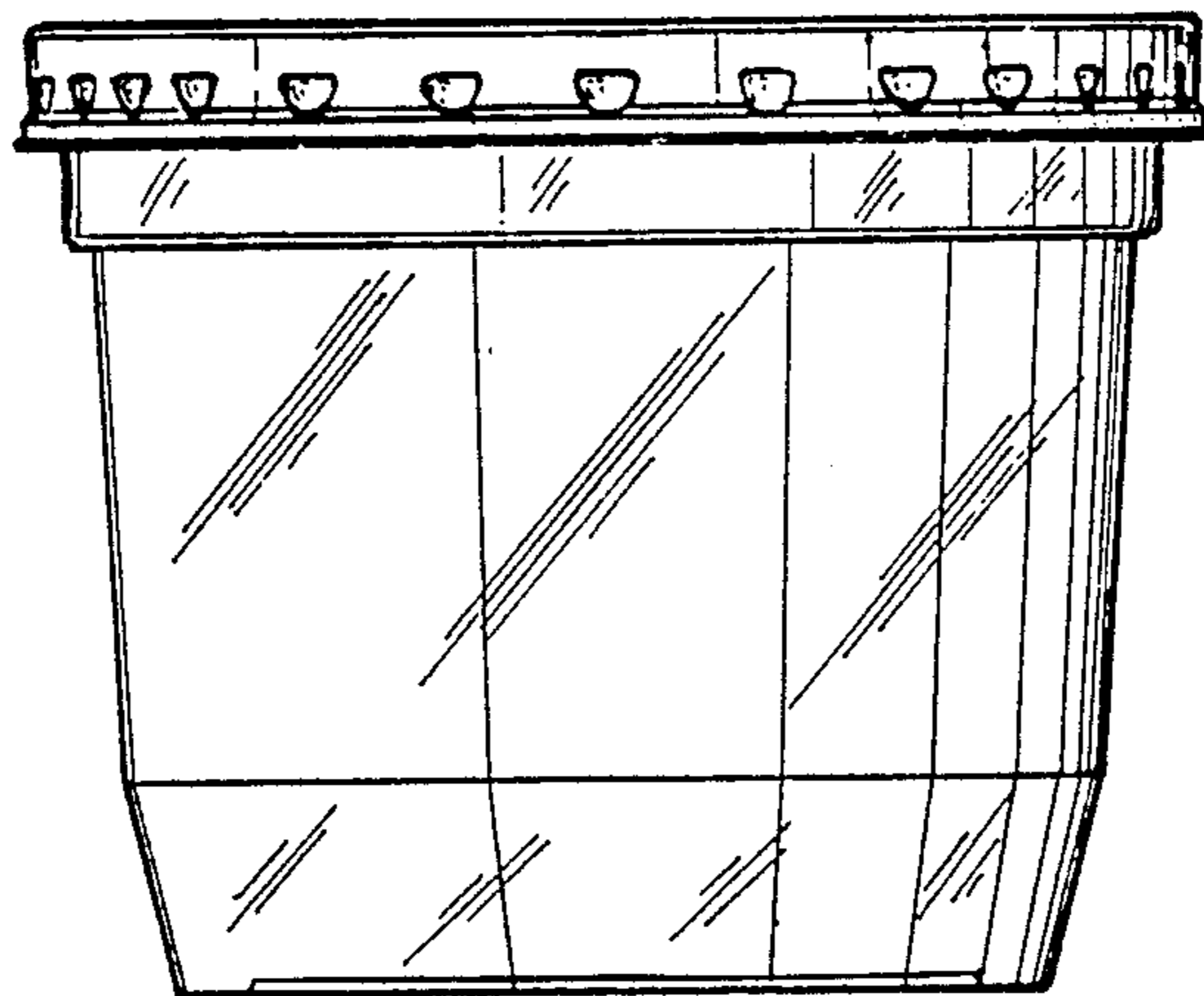


FIG. 2

FIG. 3





FIG. 4




FIG. 5

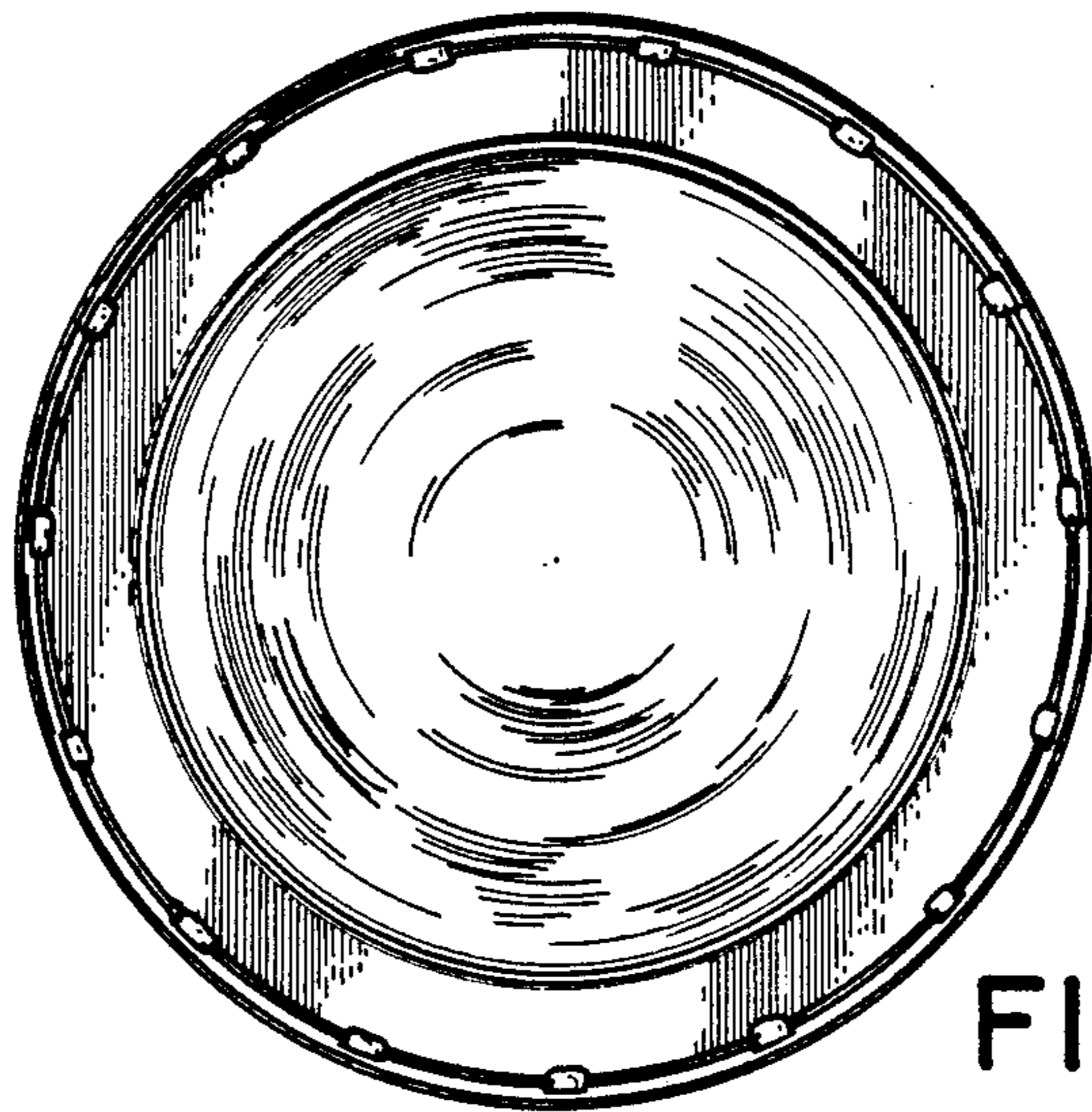


FIG. 6