

**United States Patent** [19]  
**Kim**

[11] **Patent Number: Des. 312,380**  
[45] **Date of Patent: \*\* Nov. 27, 1990**

[54] **LUGGAGE HANDLE**  
[75] **Inventor: Hyun S. Kim, New Castle, Pa.**  
[73] **Assignee: Airway Industries, Inc., Ellwood City, Pa.**  
[\*\*] **Term: 14 Years**  
[21] **Appl. No.: 94,852**  
[22] **Filed: Sep. 4, 1987**  
[52] **U.S. Cl. .... D8/316; D3/54**  
[58] **Field of Search .... D3/41-54, D3/76; D8/306, 315-317, 320, 319; 150/100, 107; 190/100, 115; 383/6; 16/125**

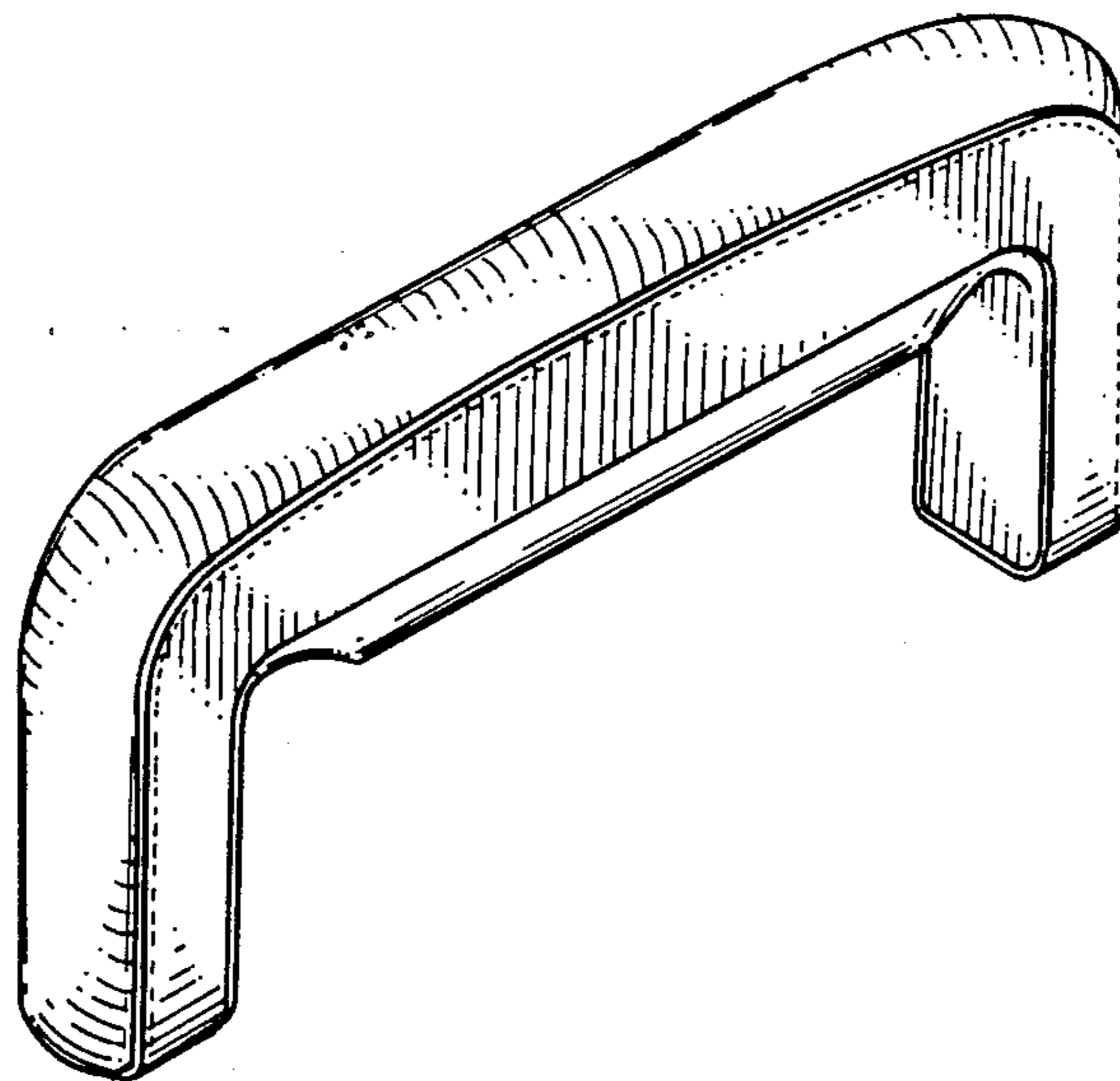
D. 251,332 3/1979 Davis ..... D3/77  
D. 253,991 1/1980 Davis ..... D8/306  
D. 260,362 8/1981 Davis ..... D8/306  
2,768,721 10/1956 Burtchaell ..... D8/316 X  
4,337,853 7/1982 Davis ..... 190/53

*Primary Examiner*—Louis S. Zarfes  
*Attorney, Agent, or Firm*—Walter J. Blenko, Jr.;  
Suzanne Kikel

[56] **References Cited**  
**U.S. PATENT DOCUMENTS**  
D. 179,716 2/1957 Burtchaell ..... D8/306  
D. 185,541 6/1959 Finkelstein ..... D8/306  
D. 216,076 11/1969 Marks ..... D8/306

[57] **CLAIM**  
The ornamental design for a luggage handle, as shown.  
**DESCRIPTION**

FIG. 1 is a perspective view of a luggage handle showing my new design;  
FIG. 2 is a front elevational view thereof;  
FIG. 3 is a rear elevational view thereof;  
FIG. 4 is a top plan view thereof;  
FIG. 5 is a bottom plan view thereof;  
FIG. 6 is a right side elevational view thereof; and  
FIG. 7 is a left side elevational view thereof.



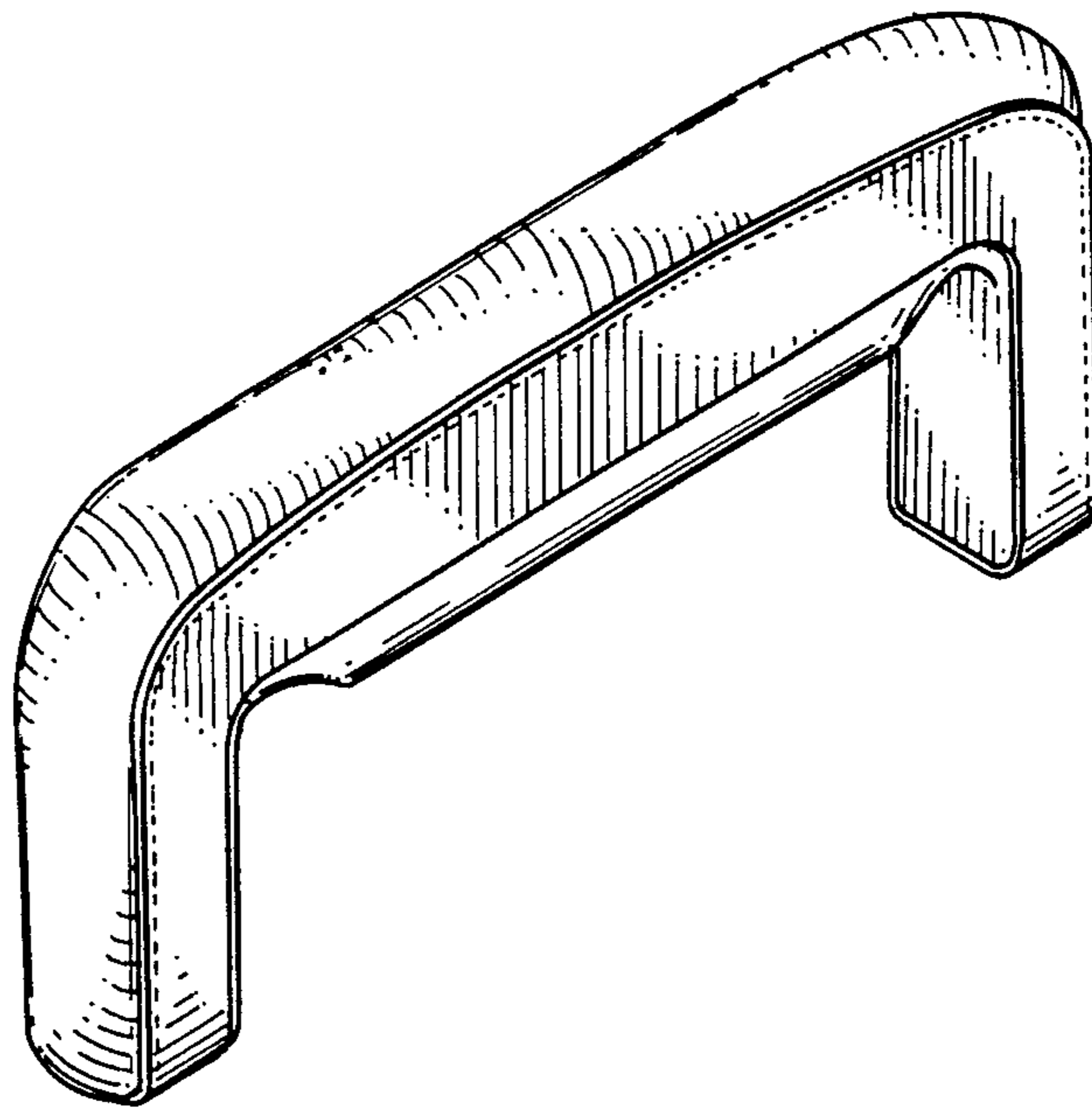


FIG. 1

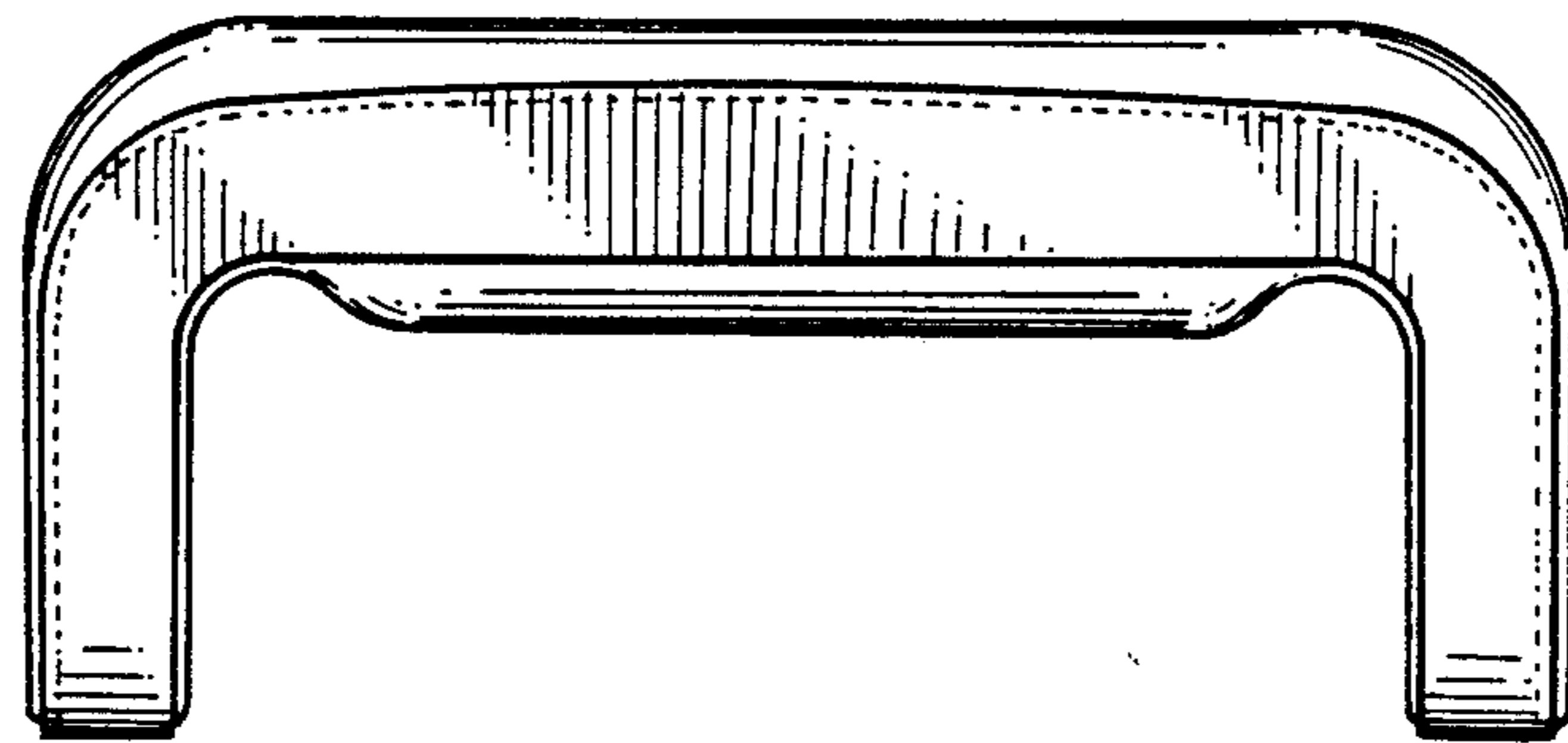


FIG. 2

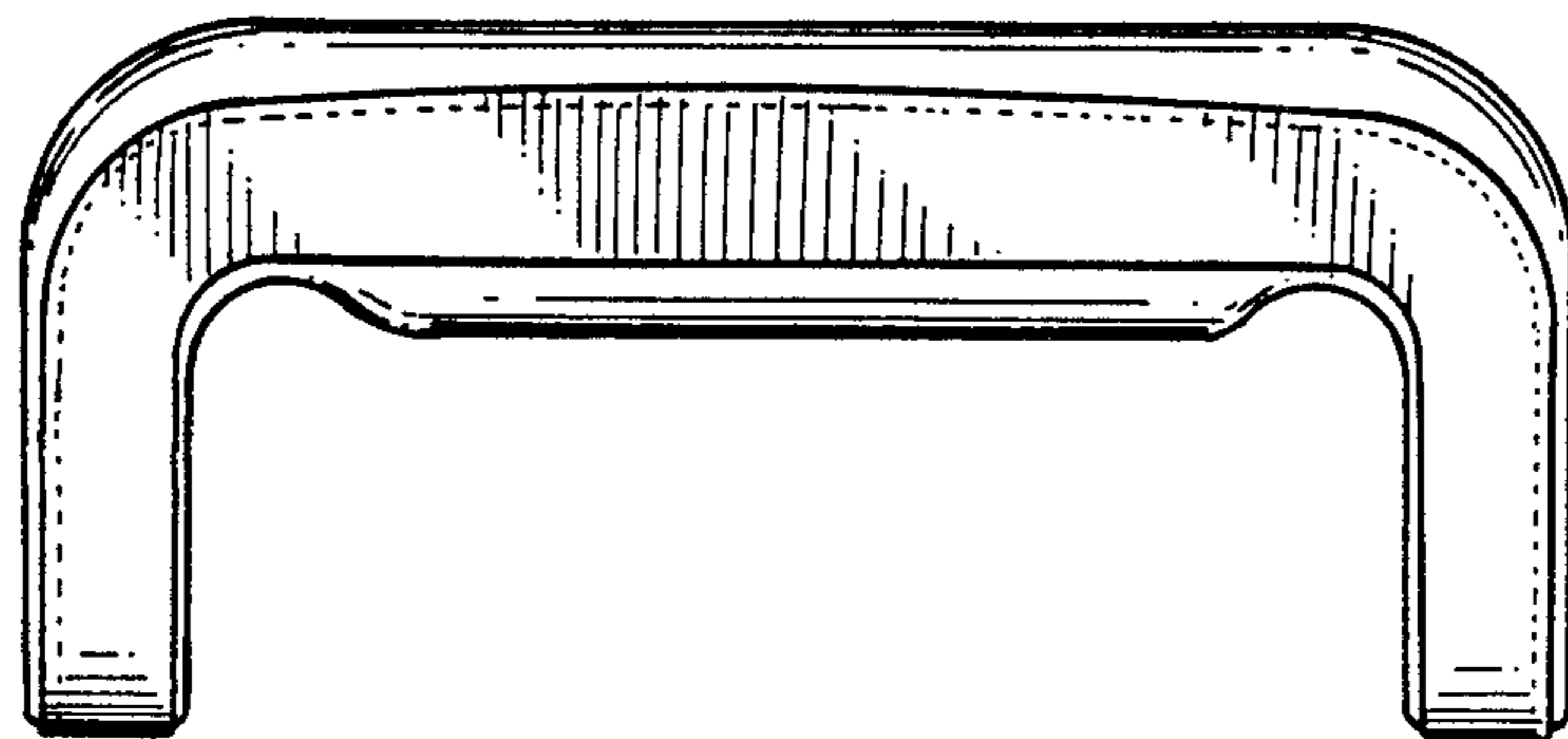


FIG. 3




FIG. 4



FIG. 5



FIG. 6




FIG. 7