

[54] JEWELRY HOLDER FOR PIERCED EARRINGS

[76] Inventor: Judith A. Weed, 8987 Wichita Dr., Boise, Id. 83709

[**] Term: 14 Years

[21] Appl. No.: 121,584

[22] Filed: Nov. 16, 1987

[52] U.S. Cl. D6/563; D2/627; D6/513; D6/553

[58] Field of Search D6/449, 512, 513, 315, D6/566, 328, 316, 553, 563; D2/600, 605, 627, 635; 211/13, 113; 206/45.14, 486, 566

[56] References Cited

U.S. PATENT DOCUMENTS

D. 34,769	7/1901	Sanders	D2/635
D. 191,647	10/1961	Seeger	211/13 X
D. 274,557	7/1984	Griffith, III	D2/627 X
2,410,759	11/1946	Saller	D2/627 X
3,042,355	7/1962	Stevens	D6/328 X

4,099,611	7/1978	Feibelman	206/566 X
4,181,224	1/1980	Aber	206/566 X
4,281,469	8/1981	Feibelman	206/566 X
4,465,179	8/1984	Miller	206/566 X
4,606,458	8/1986	Labate	206/566
4,767,011	8/1988	Butler	211/13
4,821,883	4/1989	Miller	206/566 X


Primary Examiner—Bruce W. Dunkins
Assistant Examiner—Jeffrey Asch
Attorney, Agent, or Firm—Frank J. Dykas; Craig M. Korfanta

[57] CLAIM

The ornamental design for a jewelry holder for pierced earrings, as shown and described.

DESCRIPTION

FIG. 1 is a front elevational view of a jewelry holder for pierced earrings showing my new design; FIG. 2 is a right side elevational view, the left side being a mirror image thereof; and FIG. 3 is a rear elevational view thereof, the mesh material being shown in part for convenience of illustration.






FIG. 1



FIG. 2

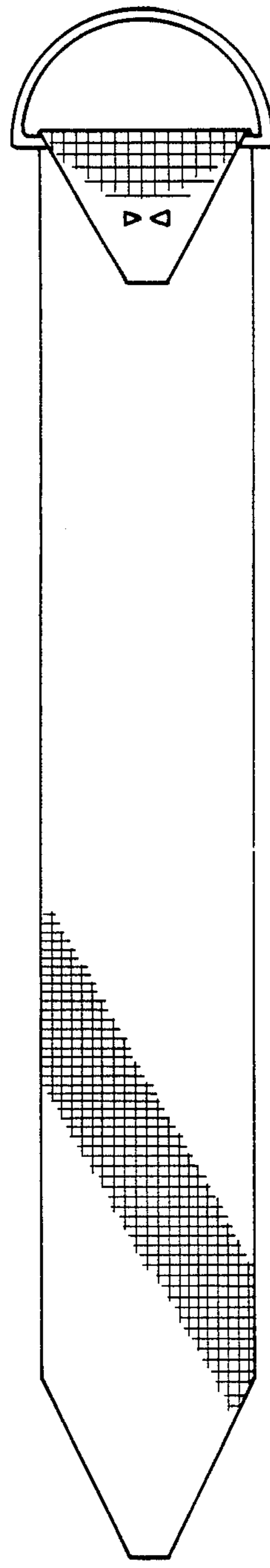


FIG. 3