

[54] PANEL MODULE

[75] Inventor: Gordon P. Rogers, Scottsdale, Ariz.

[73] Assignee: Landscape Forms, Inc., Kalamazoo, Mich.

[\*\*] Term: 14 Years

[21] Appl. No.: 562,728

[22] Filed: Dec. 19, 1983

[52] U.S. Cl. .... D6/494

[58] Field of Search ..... D6/334, 349, 480, 488,  
D6/336, 352, 480; 108/64

[56] References Cited

U.S. PATENT DOCUMENTS

D. 150, 247 7/1948 Nichols ..... D6/335 X  
D. 151,983 12/1948 Guertin ..... D6/336  
D. 231,587 5/1974 Herrera ..... D6/336  
D. 247,594 3/1978 Corson et al. .... D6/349  
D. 253,378 11/1979 Spound et al. .... D6/349  
D. 265,529 7/1982 Mascheroni ..... D6/352  
D. 270,308 8/1983 Aronowitz ..... D6/480  
4,131,314 12/1978 Knapp ..... 108/64 X

OTHER PUBLICATIONS

Schwerger Catalog, May 24, 1978, "Sigma" Group, Seating Arrangement.

Charlton Century 21 brochure, Mar. 15, 1978, No. 100, by Triamatrix.

Triamatrix brochure, Mar. 15, 1978, Seating Arrangement bottom right.

Interiors, Jul. 1974, p. 38, Furniture Arrangement by Brayton International.

Primary Examiner—Bruce W. Dunkins

Assistant Examiner—Janice Seeger

Attorney, Agent, or Firm—Varnum, Riddering, Schmidt & Howlett

[57] CLAIM

The ornamental design for panel module, as shown and described.

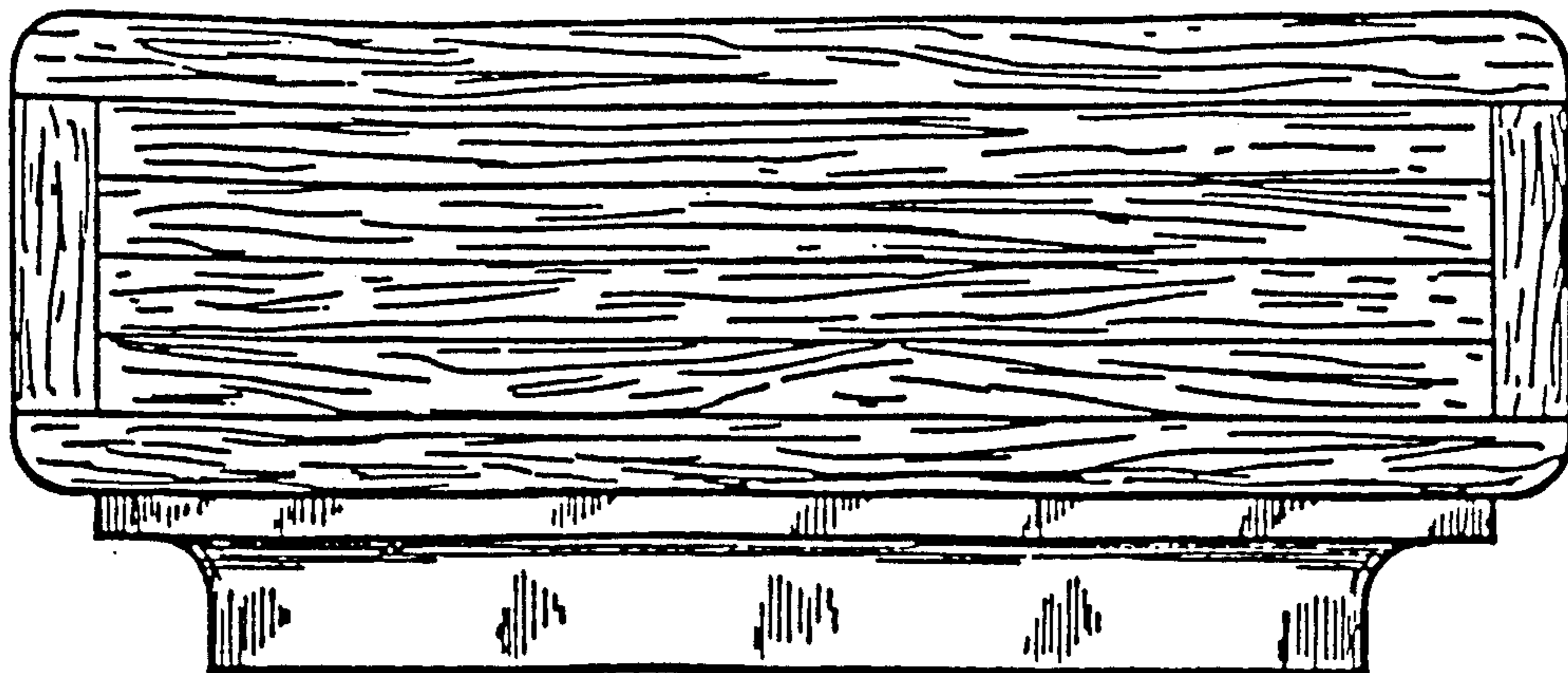
DESCRIPTION

FIG. 1 is a front elevational view of the panel module showing my new design;

FIG. 2 is a top plan view thereof;

FIG. 3 is a left side elevational view, the right side view being a mirror image thereof; and

FIG. 4 is a rear elevational view thereof.



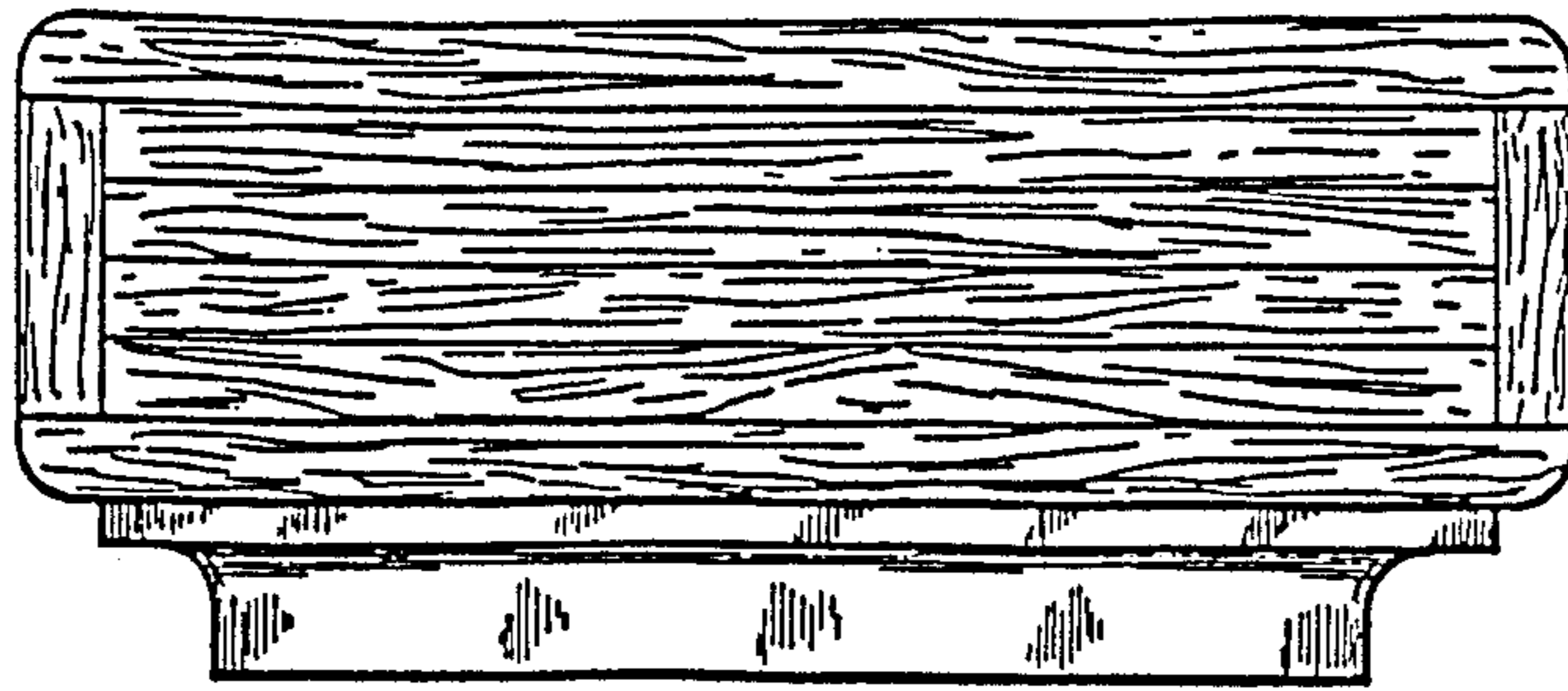


FIG. 1




FIG. 2




FIG. 3




FIG. 4