

[54] **SHELF UNIT**

[75] **Inventor: H. Thomas Keller, High Point, N.C.**

[73] **Assignee: Rosalco, Inc., Louisville, Ky.**

[**] **Term: 14 Years**

[21] **Appl. No.: 471,361**

[22] **Filed: Jan. 26, 1990**

Related U.S. Application Data

[62] **Division of Ser. No. 342,427, Apr. 24, 1989.**

[52] **U.S. Cl. D6/479; D6/465**

[58] **Field of Search D34/21; D6/462, 464,
D6/465, 474, 477, 479; 211/182**

[56] **References Cited**

U.S. PATENT DOCUMENTS

D. 45,694	4/1914	Rosenberger	D6/465
D. 176,473	12/1955	Moxley	D34/21
D. 292,658	11/1987	Kester	D6/465
D. 301,790	6/1989	Nano	D34/21

OTHER PUBLICATIONS

W. Bell & Co. Catalog 1987, p. 151.
Furniture/Today, 7/11/1988 & 4/18/88, Powell advertisement.

Progressive Architectur, 1/1983, p. 179.
Arbitare 9/1981, p. 137, #9 & #10.



Primary Examiner—Bruce W. Dunkins
Assistant Examiner—Jeffrey Asch
Attorney, Agent, or Firm—Rhodes, Coats & Bennett

[57] **CLAIM**

The ornamental design for a shelf unit, as shown and described.

DESCRIPTION

FIG. 1 is a front perspective view of a shelf unit showing my new design;
FIG. 2 is a left side elevational view thereof, the right side being identical in appearance;
FIG. 3 is a rear elevational view thereof;
FIG. 4 is a front perspective view of a second embodiment of the shelf unit shown in FIG. 1;
FIG. 5 is a left side elevational view thereof, the right side being identical in appearance; and
FIG. 6 is a rear elevational view thereof.



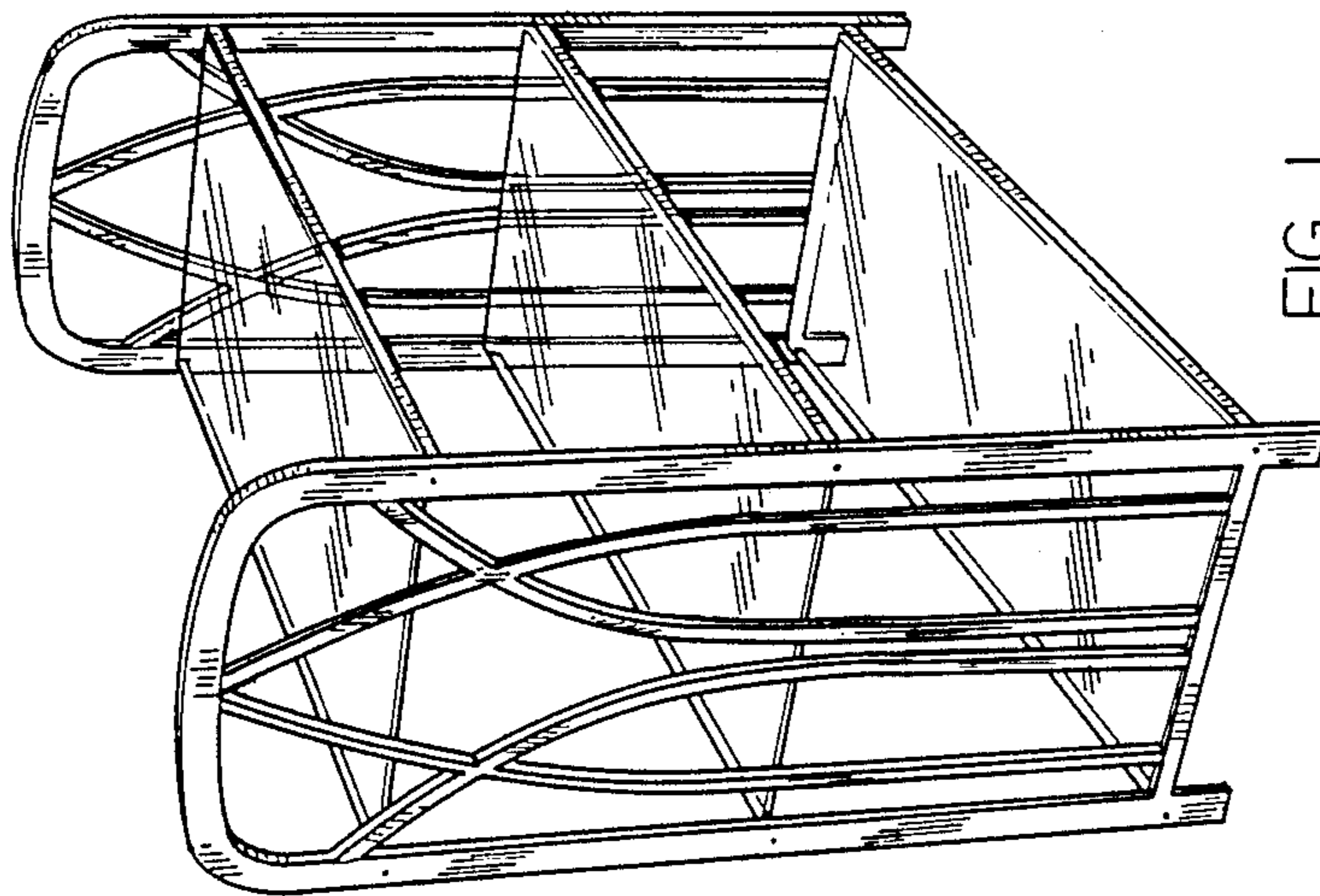


FIG. 1

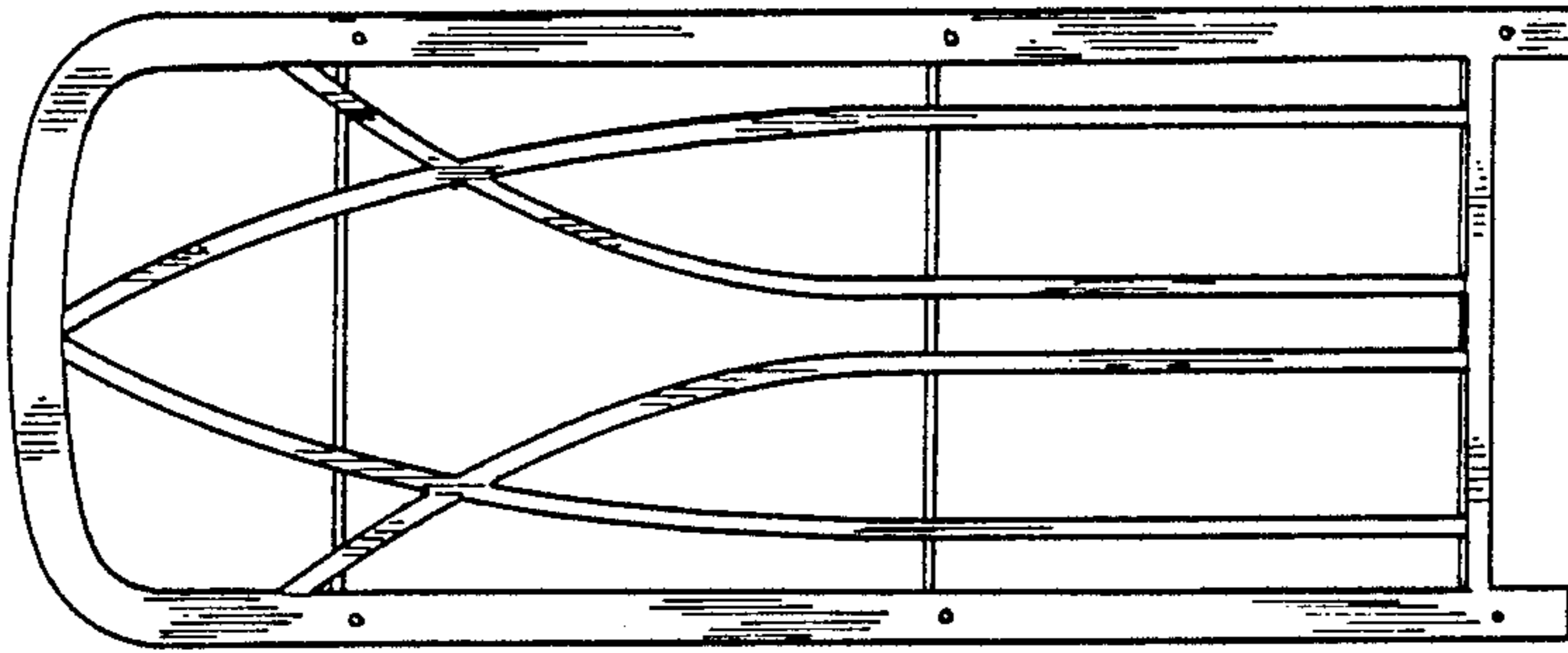


FIG. 2




FIG. 3




FIG. 6

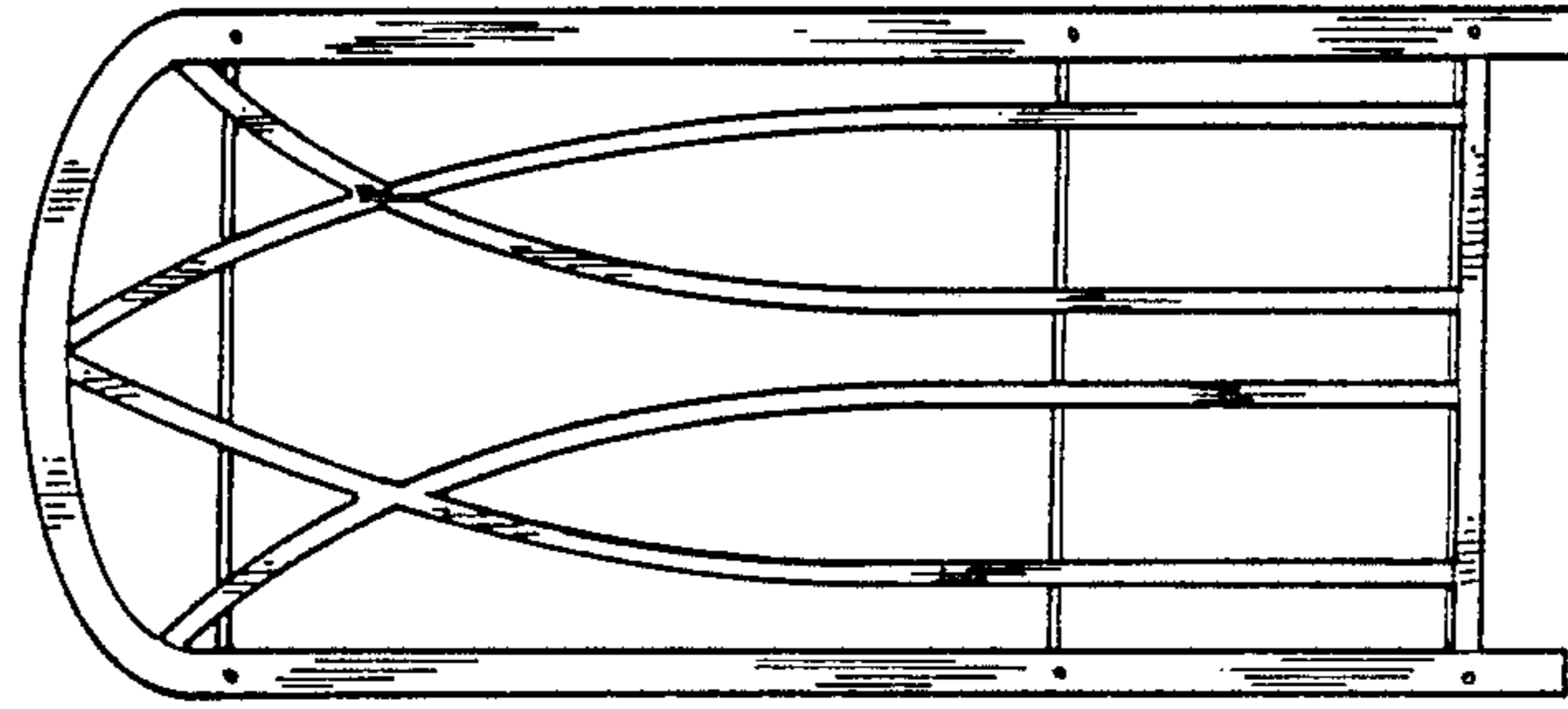


FIG. 5

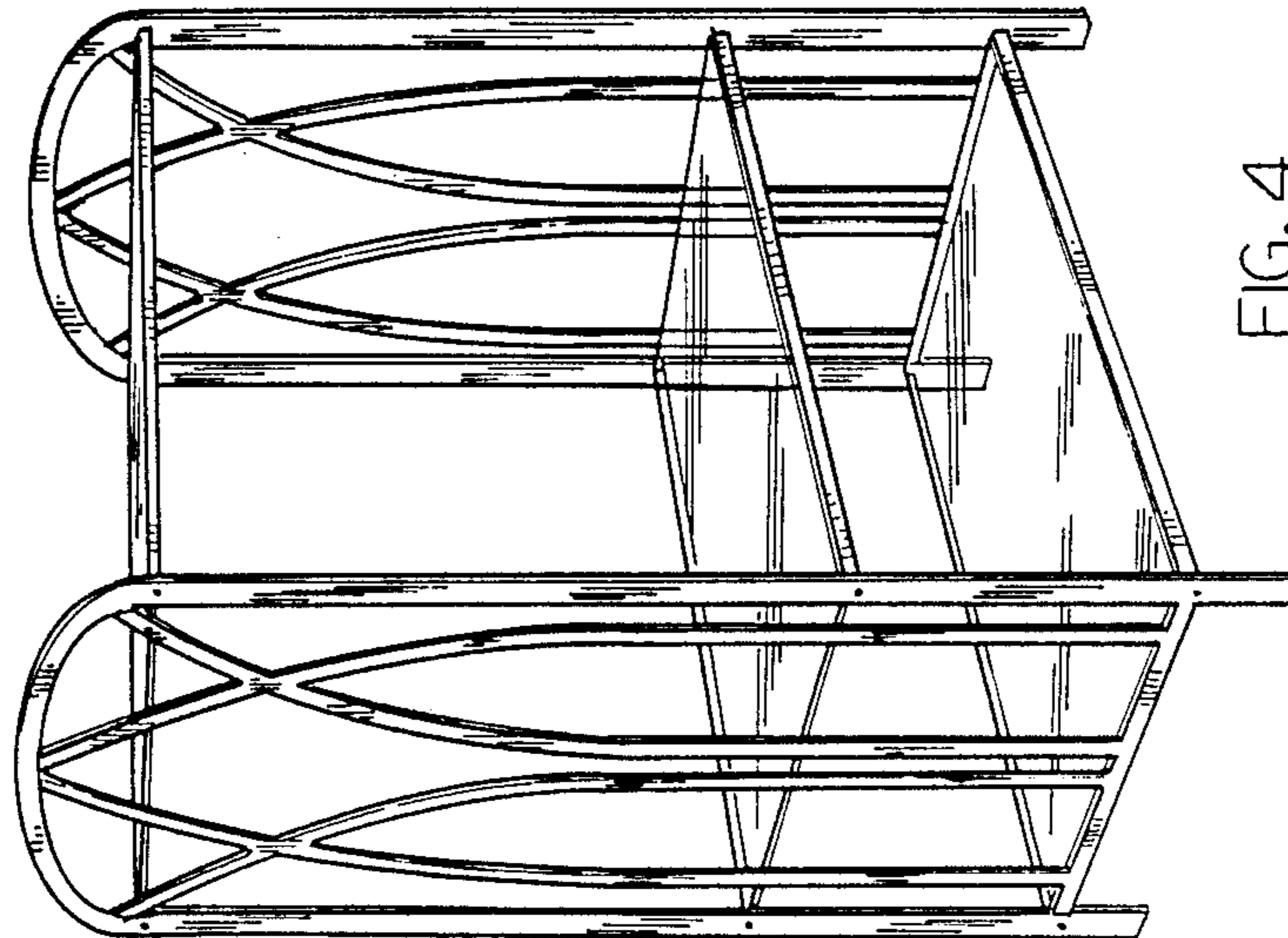


FIG. 4