

[54] **PALETTE FOR ATTACHMENT TO A STEERING WHEEL**

[75] **Inventor: William O. Horne, Whittier, Calif.**

[73] **Assignee: Auto Table, Orange, Calif.**

[**] **Term: 14 Years**

[21] **Appl. No.: 115,104**

[22] **Filed: Nov. 2, 1987**

[52] **U.S. Cl. D6/406; D6/420; D7/550**

[58] **Field of Search D6/406, 419, 420; D7/550, 553, 554, 698, 699; 248/441.1; D3/40**

[56] **References Cited**

U.S. PATENT DOCUMENTS

- D. 172,245 5/1954 Netzler D7/550
- D. 258,479 3/1981 Mills D6/406 X
- D. 263,361 3/1982 Johnson et al. D6/420 X
- D. 276,732 12/1984 Marquez D6/419 X

- D. 281,384 11/1985 Lacey D7/698
- D. 283,777 5/1986 Morin D7/698
- 2,299,025 10/1942 McGinley D7/550 X
- 4,805,867 2/1989 McAllister 248/441.1

Primary Examiner—Bruce W. Dunkins
Assistant Examiner—Janice Seeger
Attorney, Agent, or Firm—G. Donald Weber, Jr.

[57] **CLAIM**

The ornamental design for a palette for attachment to a steering wheel, as shown and described.

DESCRIPTION

FIG. 1 is a perspective view of a palette for attachment to a steering wheel on a reduced scale, showing my new design;

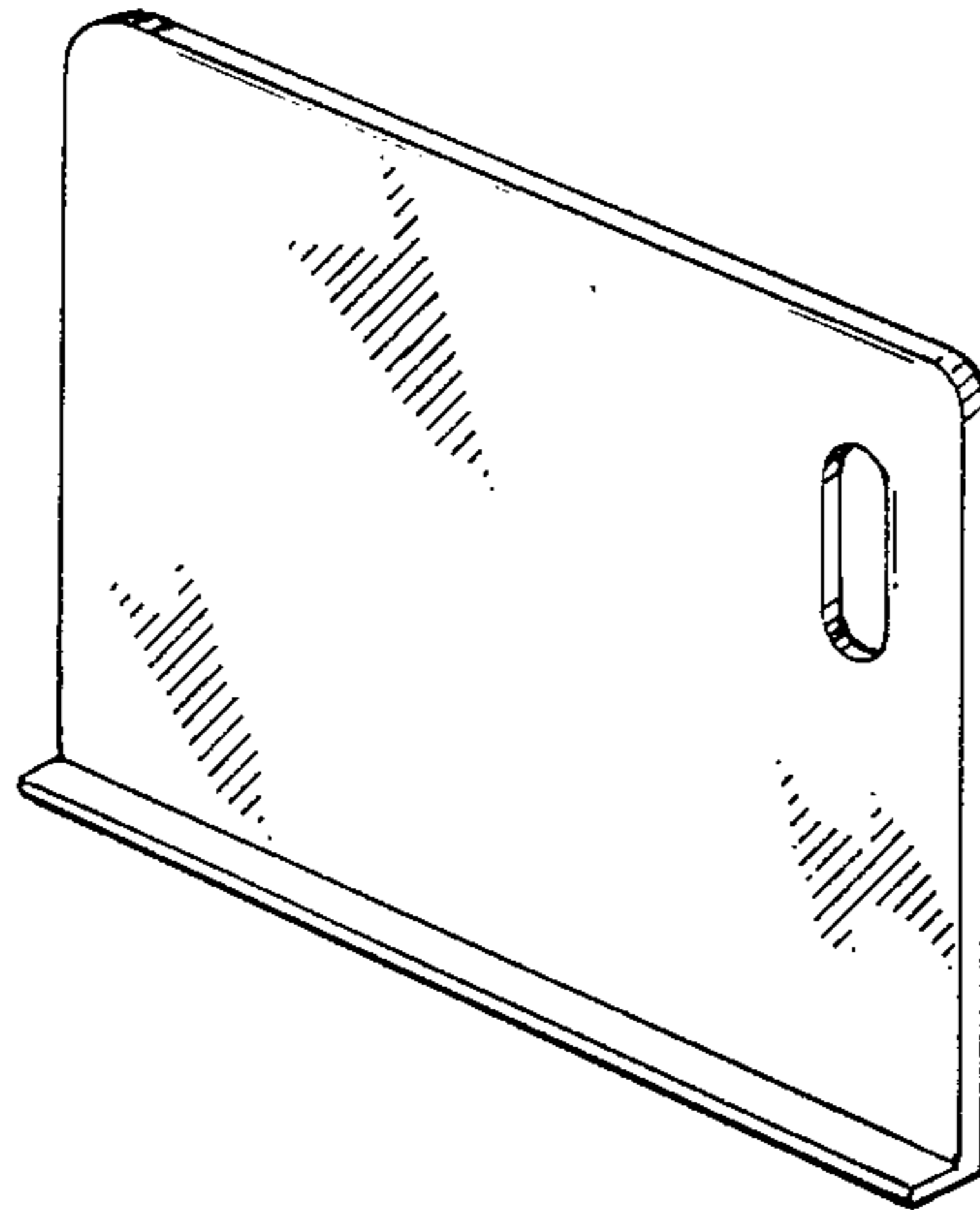
FIG. 2 is a top plan view;

FIG. 3 is a front elevational view;

FIG. 4 is a side elevational view, the opposite side being a mirror image thereof;

FIG. 5 is a bottom plan view, and

FIG. 6 is a rear elevational view.



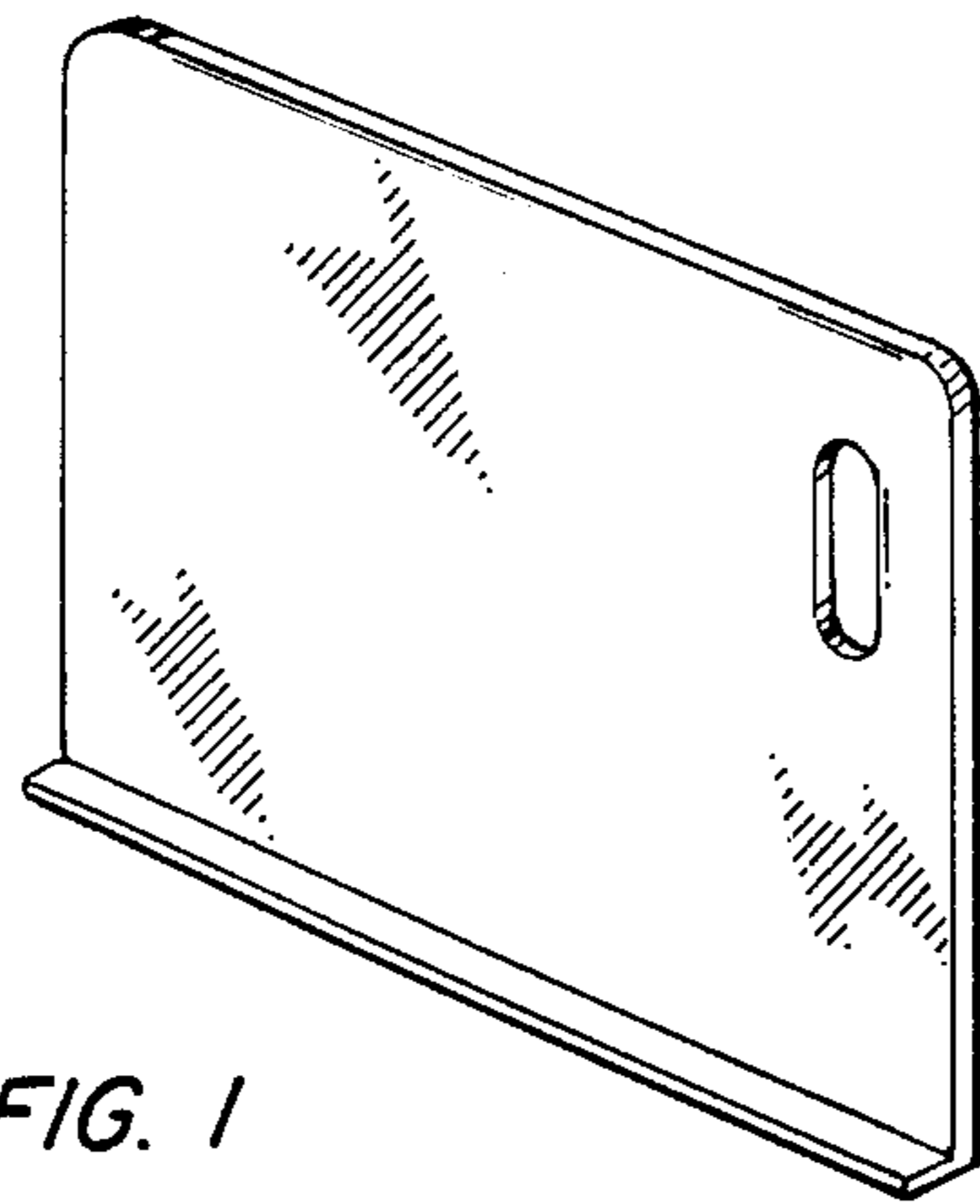


FIG. 1



FIG. 2

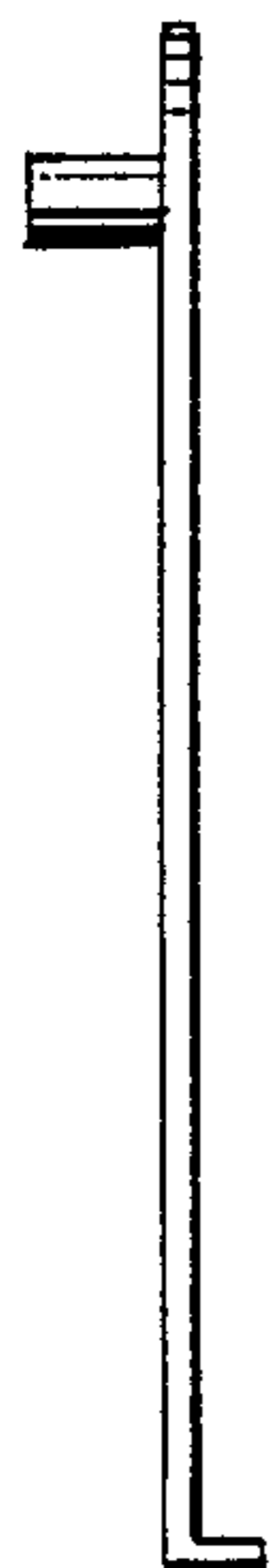


FIG. 4




FIG. 3




FIG. 5

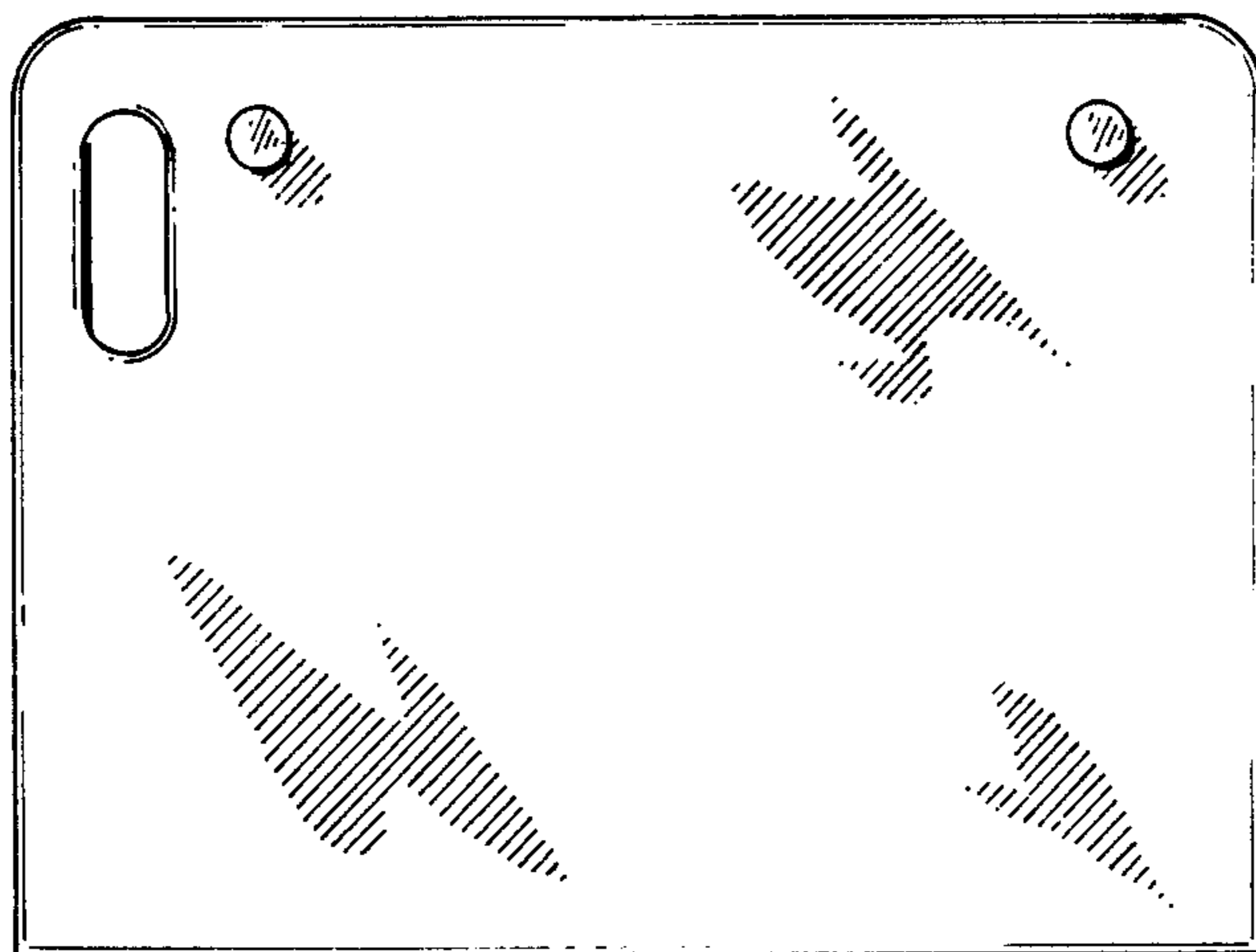


FIG. 6