

[54] **LUGGAGE CASE**

[75] **Inventor: William L. King, Denver, Colo.**
[73] **Assignee: Samsonite Corporation, Denver, Colo.**
[**] **Term: 14 Years**
[21] **Appl. No.: 96,886**
[22] **Filed: Sep. 8, 1987**
[52] **U.S. Cl. D3/72; D3/76**
[58] **Field of Search D3/72, 76; 190/18 A, 190/115, 102, 39; 206/349**

[56] **References Cited**

U.S. PATENT DOCUMENTS

D. 272,870	3/1984	Miles et al.	D3/76
D. 275,190	8/1984	Gevert	D3/76 X
D. 286,705	11/1986	Miles	D3/76 X
D. 299,589	1/1989	Uchiyama	D3/76
D. 303,455	9/1989	Uchiyama	D3/76
3,606,372	9/1971	Browning	190/115 X
4,340,132	7/1982	Cerna	190/18 A
4,544,050	10/1985	Seynhaeve	190/39 X
4,550,813	11/1985	Browning	190/102 X
4,561,526	12/1985	Winter et al.	190/115

OTHER PUBLICATIONS

Airway Industries, Inc. advertising flyer, Oshkosh Suitcase #4 (Weekender), 3/1976.


Primary Examiner—A. Hugo Word
Assistant Examiner—Doris V. Coles
Attorney, Agent, or Firm—Gregory W. O'Connor

[57] **CLAIM**

The ornamental design for a luggage case, as shown and described.

DESCRIPTION

FIG. 1 is a perspective view of a luggage case showing my design;
FIG. 2 is a side elevational view showing the side of the luggage case shown in FIG. 1, the opposite side being a mirror image thereof;
FIG. 3 is a rear elevational view thereof;
FIG. 4 is a front elevational view thereof;
FIG. 5 is a top plan view thereof; and
FIG. 6 is a bottom plan view thereof.
The broken line showings of a handle and glides are for illustrative purposes only and form no part of the claimed design.



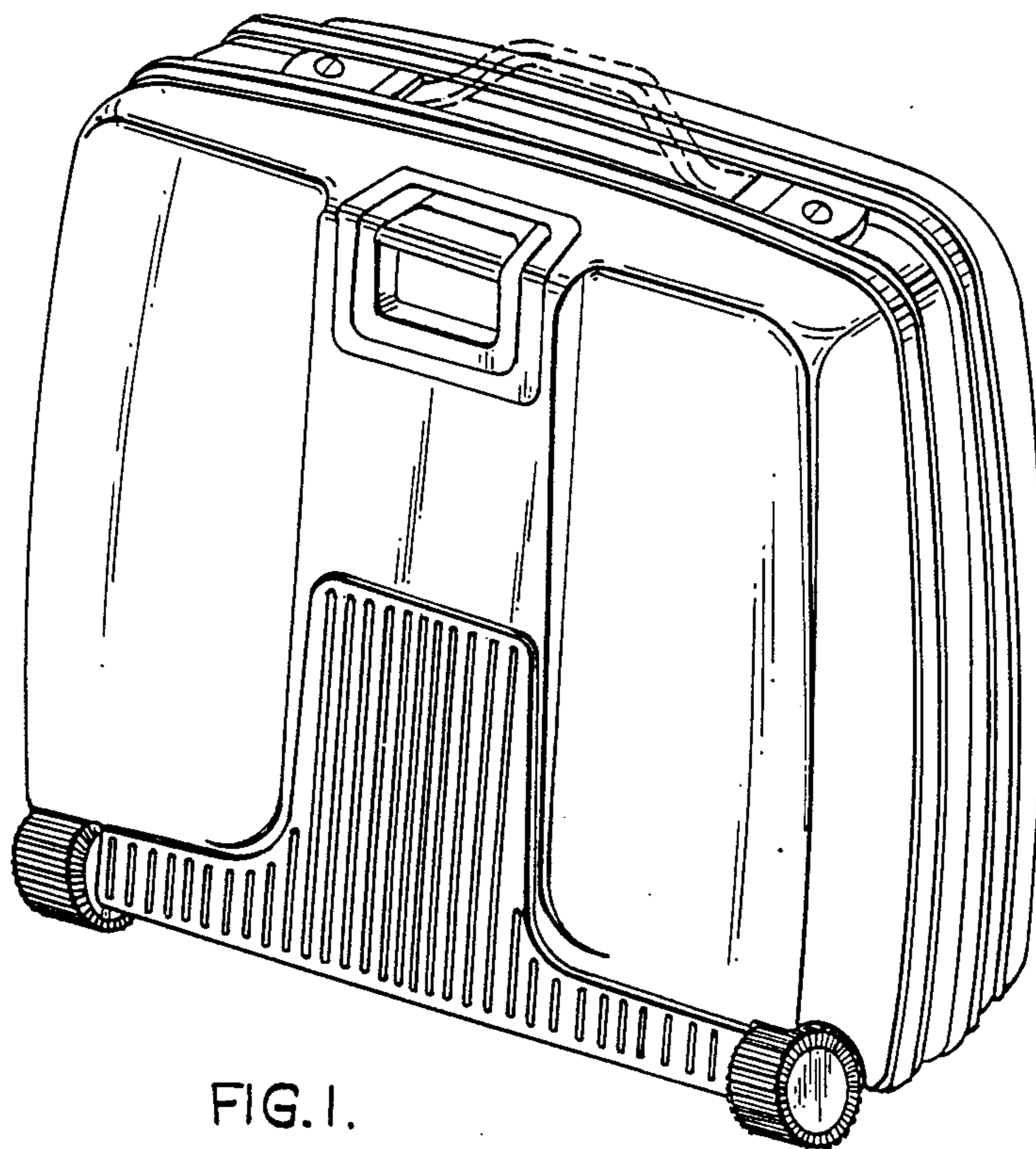


FIG. 1.




FIG. 2.

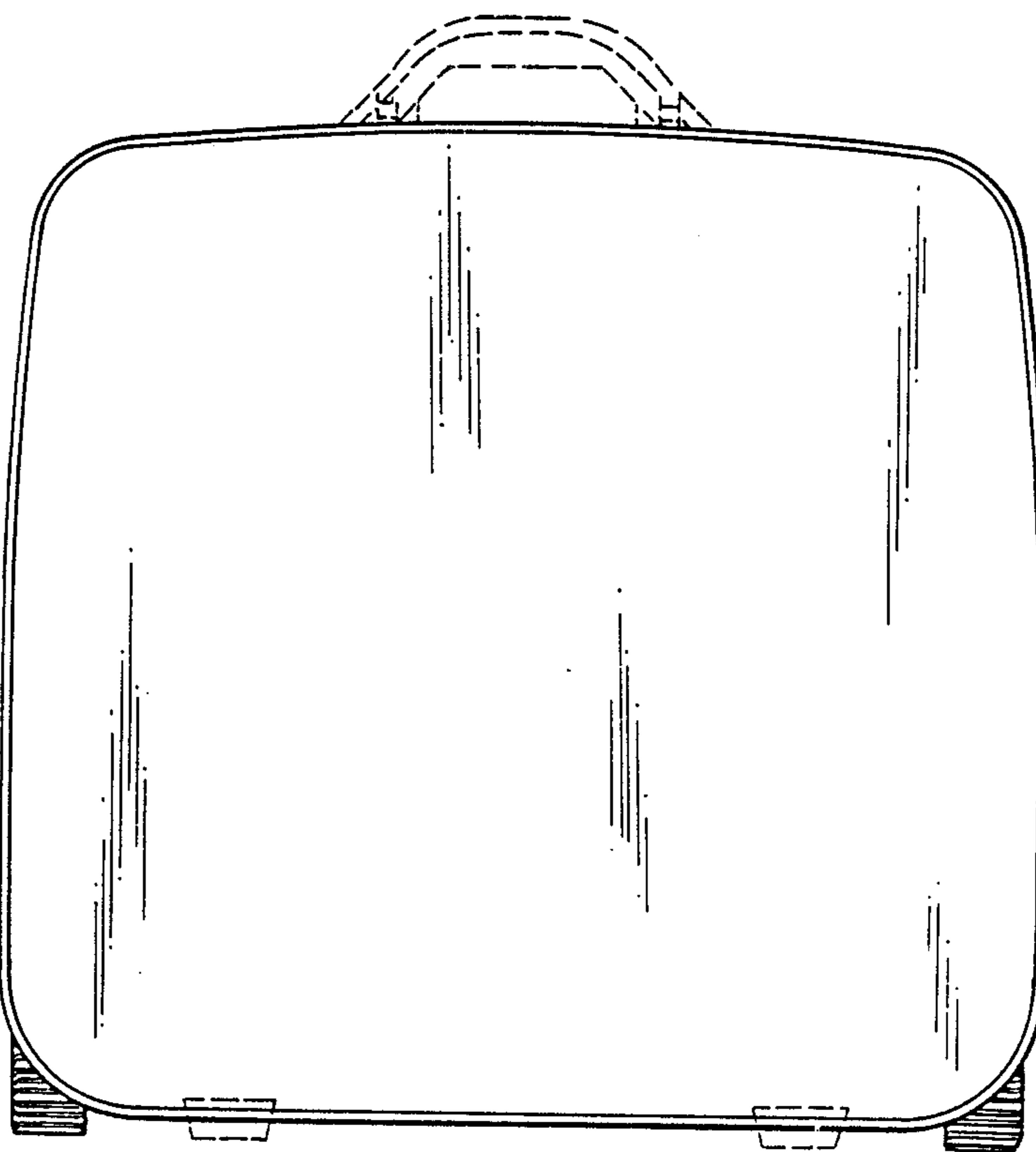


FIG. 3.

FIG. 4.

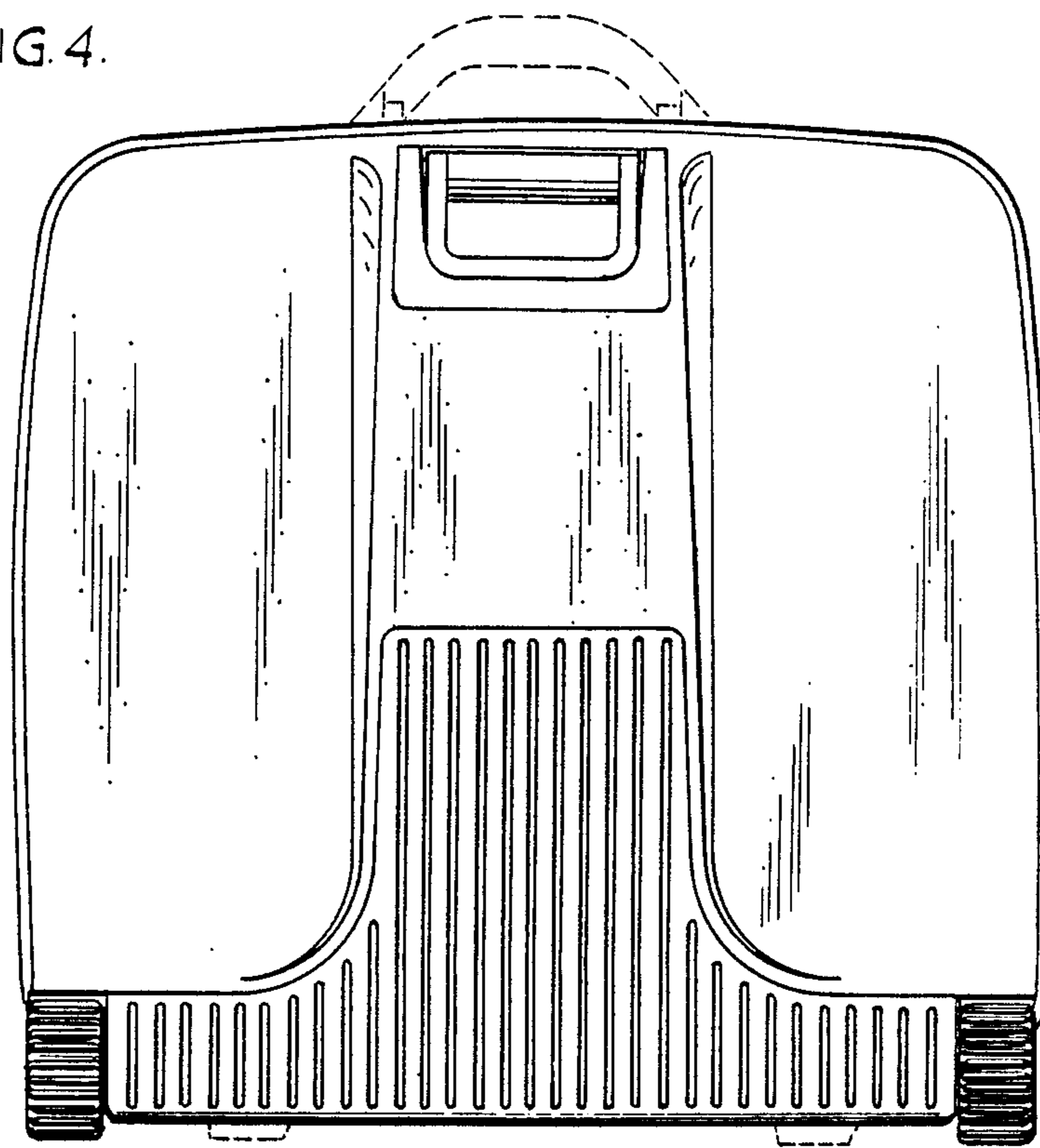


FIG. 5.

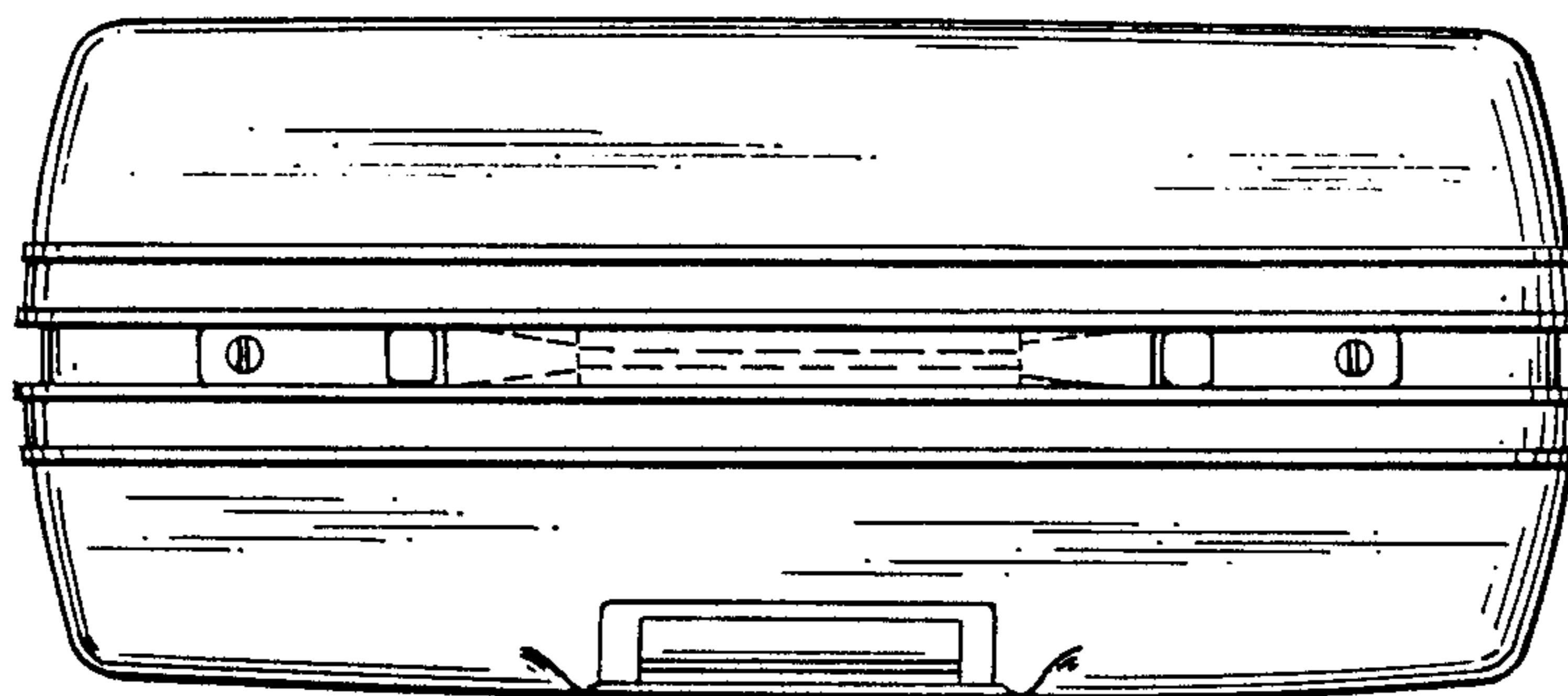


FIG. 6.

