

[54] **UMBRELLA HANDLE**

[75] **Inventor: Ann S. Cain, Cincinnati, Ohio**

[73] **Assignee: 'Totes', Incorporated, Loveland, Ohio**

[*] **Notice:** The portion of the term of this patent subsequent to Jul. 24, 2004 has been disclaimed.

[**] **Term: 14 Years**

[21] **Appl. No.: 270,635**

[22] **Filed: Nov. 14, 1988**

Related U.S. Application Data

[63] Continuation-in-part of Ser. No. 215,887, Jul. 5, 1988.

[52] **U.S. Cl. D3/12**

[58] **Field of Search D3/1-17;**
 362/102; D26/38; 135/16, 17, 19.5, 20 R, 20 M,
 24, 25 R, 33 R, 33 C, 34, 65, 66, 72, 76-81, 74,
 90, DIG. 10

[56] **References Cited**

U.S. PATENT DOCUMENTS

D. 32,354	3/1900	Spears	D3/16
D. 138,524	8/1944	Seldis	D3/12
D. 280,677	9/1985	Allen	D3/12
D. 287,188	12/1986	Allen	D3/12
D. 287,190	12/1986	Cain	D3/12
D. 287,191	12/1988	Cain	D3/12
D. 287,192	12/1986	Cain	D3/12
D. 287,307	12/1986	Cain	D3/12
D. 287,543	1/1987	Cain	D3/12
D. 287,665	1/1987	Cain	D3/12

D. 288,144	2/1987	Cain	D3/12
D. 289,460	4/1987	Exley et al.	D3/12
D. 289,945	5/1987	Orenstein	D3/5
D. 290,307	6/1987	Cain	D3/12
D. 290,546	6/1987	Cain	D3/12
D. 295,693	5/1988	Cain	D3/12
D. 295,918	5/1988	Cain	D3/12
D. 296,263	6/1988	Cain	D3/10
D. 296,264	6/1988	Selig	D3/12
D. 296,265	6/1988	Allen	D3/12
4,616,868	10/1986	Okuda	135/7 OR
4,632,137	12/1986	Exley et al.	135/2 OR

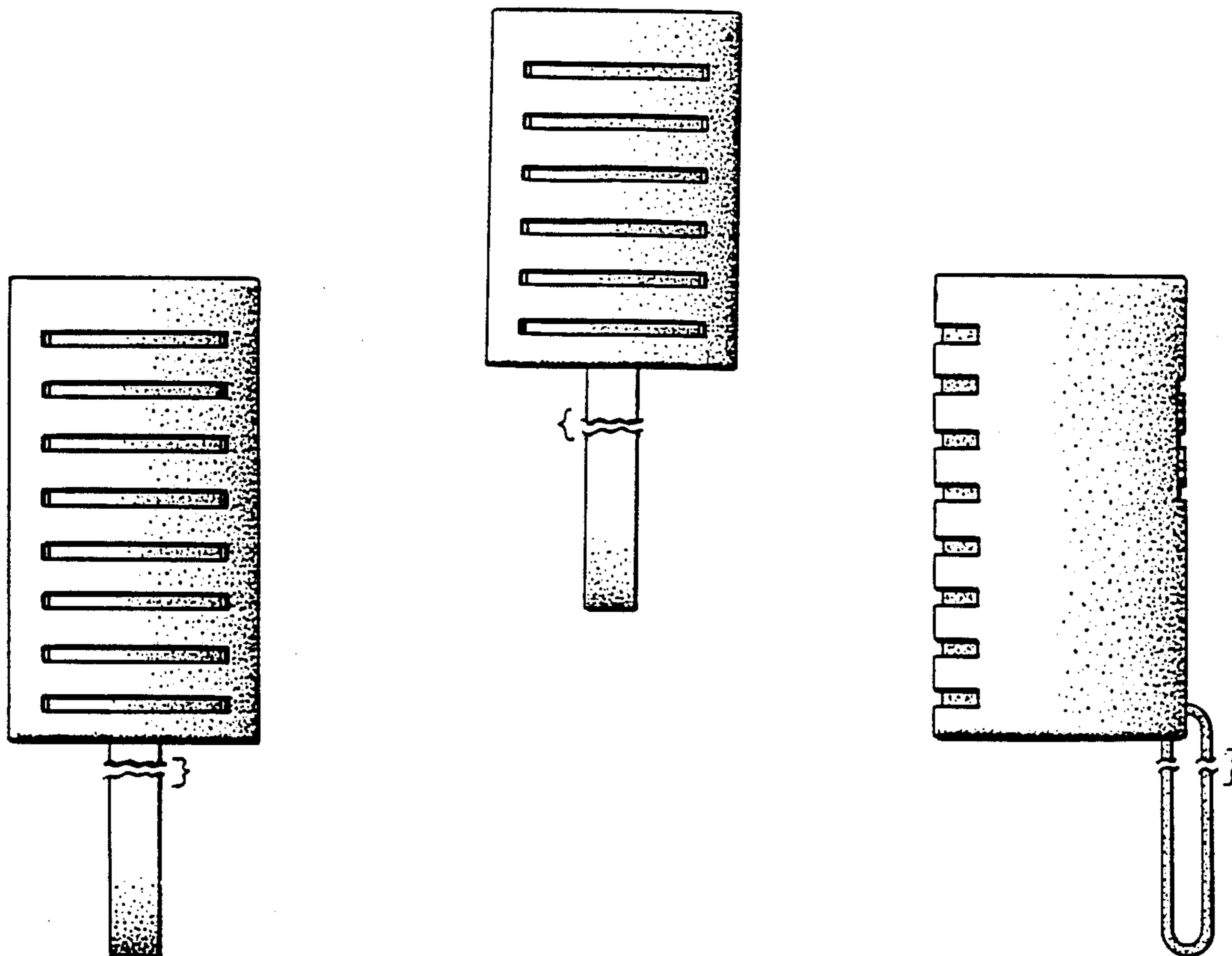
Primary Examiner—Louis S. Zarfaz
Attorney, Agent, or Firm—Wood, Herron & Evans

[57] **CLAIM**

The ornamental design for an umbrella handle, as shown and described.

DESCRIPTION

FIG. 1 is a front elevational view of an umbrella handle showing my new design;
 FIG. 2 is a rear elevational view;
 FIG. 3 is a right side elevational view; the left side being a mirror image;
 FIG. 4 is a top plan view;
 FIG. 5 is a bottom plan view;
 FIG. 6 is a front elevational view of an umbrella handle showing a modified form of my new design;
 FIG. 7 is a rear elevational view thereof; and
 FIG. 8 is a right side elevational view thereof, the left side being a mirror image.
 The top and bottom of the second embodiment are the same as the top and bottom of the first embodiment, shown in FIGS. 4 and 5.



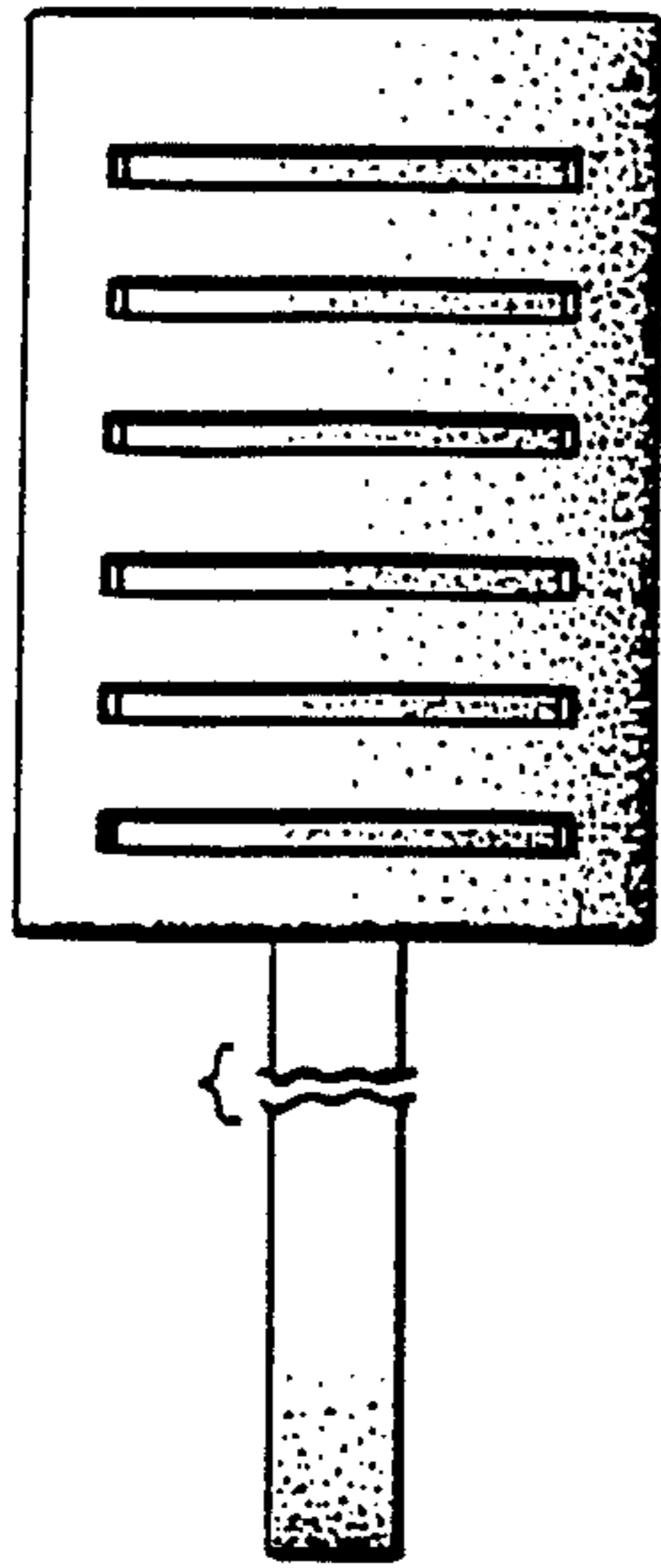


FIG. 1

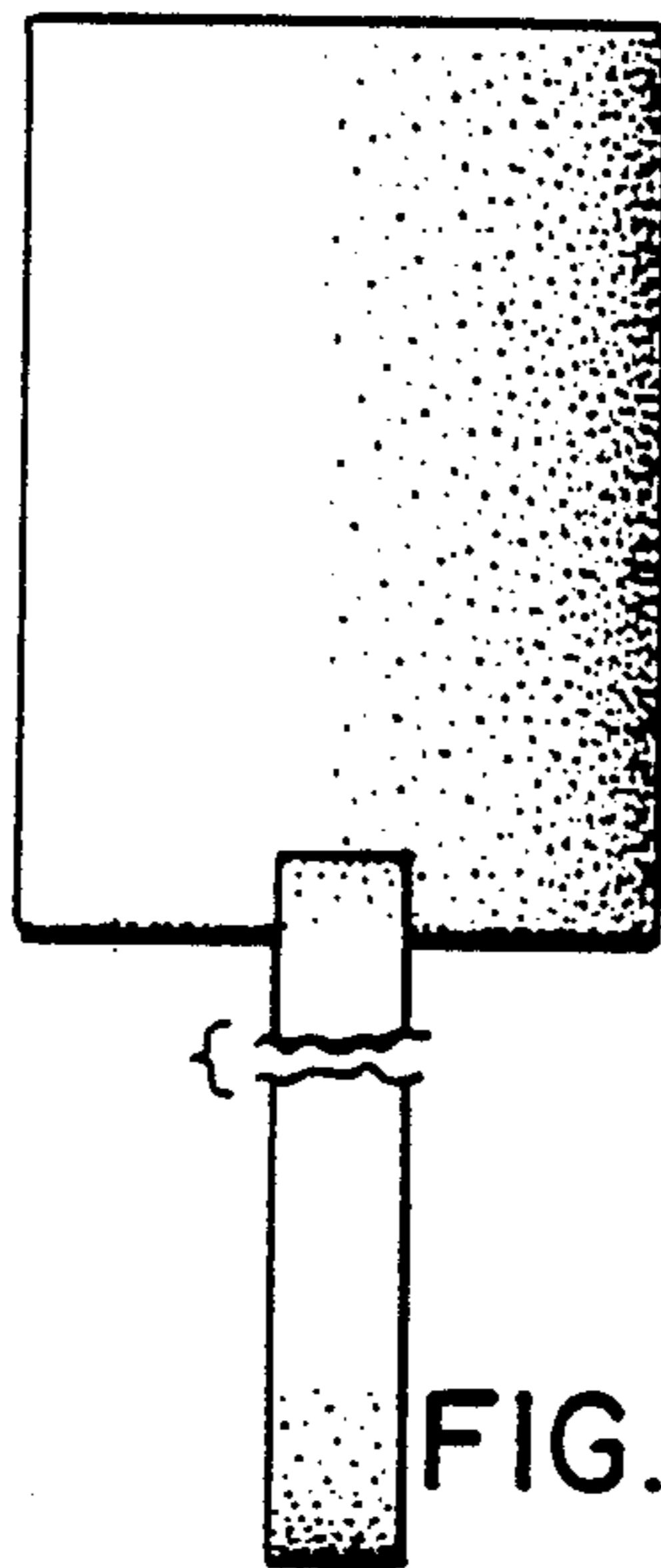


FIG. 2

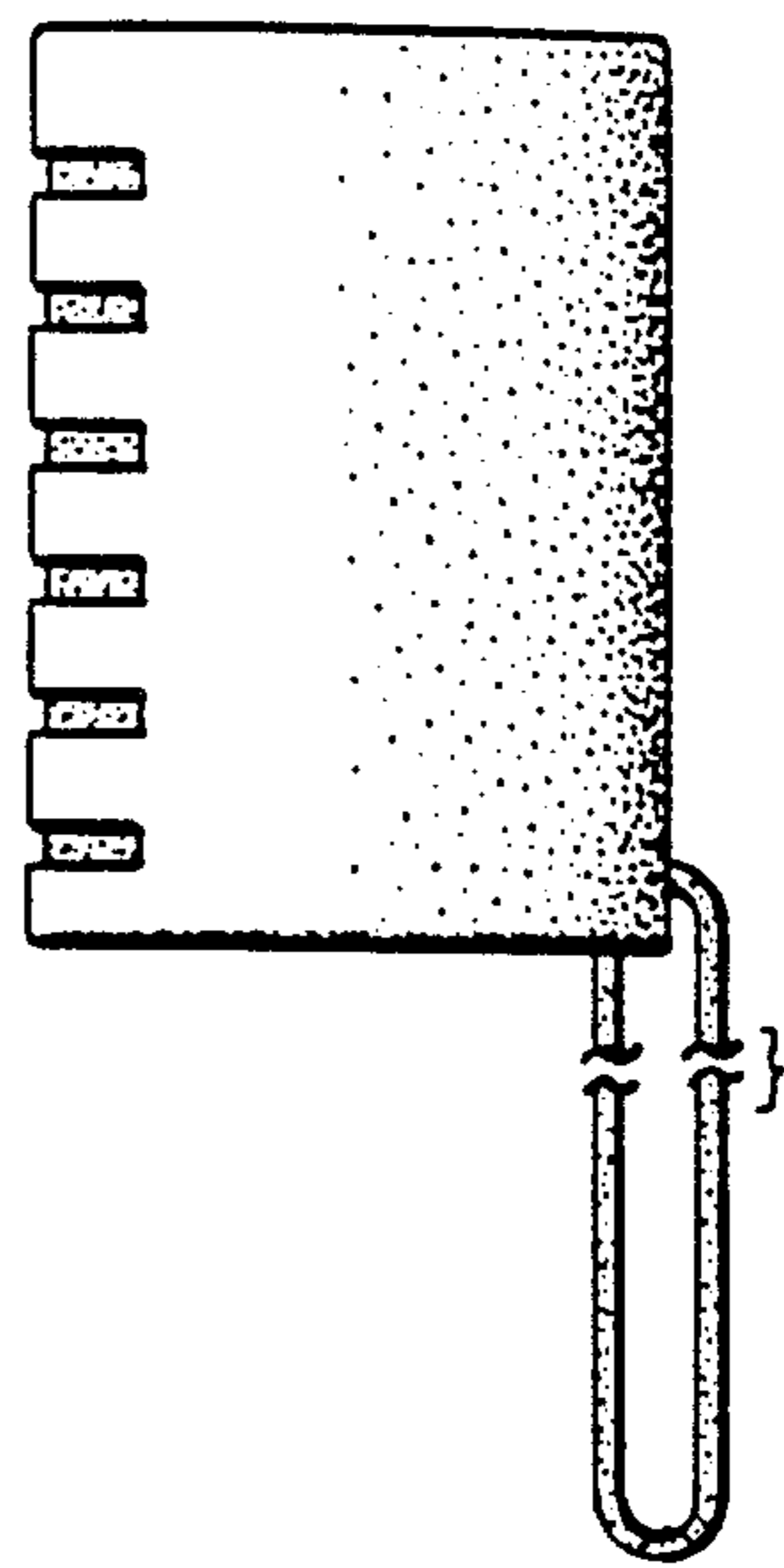


FIG. 3

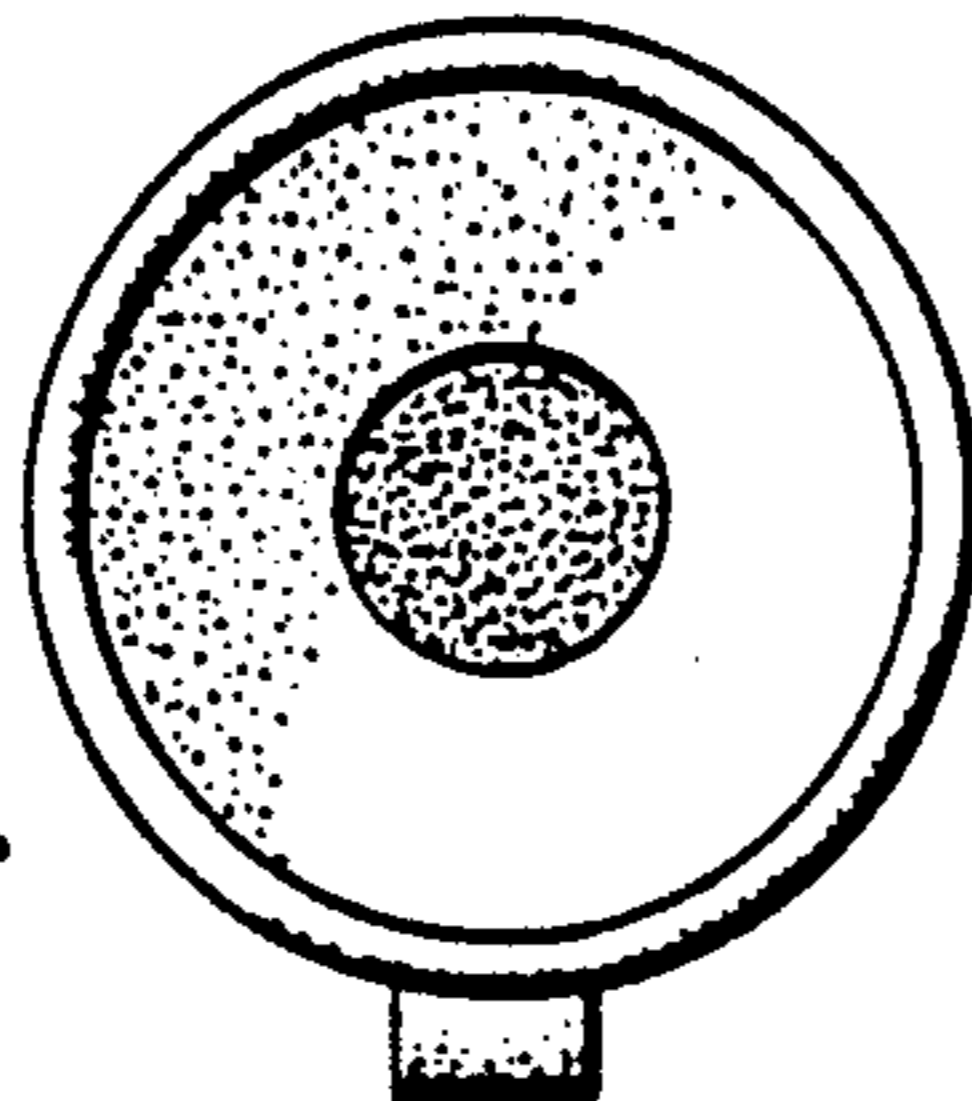


FIG. 4

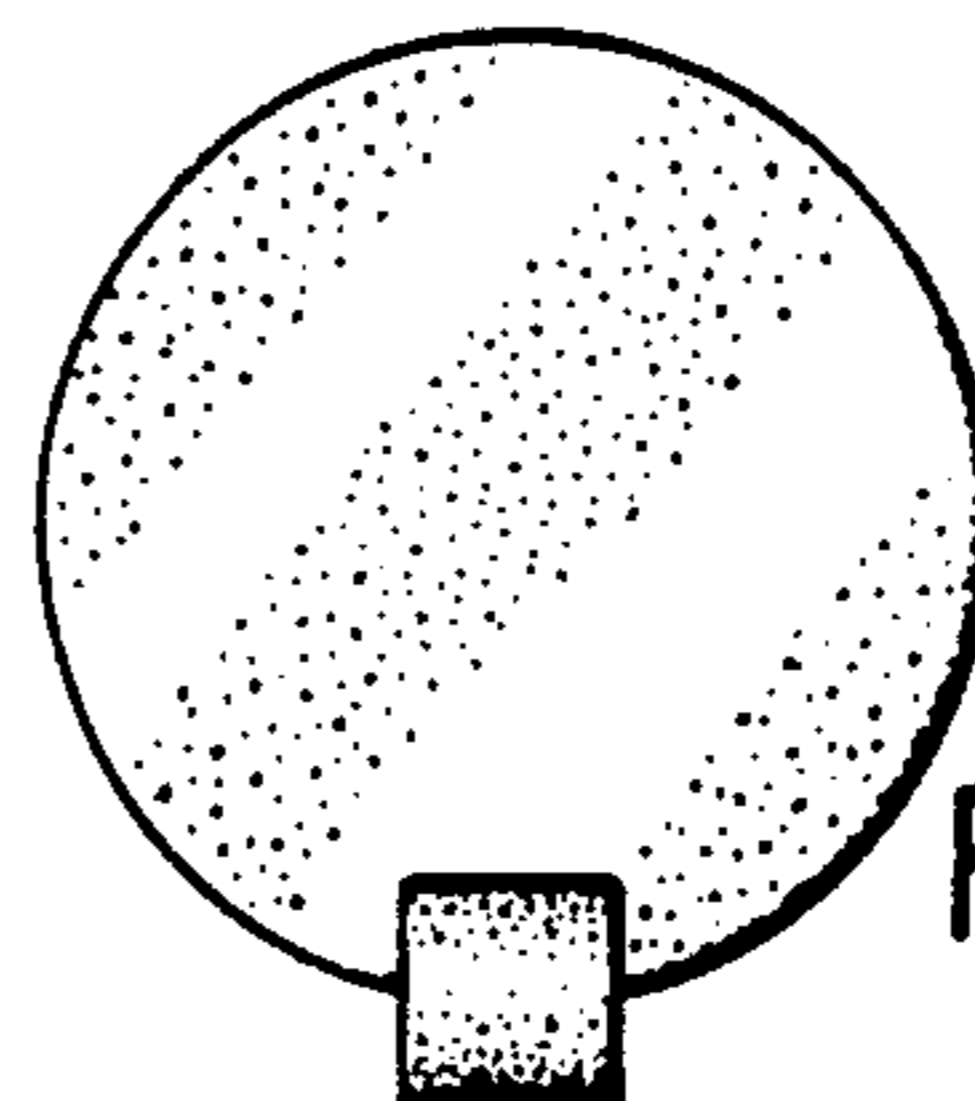


FIG. 5




FIG. 6




FIG. 7

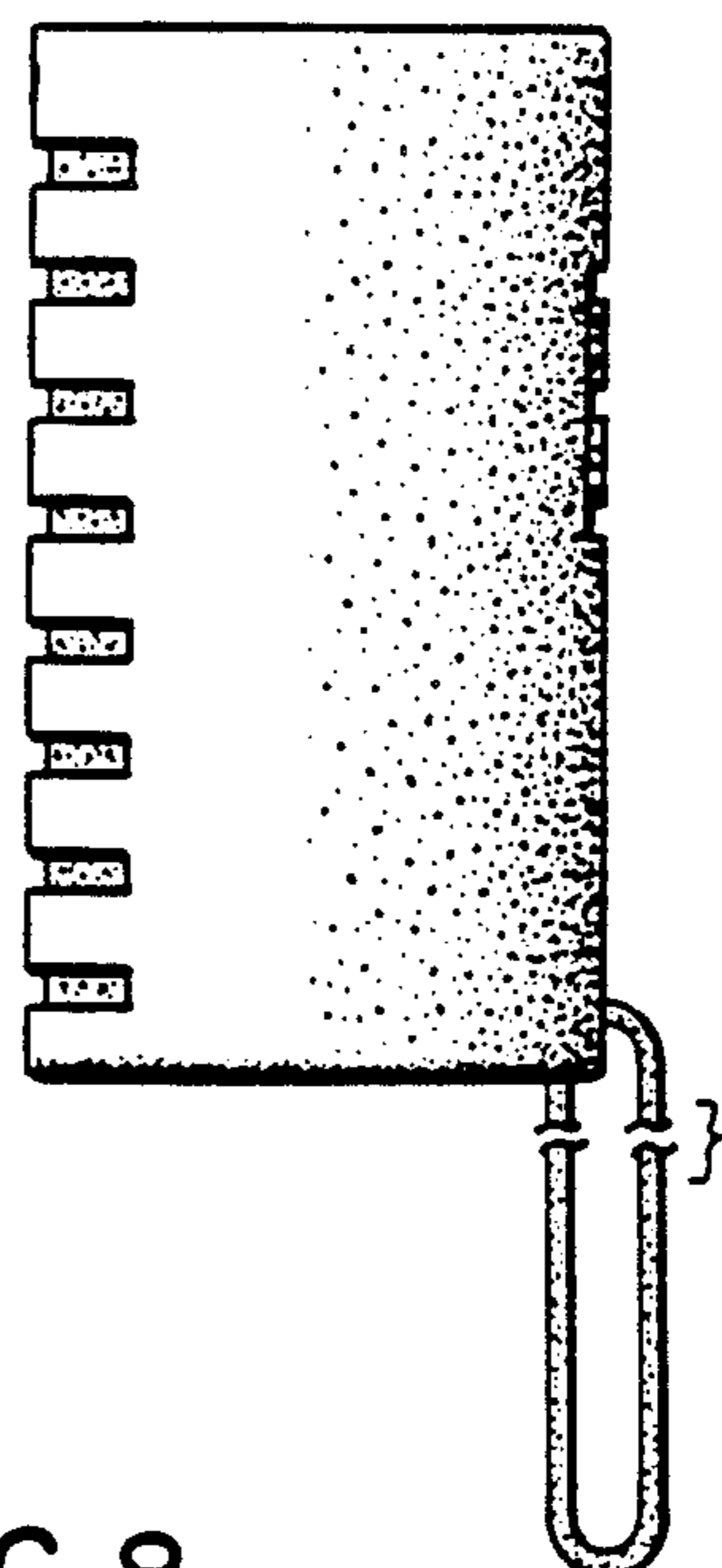


FIG. 8