

[54] **HOUSING FOR A TELEPHONE INSTRUMENT**
[76] **Inventor: Knut H. Blomberg, Lokattsvägen 39, S-161 37 Bromma, Sweden**

[**] **Term: 14 Years**

[21] **Appl. No.: 379,900**

[22] **Filed: Jul. 14, 1989**

[30] **Foreign Application Priority Data**
Jan. 16, 1989 [SE] Sweden 89-0098

[52] **U.S. Cl. D14/147; D14/148; D14/248**

[58] **Field of Search D14/248, 147; 379/433, 379/436, 434, 440, 428; D21/111**

[56] **References Cited**
U.S. PATENT DOCUMENTS

D. 244,142	4/1977	Bliven	D14/248
D. 244,145	4/1977	Bliven	D14/248
D. 244,206	5/1977	Klepa	D14/248
D. 244,207	5/1977	Bliven	D14/248

D. 244,209	5/1977	Bliven	D14/248
D. 244,210	5/1977	Bliven	D14/248
D. 244,211	5/1977	Bliven	D14/248
D. 244,389	5/1977	Klepa	D14/248
D. 251,005	2/1979	Breger	D14/147
D. 257,350	10/1980	Janda	D14/248
D. 299,648	1/1989	Yoshiharu	D14/147

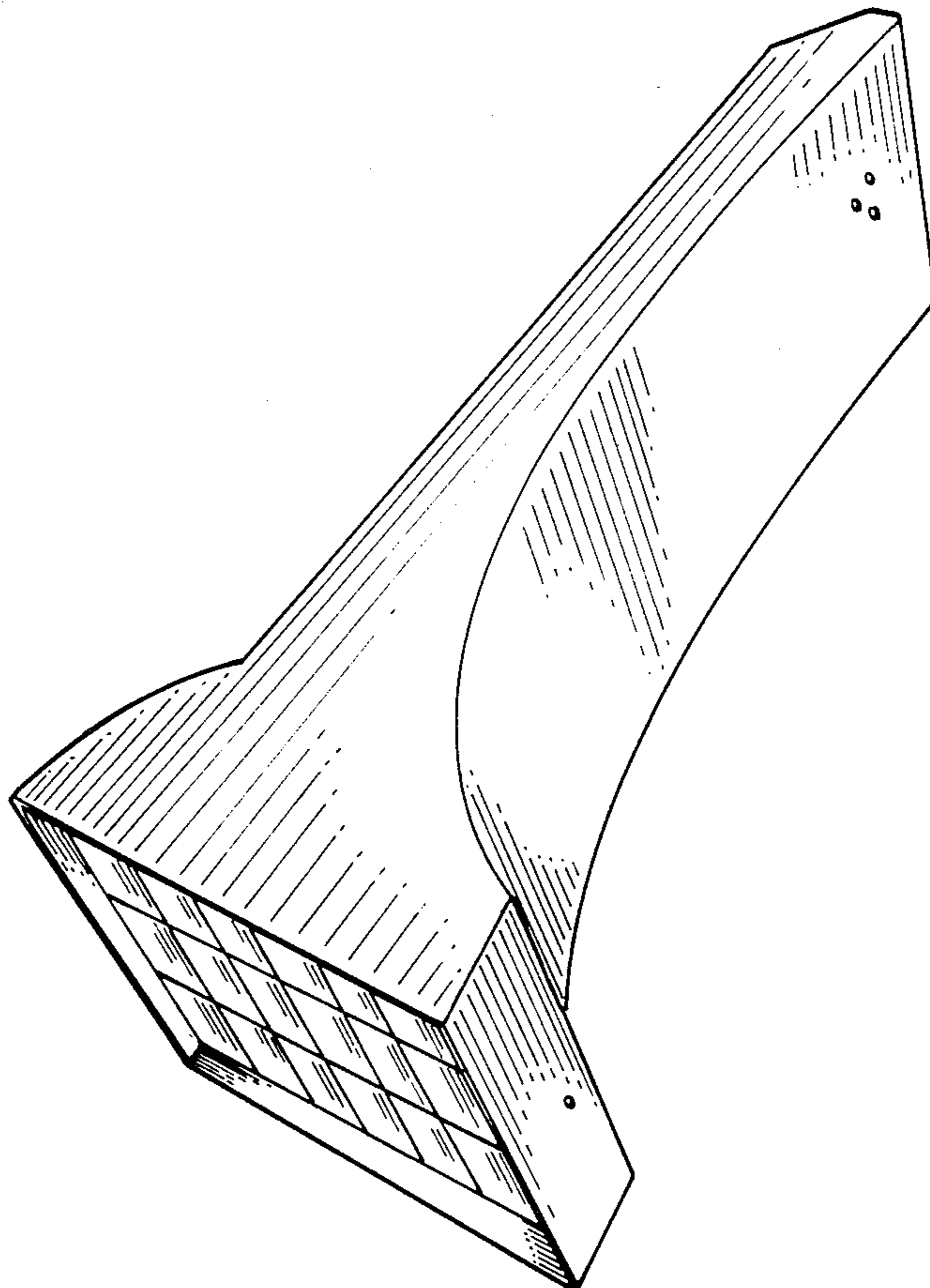
Primary Examiner—Horace B. Fay, Jr.
Attorney, Agent, or Firm—Burns, Doane, Swecker & Mathis

[57] **CLAIM**

The ornamental design for a housing for a telephone instrument, as shown.

DESCRIPTION

FIG. 1 is a perspective view of a housing for a telephone instrument.
FIG. 2 is a perspective view of the housing for a telephone instrument seen from below and one side.
FIG. 3 is a perspective view of the housing for a telephone instrument seen from the side opposite the side shown in FIG. 2.
FIG. 4 is a perspective rear view of the housing for a telephone instrument.



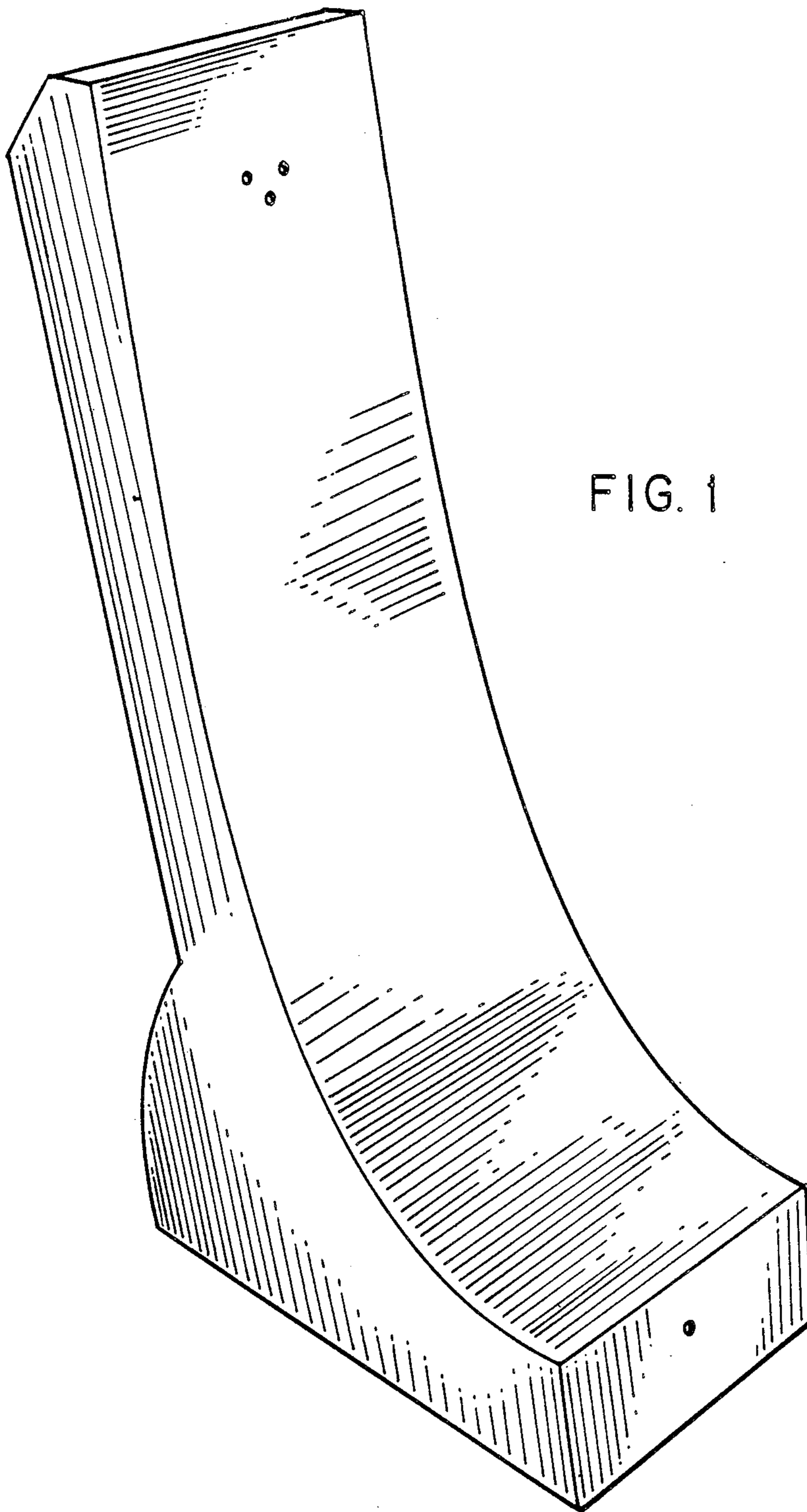


FIG. 1

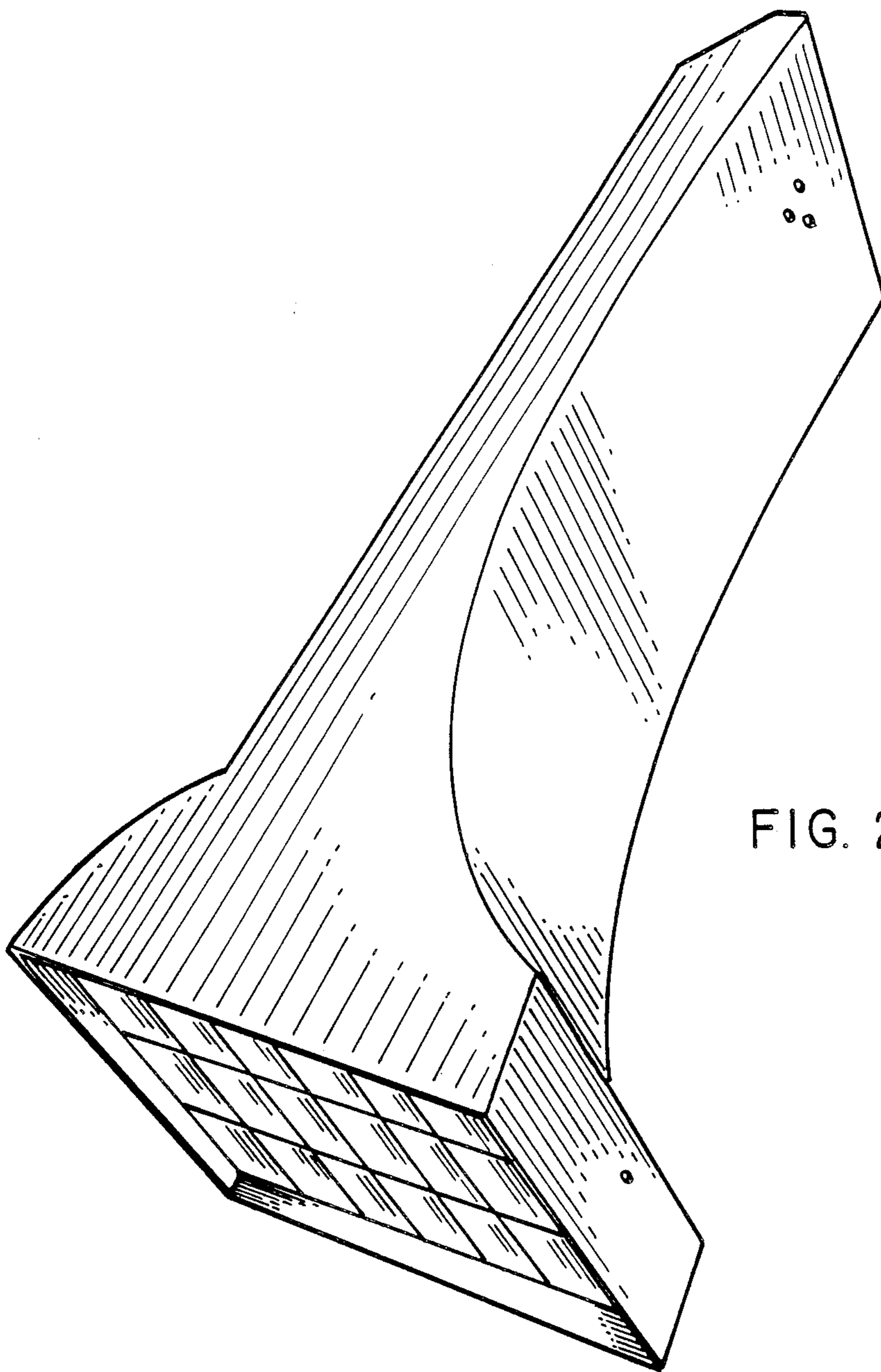


FIG. 2

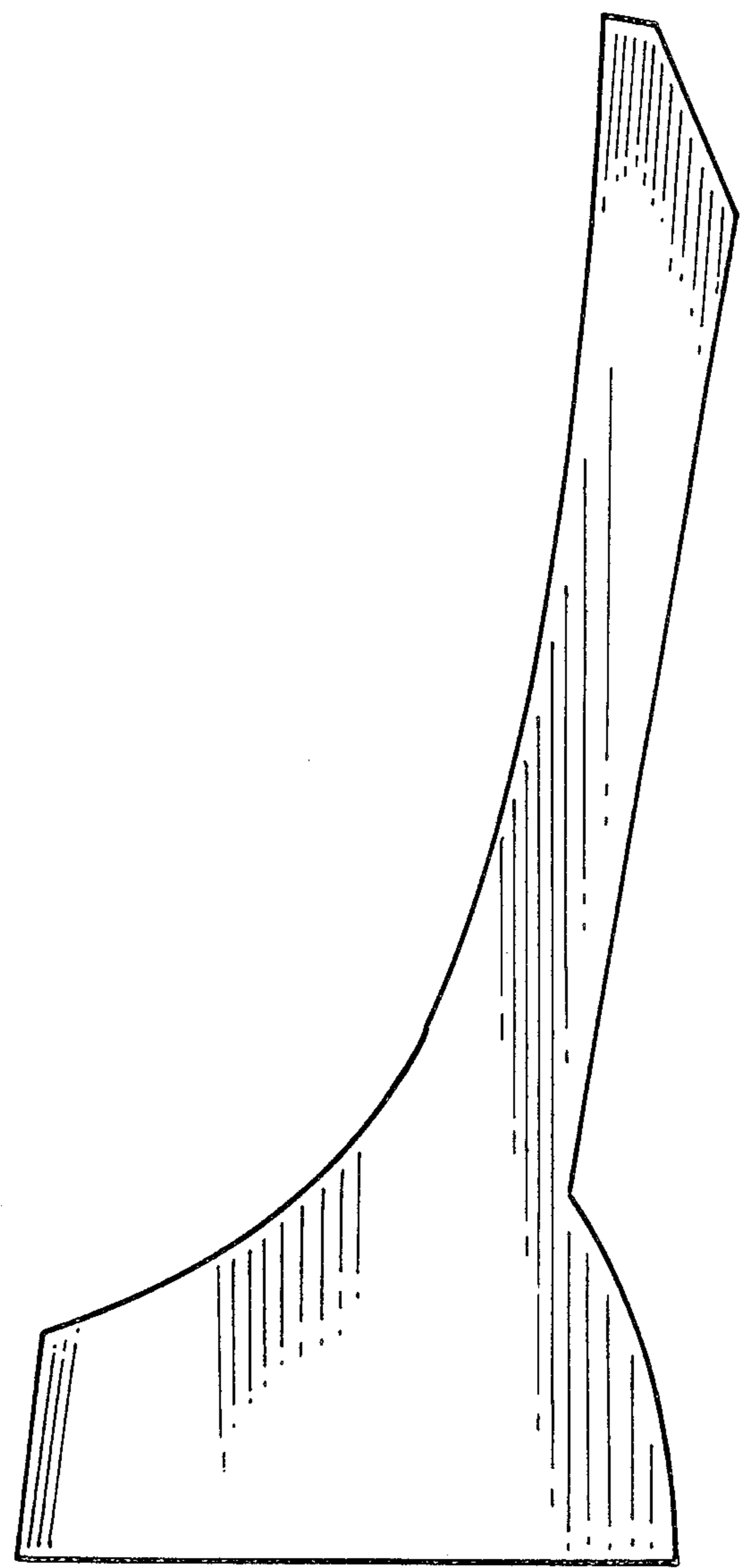


FIG. 3




FIG. 4