

[54] **COMPACT DISC PLAYER**

[75] **Inventor: Takao Nakayama, Kawasaki, Japan**

[73] **Assignee: Sony Corporation, Tokyo, Japan**

[**] **Term: 14 Years**

[21] **Appl. No.: 281,687**

[22] **Filed: Dec. 9, 1988**

[30] **Foreign Application Priority Data**

Aug. 15, 1988 [JP] Japan 63-32535

[52] **U.S. Cl. D14/156; D14/165**

[58] **Field of Search D14/135-136,
D14/156, 160-162, 164-165, 168-169, 173,
257-258; 369/75.1, 77.1, 77.2**

[56] **References Cited**

U.S. PATENT DOCUMENTS

D. 245,369	8/1977	Furuoka	D14/136
D. 267,662	1/1983	Lambert et al.	D14/165
D. 268,670	4/1983	Iwaoka et al.	D14/136
D. 277,474	2/1985	Miura	D14/165
4,123,065	10/1978	Watanabe	369/77.1

OTHER PUBLICATIONS

Dealerscope Merchandising; Sep. 1987; p. 54; bottom left—Toshiba XR-9437.

Dealerscope Merchandising; Sep. 1987; p. 54; bottom right—Sony D-160.

Sony Sight Sound Star*Quest Catalog; p. 5—D-5 Portable CD.

Primary Examiner—Theodore M. Shooman

Attorney, Agent, or Firm—Lewis H. Eslinger; Jay H. Maioli

[57] **CLAIM**

The ornamental design for a compact disc player, as shown and described.

DESCRIPTION

FIG. 1 is a top, front, and right-side perspective view of a compact disc player, showing my new design; FIG. 2 is a top, front and right-side perspective view thereof, shown with the lid in the open position; FIG. 3 is a front elevational view thereof; FIG. 4 is a rear elevational view thereof; FIG. 5 is a left-side elevational view thereof; FIG. 6 is a right-side elevational view thereof; FIG. 7 is a top plan view thereof; and FIG. 8 is a bottom plan view thereof.




FIG. 1

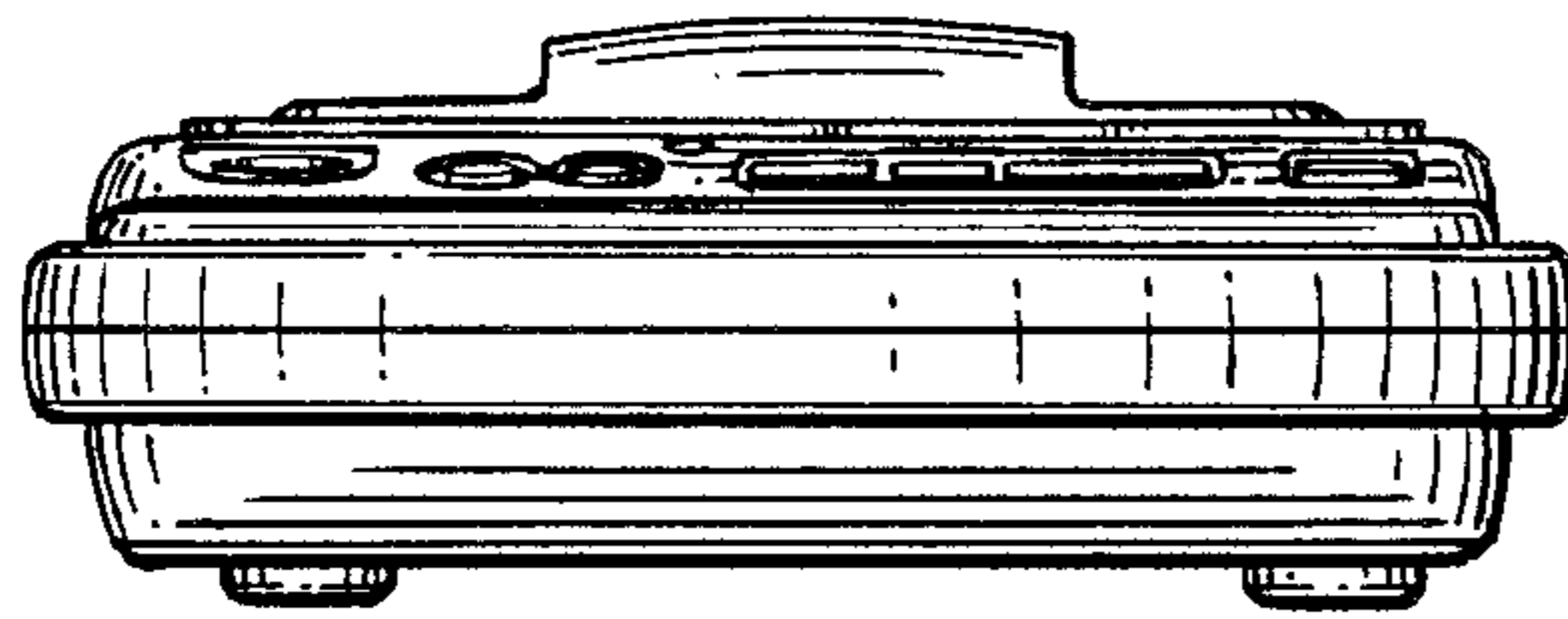
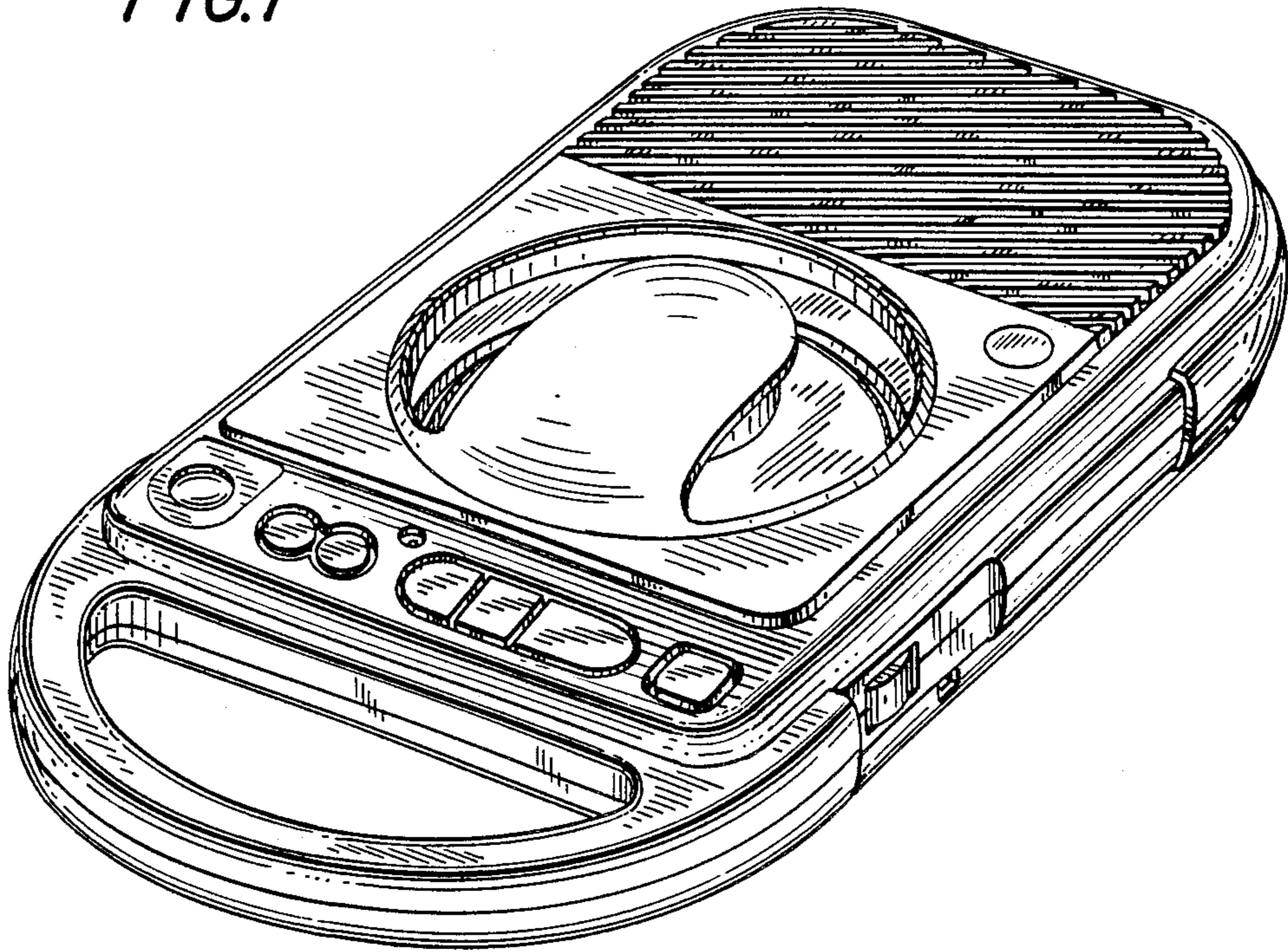


FIG. 3

FIG. 2

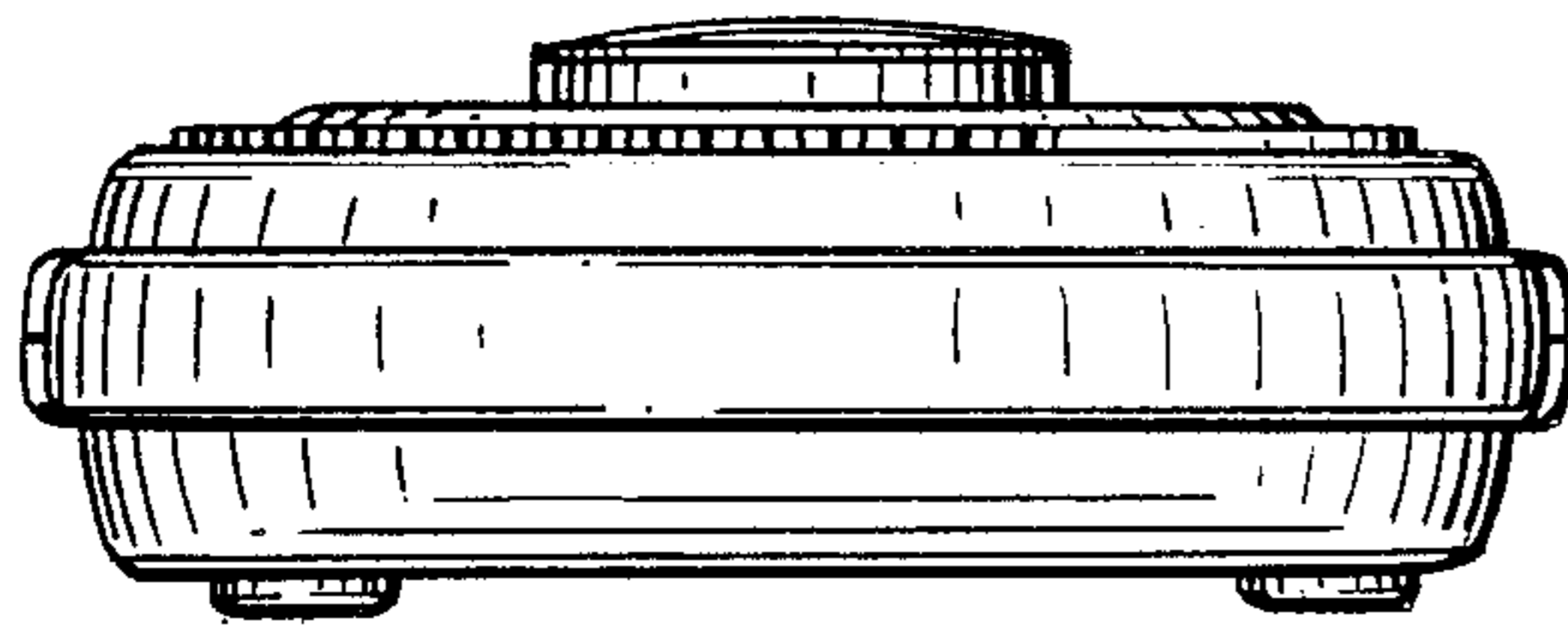



FIG. 4

FIG. 5

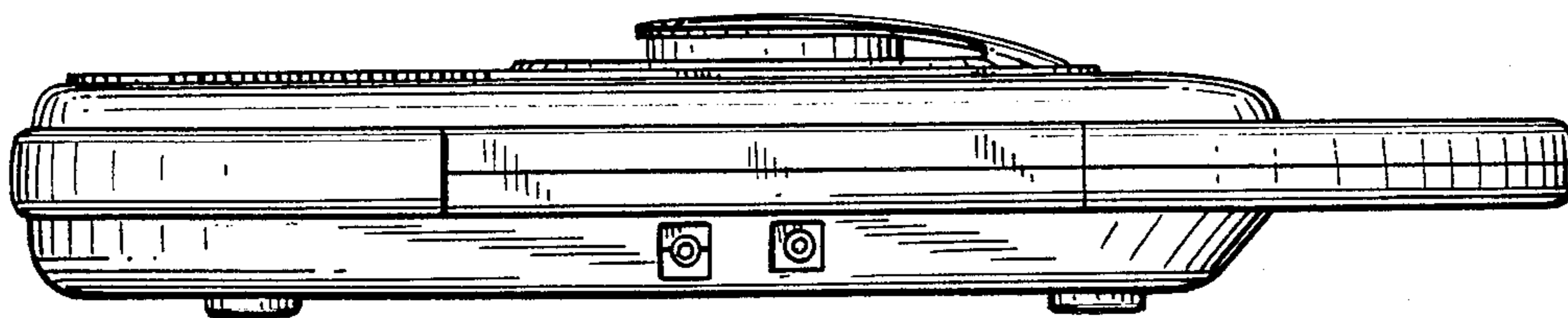


FIG. 7




FIG. 6

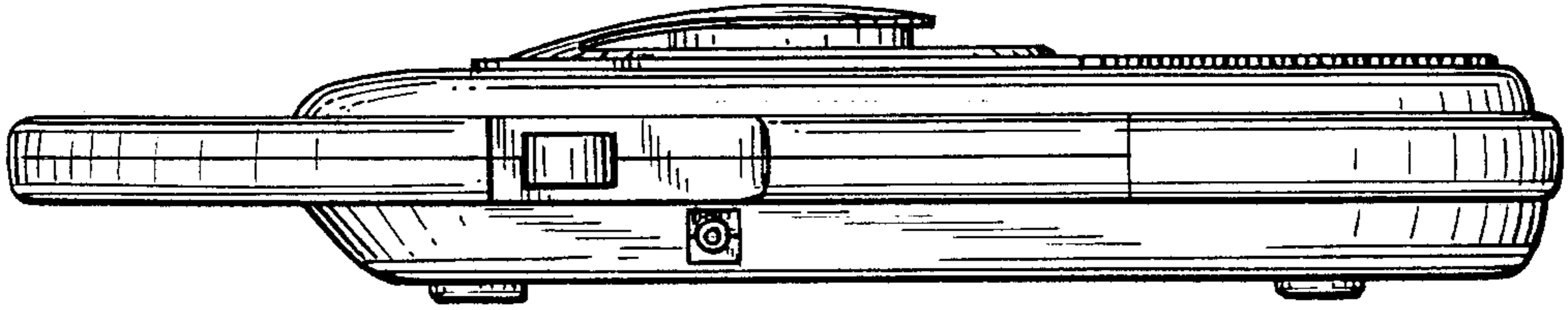


FIG. 8

