

# United States Patent [19]

Yoshihara

[11] Patent Number: Des. 312,253

[45] Date of Patent: \*\* Nov. 20, 1990

[54] **FACSIMILE**

[75] Inventor: Tsutomu Yoshihara, Ayase, Japan

[73] Assignee: Canon Kabushiki Kaisha, Tokyo, Japan

[\*\*] Term: 14 Years

[21] Appl. No.: 178,288

[22] Filed: Apr. 6, 1988

[30] **Foreign Application Priority Data**

Oct. 7, 1987 [JP] Japan ..... 62-41258

[52] U.S. Cl. .... D14/118

[58] Field of Search ..... D14/118, 141, 248;  
D18/36, 37; 358/400, 401

[56] **References Cited**

**U.S. PATENT DOCUMENTS**

D. 296,334 6/1988 Hara ..... D18/36  
D. 296,335 6/1988 Hara ..... D18/36

D. 304,184 10/1989 Watanabe ..... D14/118  
D. 304,204 10/1989 Wada et al. .... D18/37  
4,779,141 10/1988 Watanabe ..... 358/401  
4,831,457 5/1989 Watanabe et al. .... 358/401

*Primary Examiner*—Theodore M. Shooman  
*Attorney, Agent, or Firm*—Fitzpatrick, Cella, Harper & Scinto

[57] **CLAIM**

The ornamental design for a facsimile, as shown.

**DESCRIPTION**

FIG. 1 is a front elevational view of a facsimile showing my new design;  
FIG. 2 is a rear elevational view thereof;  
FIG. 3 is a top plan view thereof;  
FIG. 4 is a bottom plan view thereof;  
FIG. 5 is a left side elevational view thereof;  
FIG. 6 is a right side elevational view thereof; and  
FIG. 7 is a top, front and right side perspective view thereof.

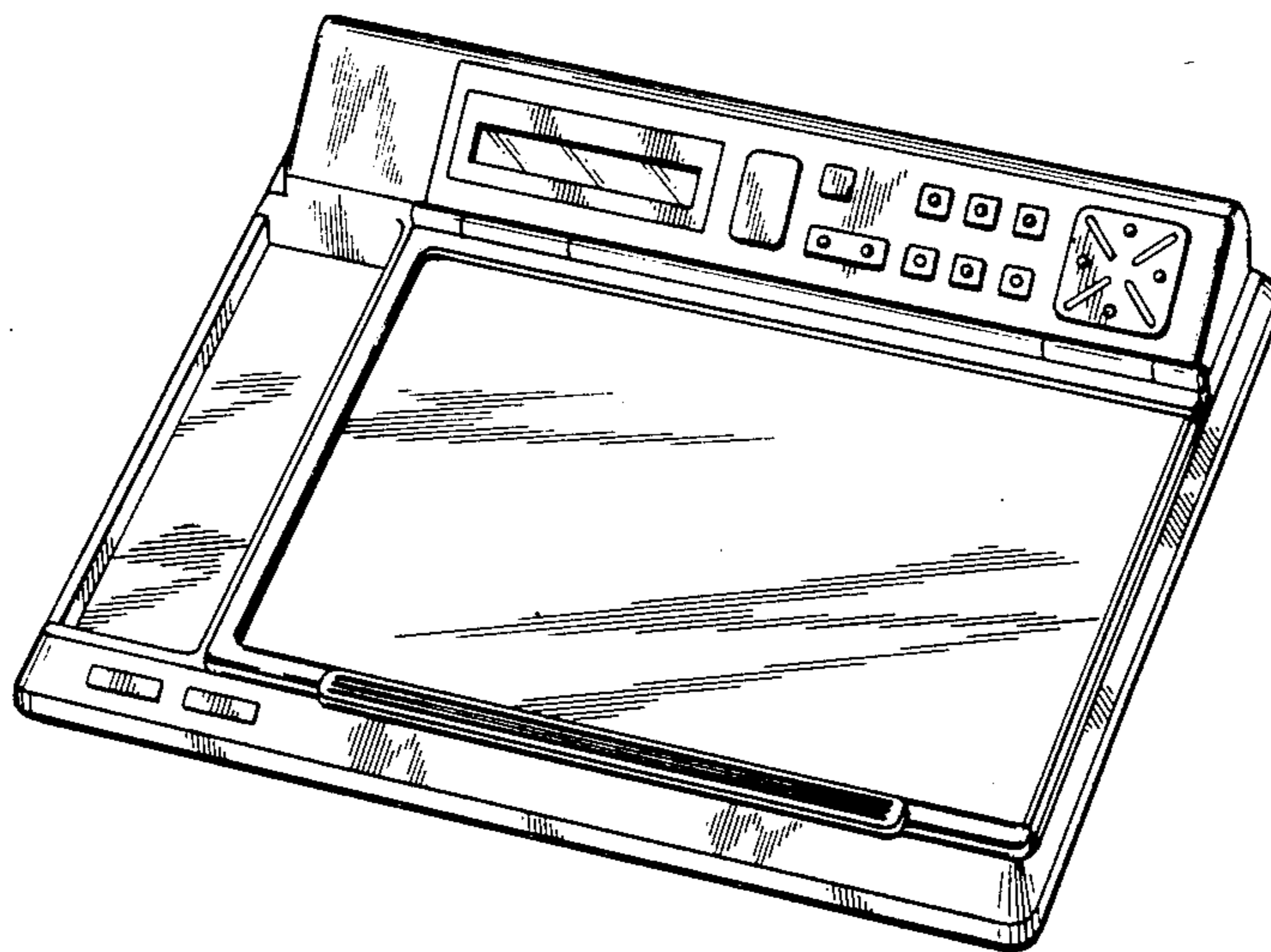


FIG. 1




FIG. 2




FIG. 3

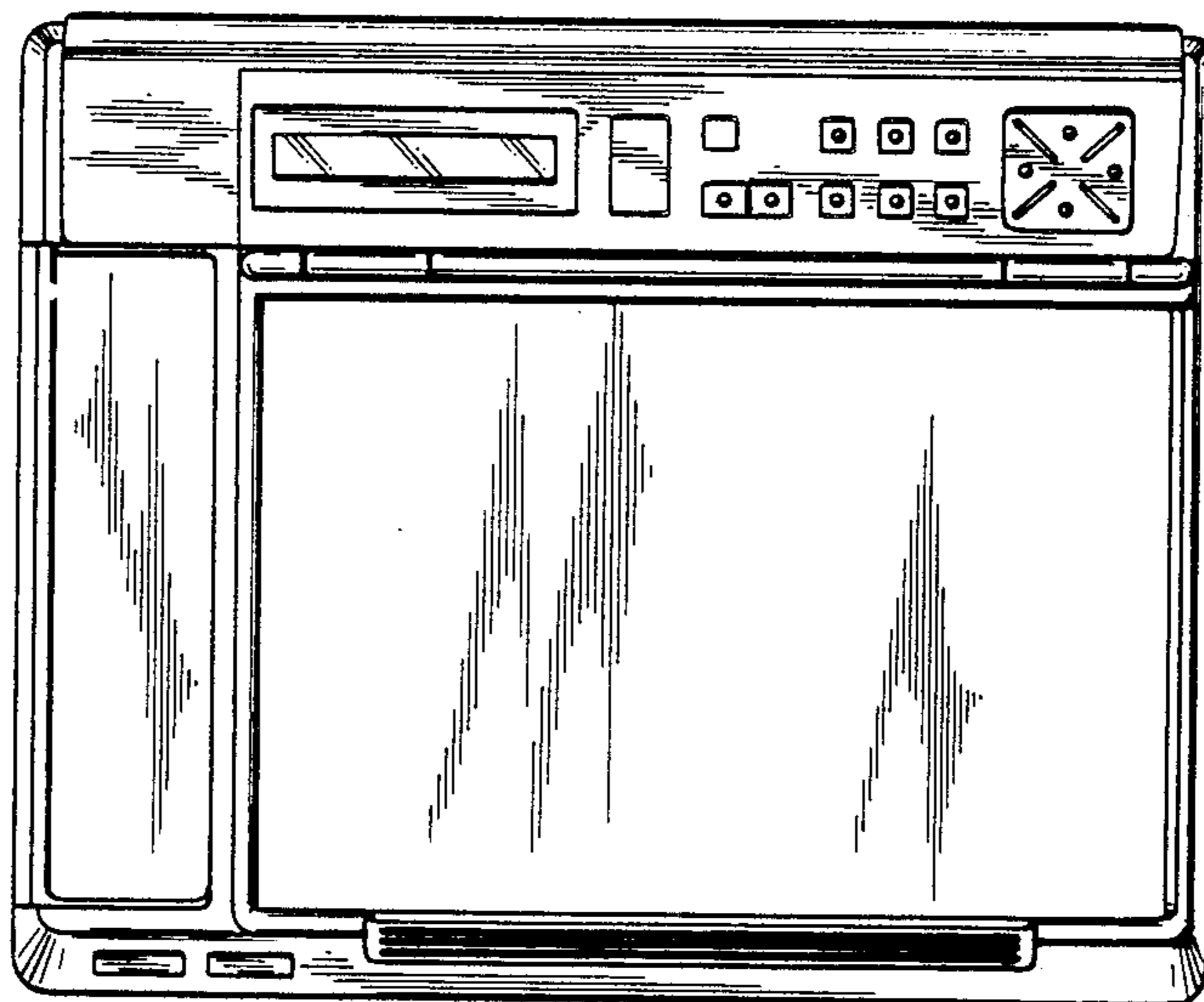


FIG. 4

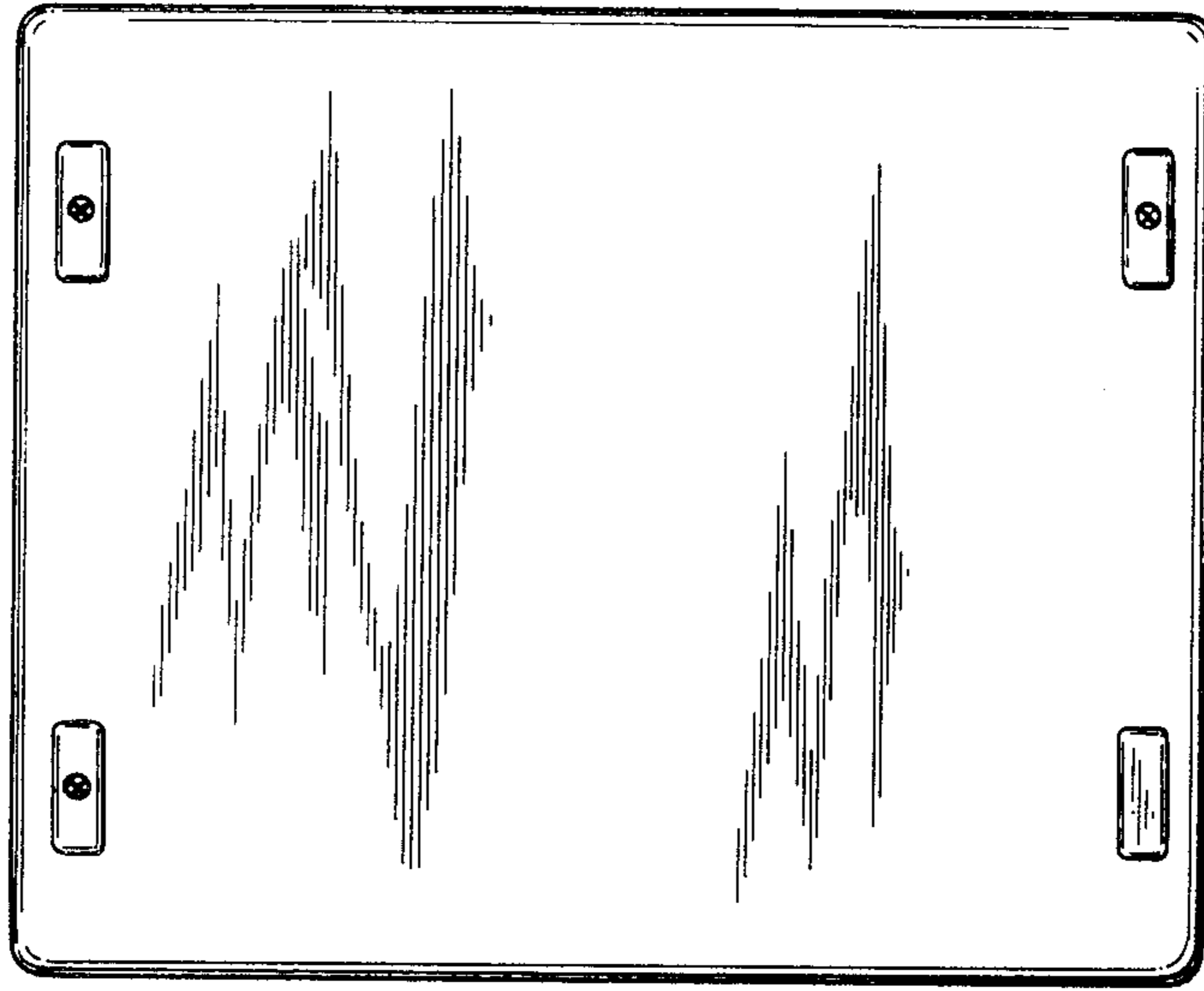


FIG. 5




FIG. 6

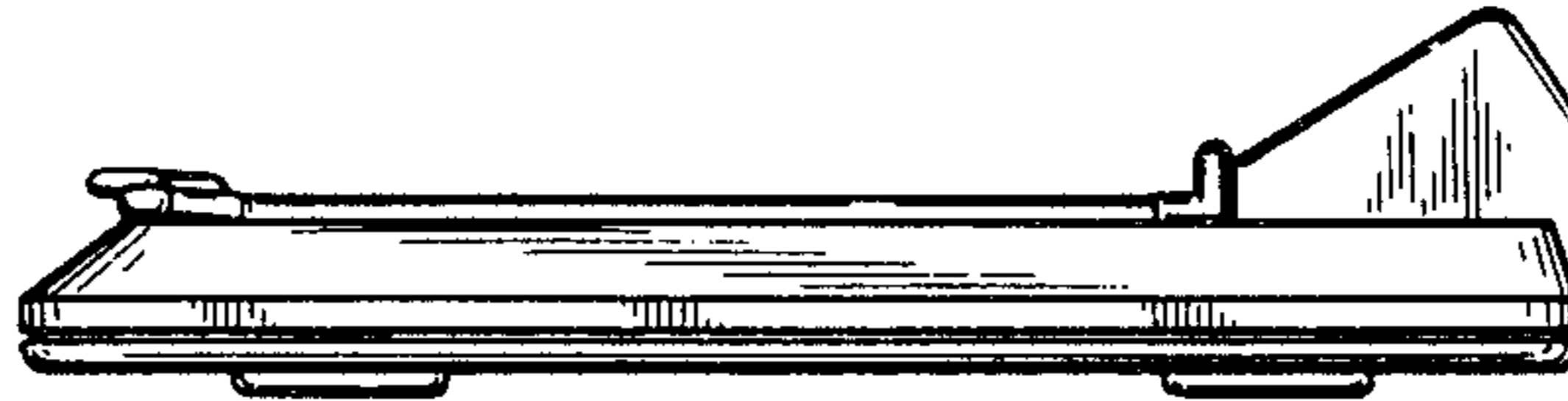


FIG. 7

