

[54] **MEMORY CARTRIDGE FOR ELECTRONIC VOTING SYSTEM**

[75] **Inventors: James H. Bleck, Chelmsford; Stephen A. Wagner, West Newton, both of Mass.**

[73] **Assignee: Sequoia Pacific Systems Corporation, Jamestown, N.Y.**

[**] **Term: 14 Years**

[21] **Appl. No.: 240,558**

[22] **Filed: Aug. 31, 1988**

[52] **U.S. Cl. D14/114**

[58] **Field of Search D14/100, 107; 360/132, 360/133, 135, 97-99, 60; 206/312, 444; 369/106, 109, 291; 235/50 R, 51, 50 A, 52, 50 B, 54 R, 54 A, 54 B, 54 C, 54 D, 54 E, 54 F, 56; 434/306; 364/409, 708**

[56] **References Cited**

U.S. PATENT DOCUMENTS

D. 298,326	11/1988	Kimura	D14/114
3,743,177	7/1973	Martin et al.	235/51
4,066,871	1/1978	Cason, Sr. et al.	235/54 F
4,178,501	12/1979	Luther	235/54 F
4,641,241	2/1987	Boram	235/50 R X

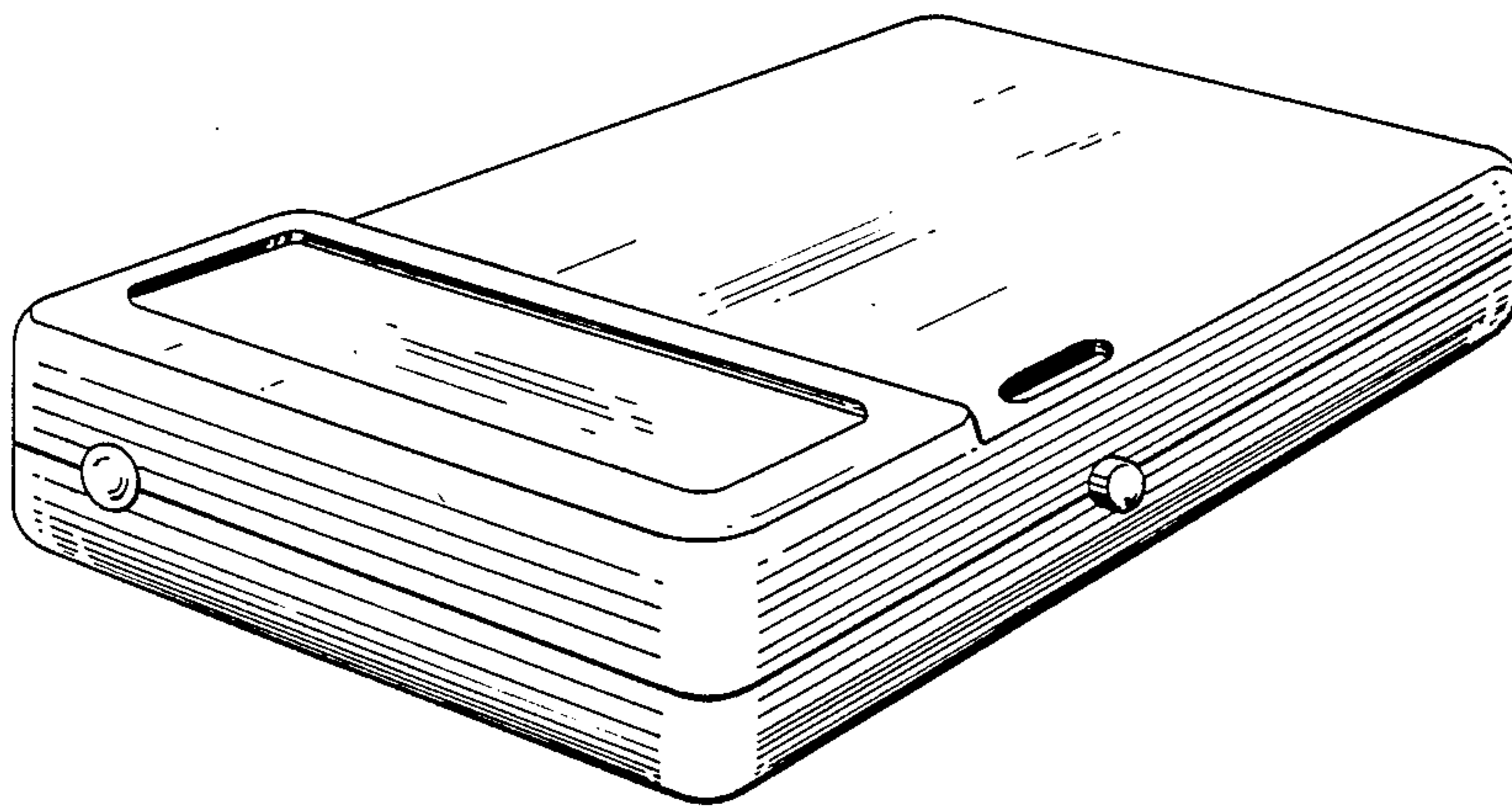
Primary Examiner—Wallace R. Burke
Assistant Examiner—Freda S. Nunn
Attorney, Agent, or Firm—Bromberg & Sunstein

[57] **CLAIM**

The ornamental design for memory cartridge for electronic voting system, as shown.

DESCRIPTION

FIG. 1 is a top plan view of a memory cartridge for electronic voting system;
FIG. 2 is a bottom plan view thereof;
FIG. 3 is a right side elevational view thereof;
FIG. 4 is a top, front, right side perspective view thereof;
FIG. 5 is a left, rear perspective view thereof;
FIG. 6 is a rear elevational view thereof.



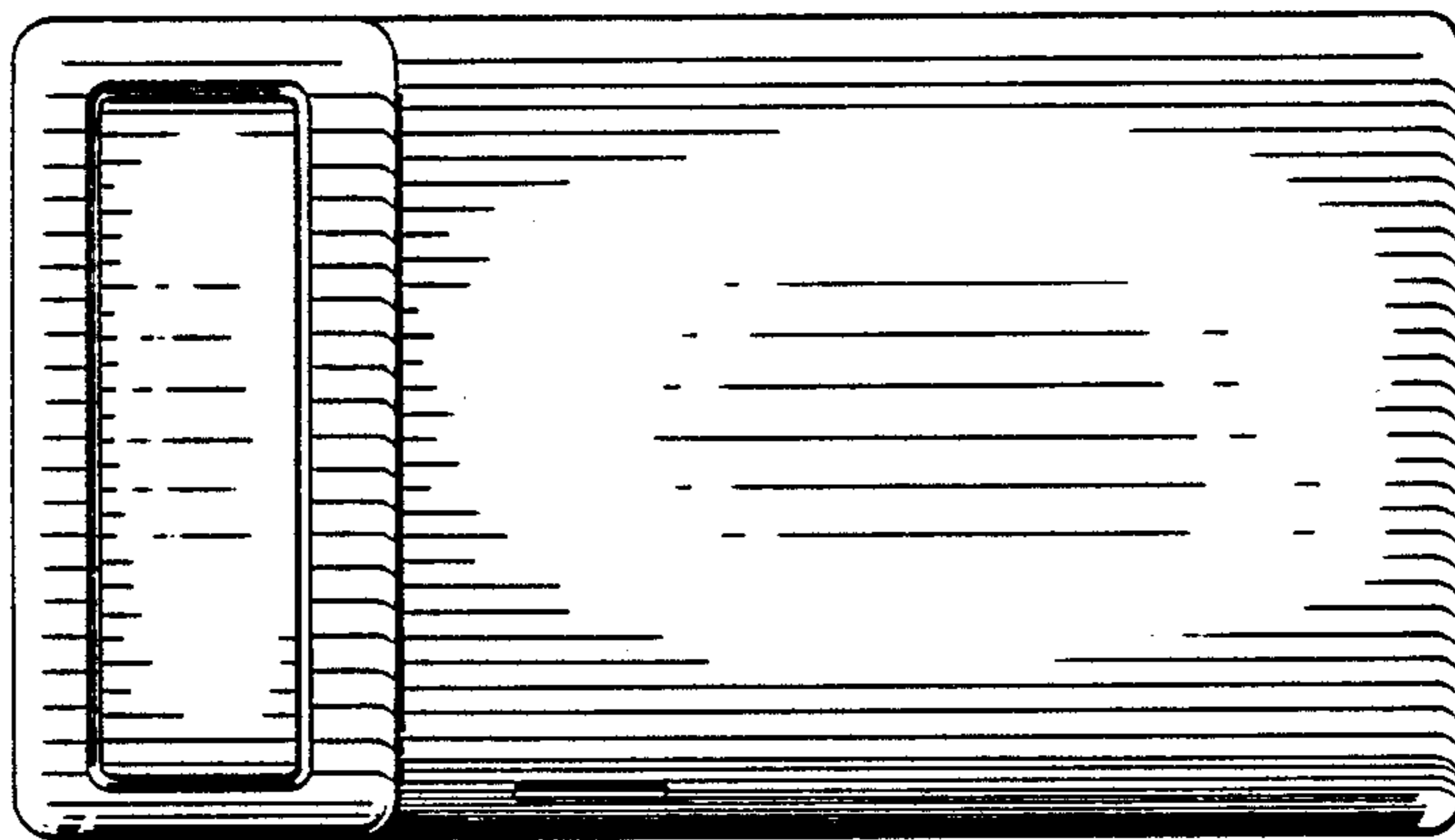


Fig. 1




Fig. 2




Fig. 3




Fig. 4




Fig. 5




Fig. 6