

[54] COMPUTER DISK CARTRIDGE

4,849,844 7/1989 Kato 360/133

[75] Inventors: Curtis Sasaki, San Jose; Steven P. Jobs, Woodside; Hartmut Esslinger, Los Gatos, all of Calif.; Friedrich-Konrad Frenkler, Tokyo, Japan

[73] Assignee: Next, Inc., Redwood City, Calif.

[*] Notice: The portion of the term of this patent subsequent to Nov. 13, 2004 has been disclaimed.

[**] Term: 14 Years

[21] Appl. No.: 256,326

[22] Filed: Oct. 11, 1988

[52] U.S. Cl. D14/114

[58] Field of Search D14/100, 107, 114; 360/60, 97-99, 132, 133, 135; 206/312, 444; 369/106, 109, 291

[56] References Cited

U.S. PATENT DOCUMENTS

D. 277,859	3/1985	Saito et al.	D14/114
D. 278,242	4/1985	Saito	D14/114
4,658,318	4/1987	Bauck et al.	360/99.01 X
4,845,582	7/1989	Tanaka et al.	360/133

OTHER PUBLICATIONS

Internation Business Machines Corporation, *The IBM Personal Computing Catalog*, pp. 11 and 30, 1988.
Freese, Robert P., "Optical Disks Become Erasable," *IEEE Spectrum*, pp. 41-45, Feb. 1988.

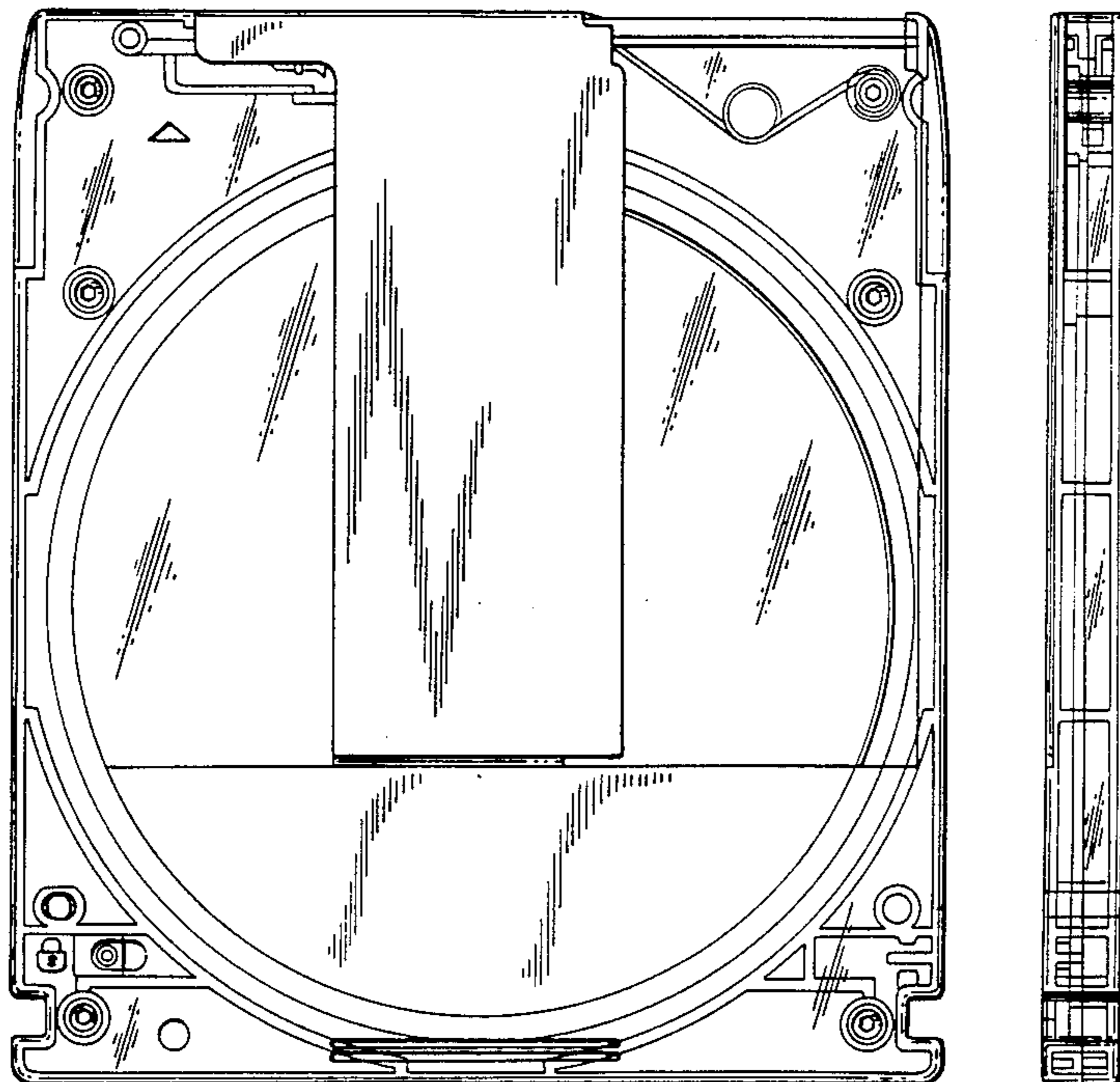
Primary Examiner—Wallace R. Burke
Assistant Examiner—Freda S. Nunn
Attorney, Agent, or Firm—Robert R. Jackson; Laurence S. Rogers; Doreen F. Shulman

[57] CLAIM

The ornamental design for a computer disk cartridge, as shown and described.

DESCRIPTION

FIG. 1 is a top plan view of a computer disk cartridge showing our new design;
FIG. 2 is a rear elevational view thereof;
FIG. 3 is a right side elevational view thereof;
FIG. 4 is a left side elevational view thereof;
FIG. 5 is a bottom plan view thereof;
FIG. 6 is a front elevational view thereof; and
FIG. 7 is a top plan view of a second embodiment of our new design, the undisclosed views being identical to those of the first embodiment.



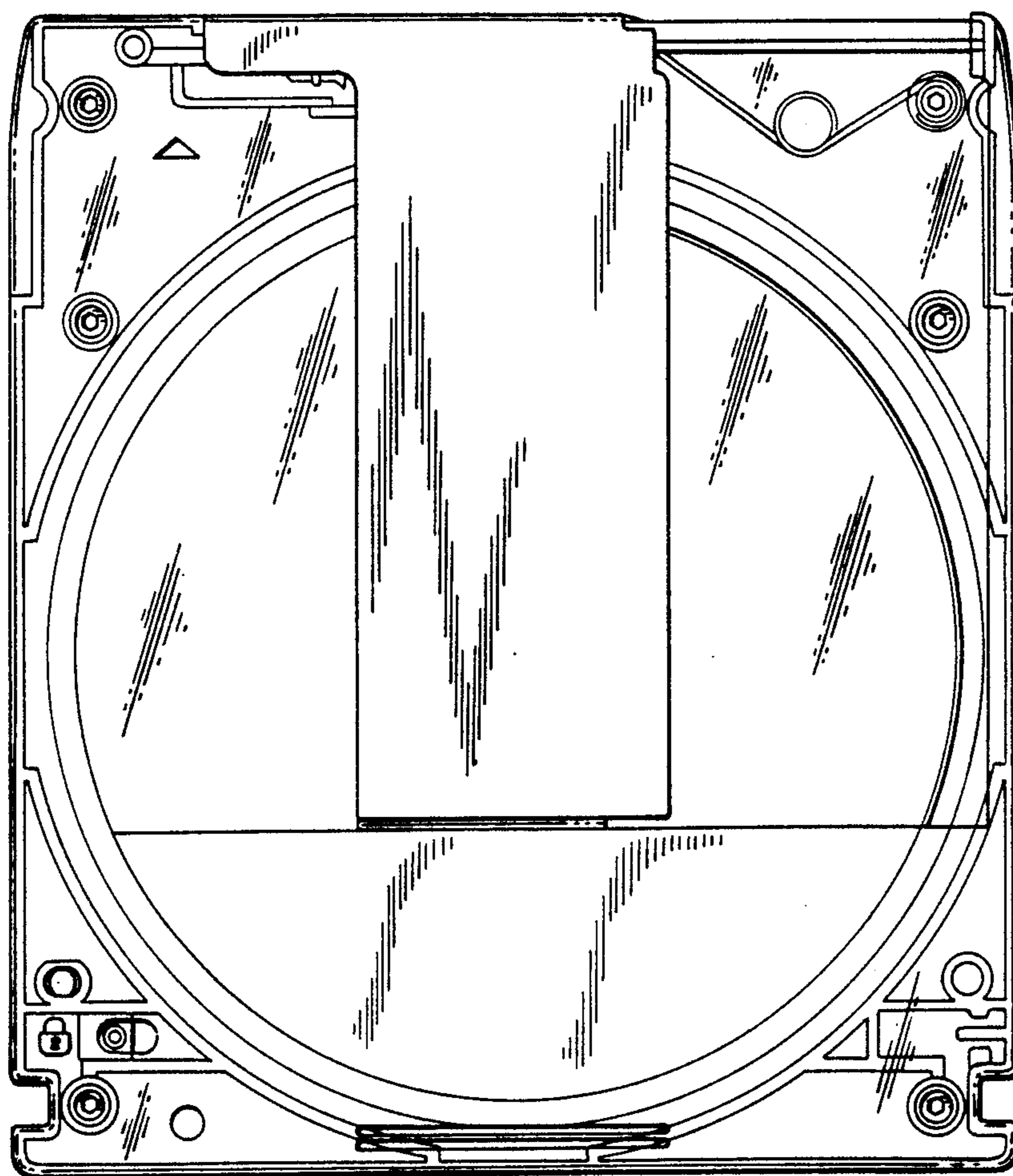


FIG. 1




FIG. 3




FIG. 2



FIG. 4

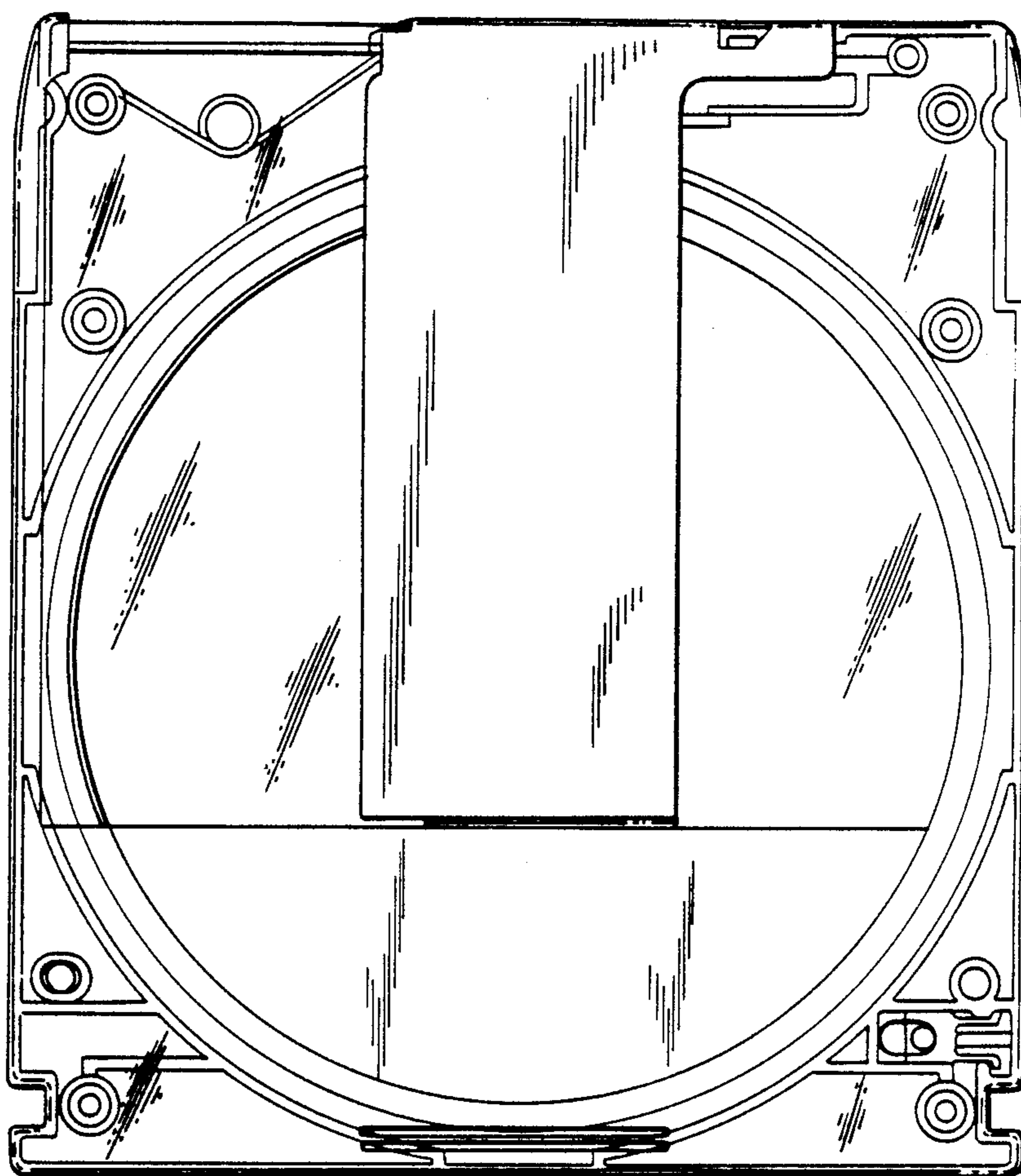


FIG. 5




FIG. 6

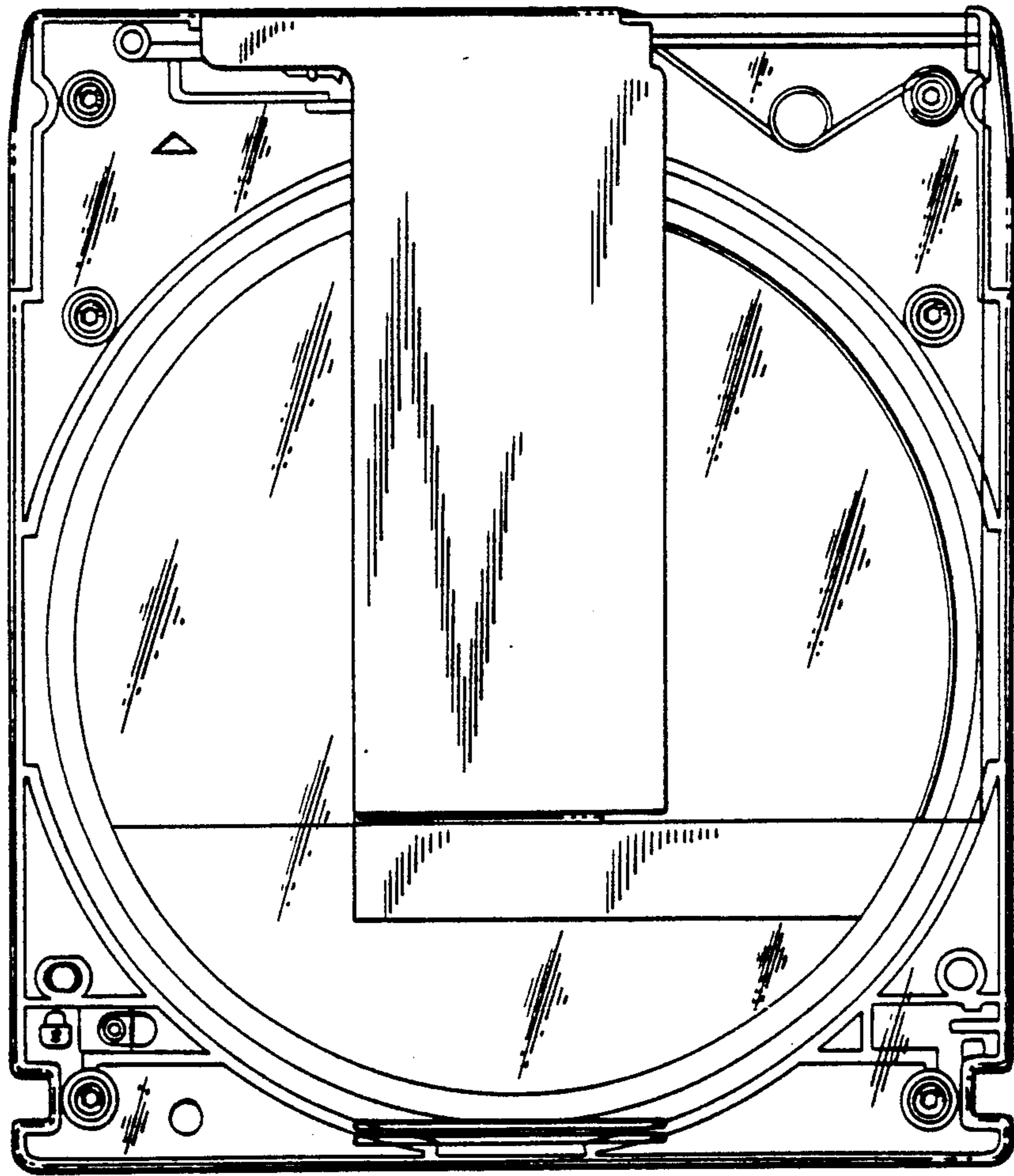


FIG. 7