

# United States Patent [19]

Molnar et al.

[11] Patent Number: Des. 312,233

[45] Date of Patent: \*\* Nov. 20, 1990

[54] TIRE  
[75] Inventors: Joseph F. Molnar, Wadsworth; Bill J. Wallet, Marshallville, both of Ohio  
[73] Assignee: Bridgestone/Firestone, Inc., Akron, Ohio  
[\*\*] Term: 14 Years  
[21] Appl. No.: 233,518  
[22] Filed: Aug. 18, 1988  
[52] U.S. Cl. .... D12/147  
[58] Field of Search ..... D12/146-151, D12/137, 138; 152/209 R, 209 B, 209 D

D. 292,081 9/1987 Kuroda ..... D12/146  
D. 292,085 9/1987 Hatakenaka ..... D12/147  
D. 294,339 2/1988 Brayer ..... D12/146  
D. 303,945 10/1989 Tsuda et al. .... D12/147  
4,702,292 10/1987 Brayer ..... 152/209 R

## OTHER PUBLICATIONS

Dean Starstream Radial, 1988 Tread Design Guide, p. 26, lower right-hand corner.

Primary Examiner—James M. Gandy  
Attorney, Agent, or Firm—Ernst H. Ruf

## [57] CLAIM

The ornamental design for a tire, as shown and described.

## DESCRIPTION

FIG. 1 is a perspective view of a tire embodying our design, it being understood that the tread pattern is repeated throughout the circumference of the tire, the opposite side being substantially the same as that shown. FIG. 2 is a front elevational view thereof. FIG. 3 is a side elevational view thereof.

## [56] References Cited

### U.S. PATENT DOCUMENTS

D. 271,756 12/1983 Gorez ..... D12/147  
D. 287,351 12/1986 Cain ..... D12/147  
D. 287,841 1/1987 Ono ..... D12/147  
D. 288,307 2/1987 Ono ..... D12/146  
D. 288,548 3/1987 Kojima et al. .... D12/147  
D. 291,792 9/1987 Clemens ..... D12/147

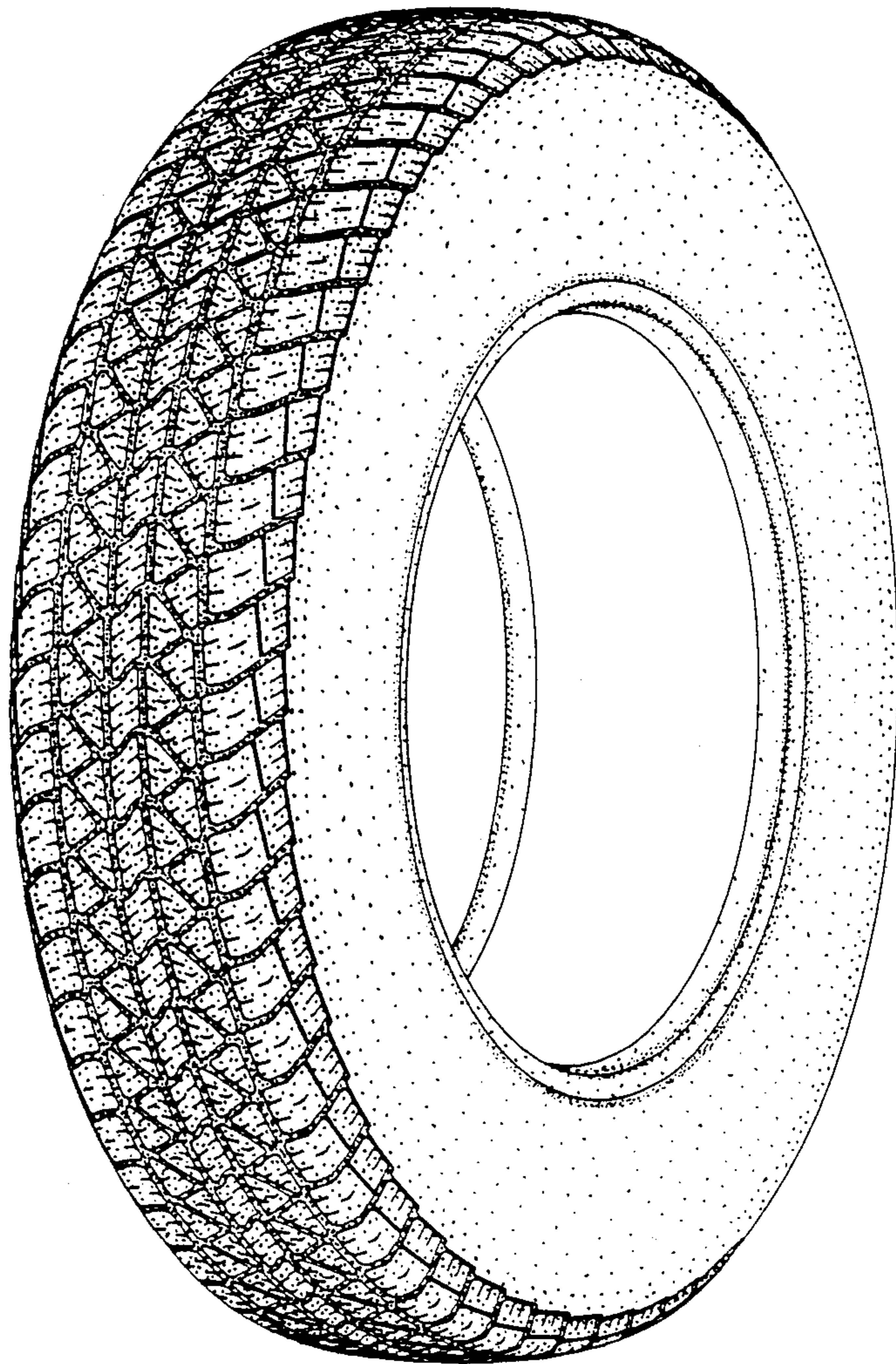


FIG. 1

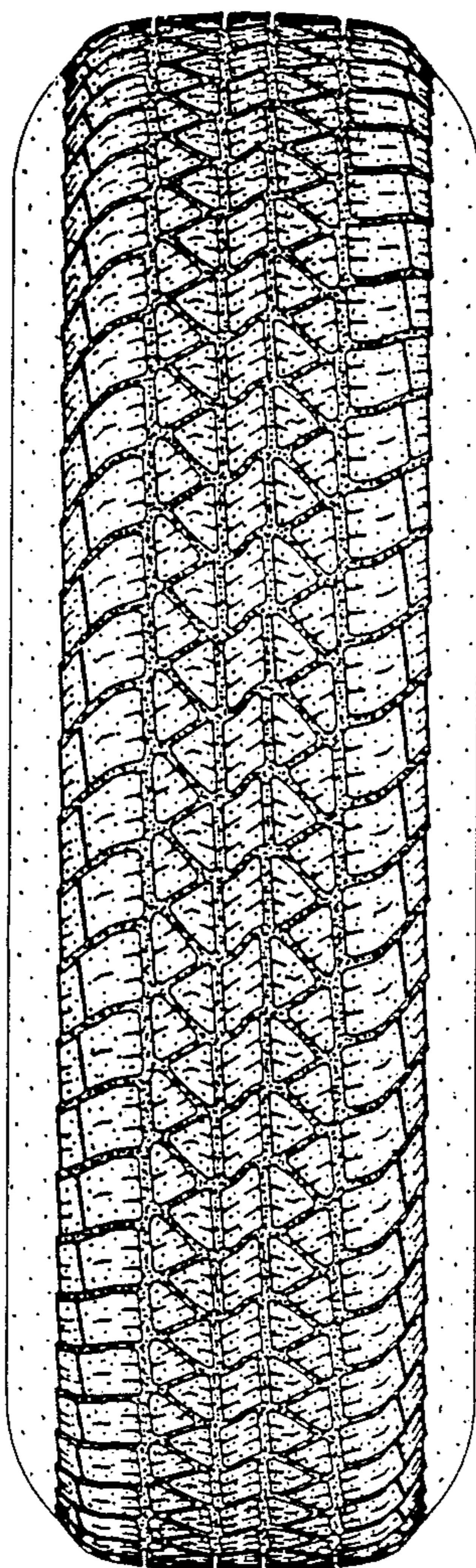


FIG. 2

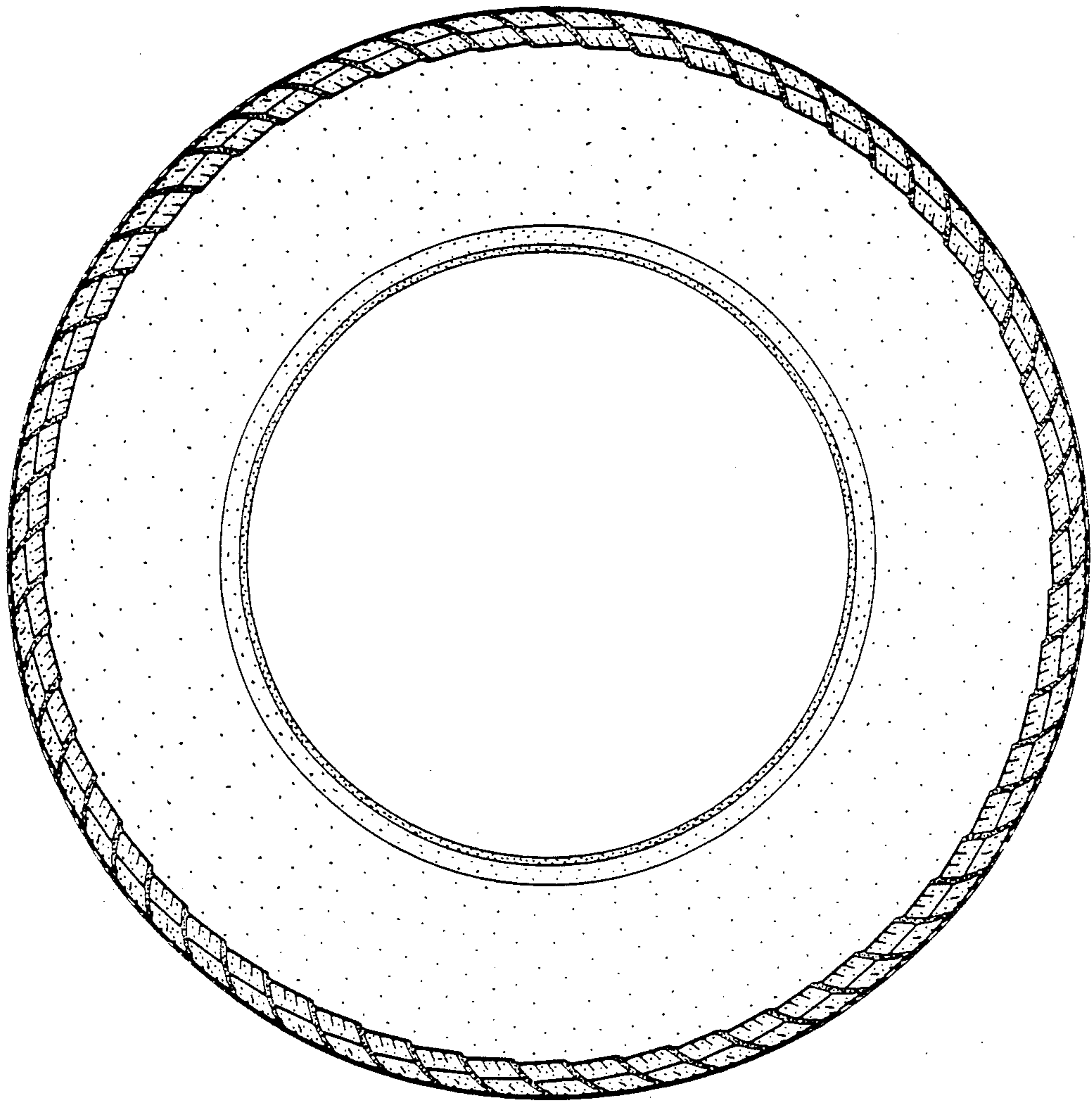


FIG. 3