

[54] TRAVEL ALARM CLOCK WITH FLASHLIGHT

2,576,476 11/1951 Peter 368/278
4,705,408 11/1987 Jordi 368/278

[75] Inventor: Ryoichi Kaneko, Tokyo, Japan

[73] Assignee: Seikosha Co., Ltd., Japan

[**] Term: 14 Years

[21] Appl. No.: 42,451

[22] Filed: Apr. 24, 1987

[30] Foreign Application Priority Data

Oct. 31, 1986 [JP] Japan 43242/86

[52] U.S. Cl. D10/5; D10/26; D10/28

[58] Field of Search D10/1, 2, 5, 14, 15, D10/17, 20-27, 30, 31, 37, 39, 40; D26/37, 38, 51, 54, 56; 362/157, 190, 191, 200, 201, 209, 253; 368/46, 48, 139, 244, 245, 278, 285

[56] References Cited

U.S. PATENT DOCUMENTS

- D. 47,870 9/1915 Koretzky D26/38
- D. 211,814 7/1968 Barlow D10/39
- D. 251,632 4/1979 Lievin D26/37
- D. 292,677 11/1987 Jordi D10/2
- D. 297,215 8/1988 Pavlovic D10/30
- 1,315,457 9/1919 Benedict D26/37 X

OTHER PUBLICATIONS

Hong Kong Enterprise, 9-84, p. 305, Flashlight/clock, bottom center of left grouping.

Primary Examiner—Nelson C. Holtje
Assistant Examiner—Gary D. Watson
Attorney, Agent, or Firm—Bruce L. Adams; Van C. Wilks

[57] CLAIM

The ornamental design for a travel alarm clock with flashlight, as shown and described.

DESCRIPTION

FIG. 1 is a front elevational view of a travel alarm clock with flashlight showing my new design;
FIG. 2 is a rear elevational view thereof;
FIG. 3 is a right side elevational view thereof;
FIG. 4 is a left side elevational view thereof;
FIG. 5 is a top plan view thereof;
FIG. 6 is a bottom plan view thereof;
FIG. 7 is a top plan view thereof with the stand opened; and
FIG. 8 is a right side elevational view thereof with the stand opened.




FIG. 1

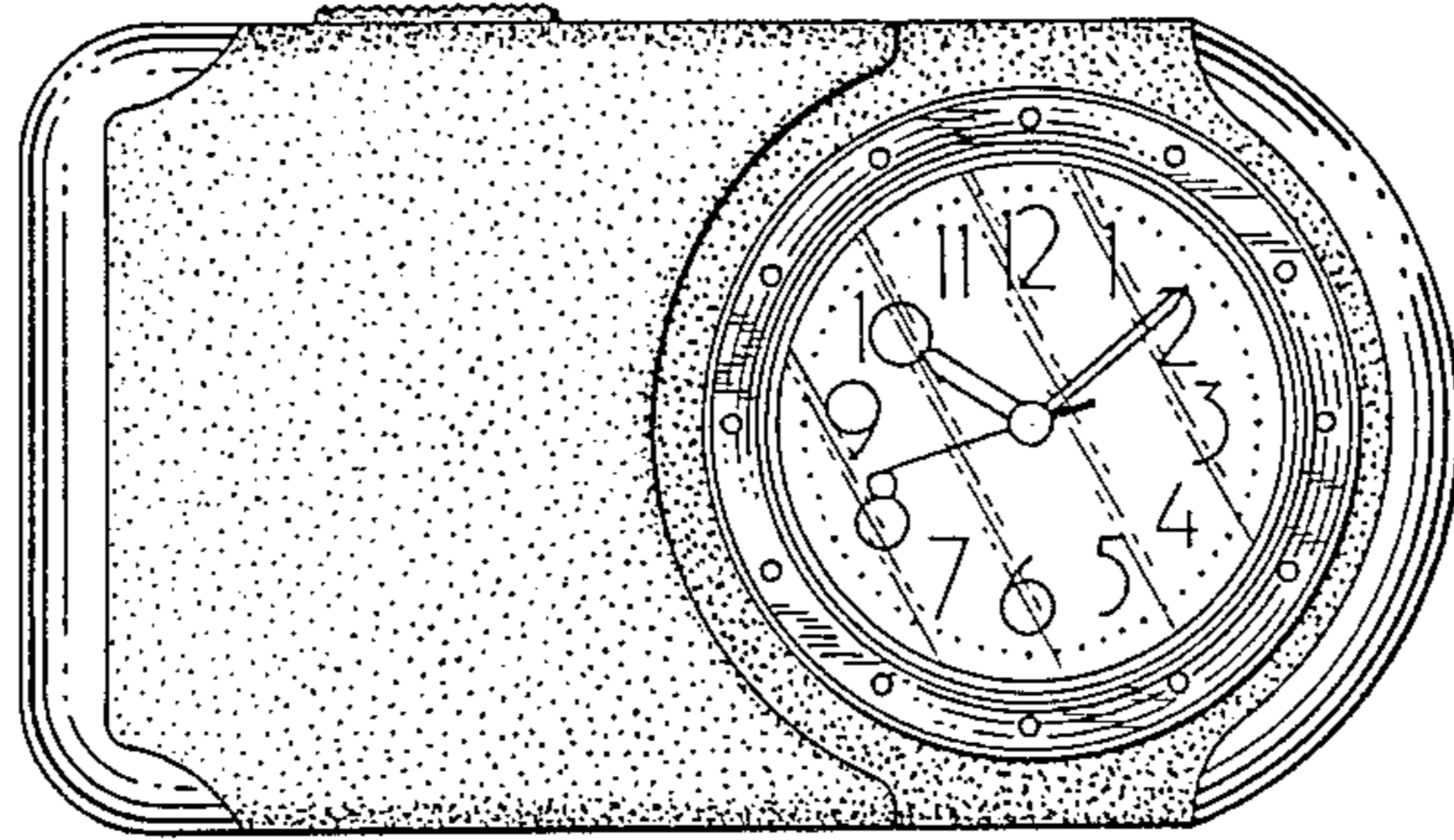


FIG. 3




FIG. 2

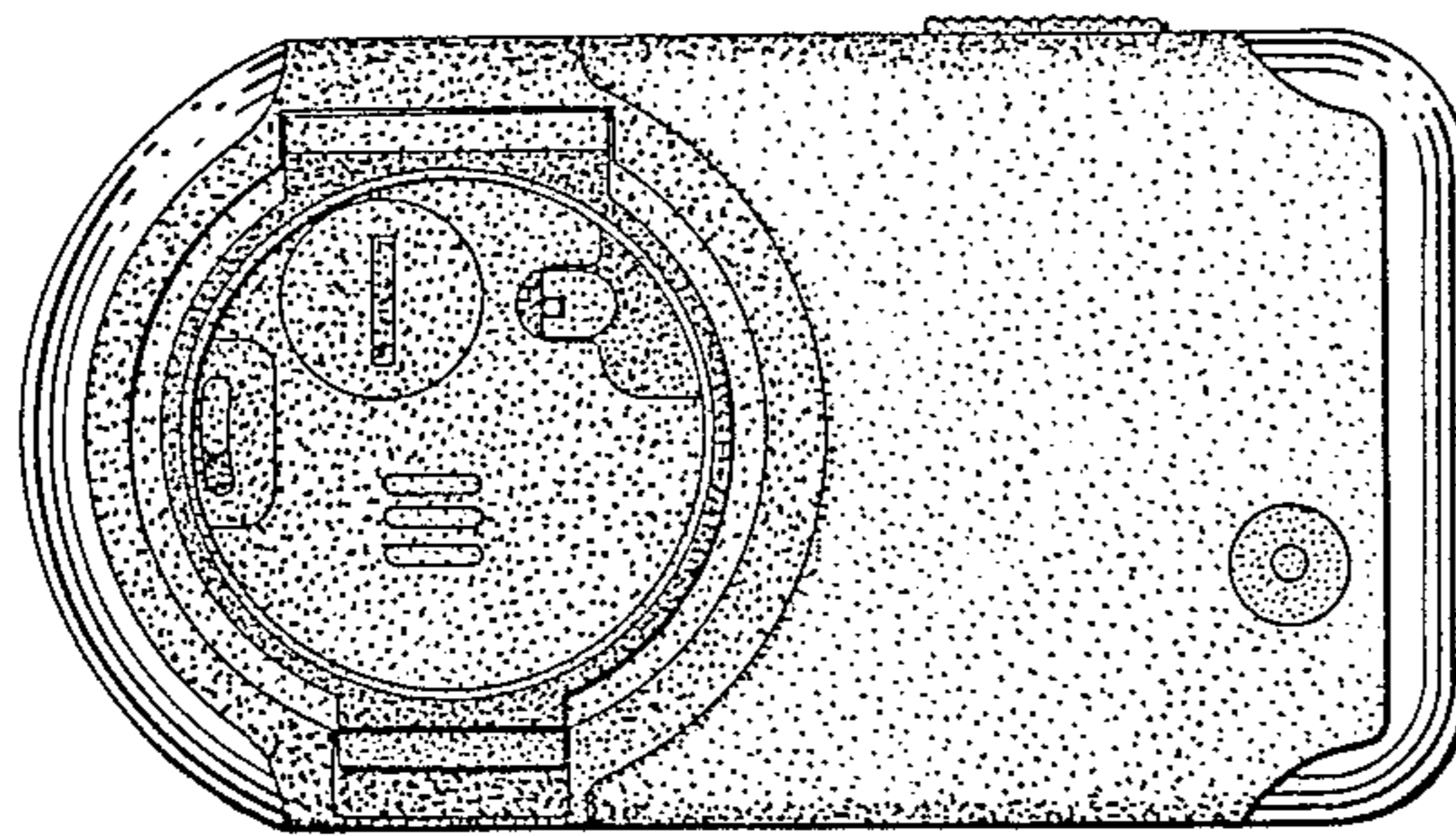


FIG. 4


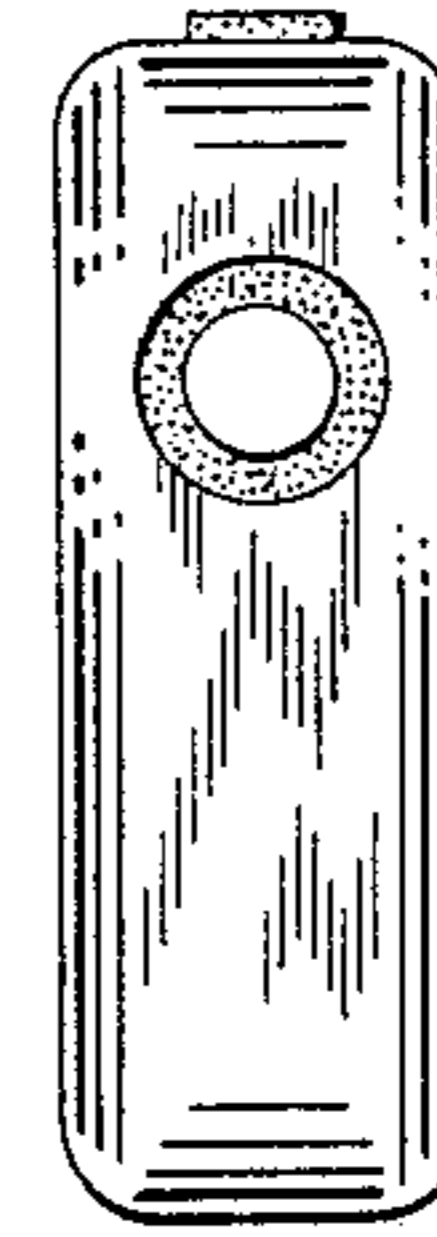


FIG. 5

FIG. 6




FIG. 7

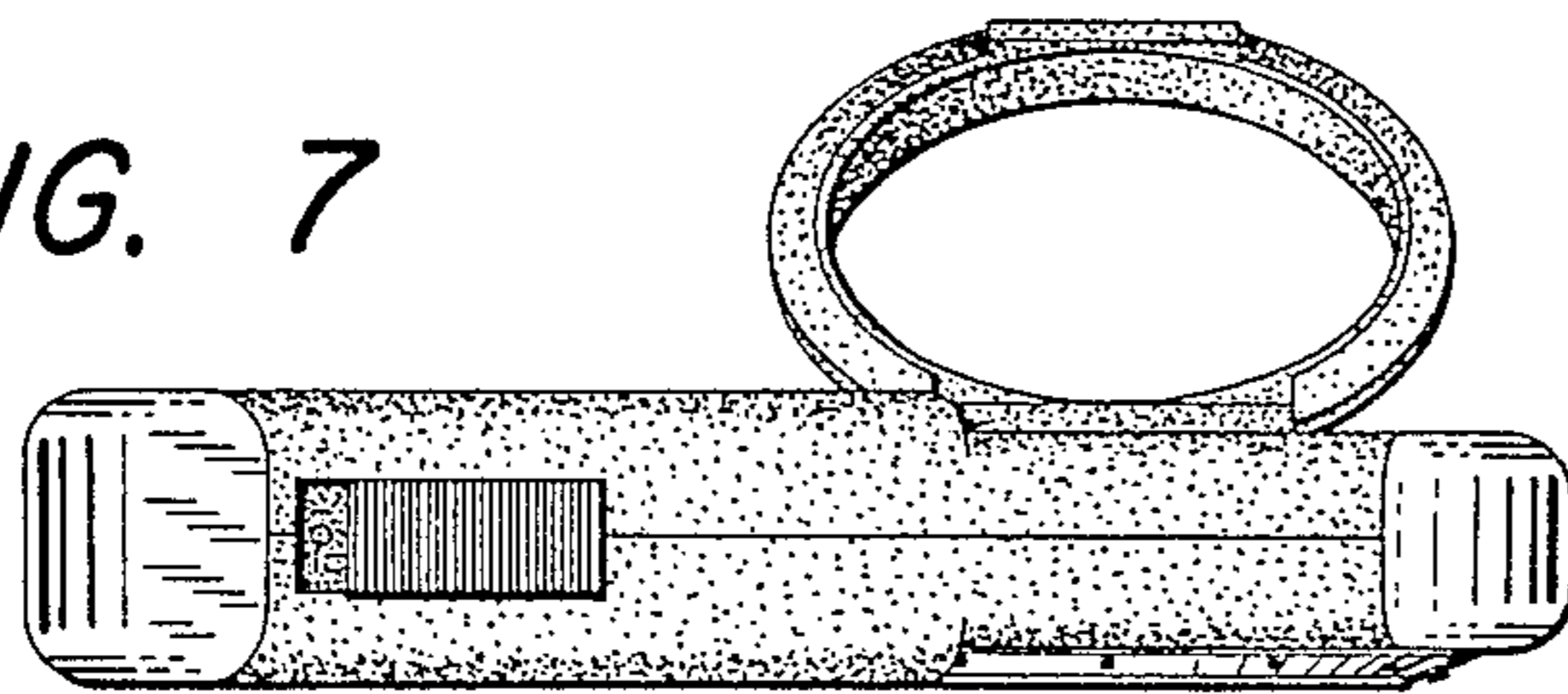


FIG. 8

