

[54] **HAND-HELD PORT TESTER FOR DATA-PROCESSING SYSTEMS**
[75] Inventor: **David W. Hill, Rochester, Minn.**
[73] Assignee: **International Business Machines Corporation, Armonk, N.Y.**
[**] Term: **14 Years**
[21] Appl. No.: **169,806**
[22] Filed: **Mar. 17, 1988**
[52] U.S. Cl. **D10/78; D10/46; D10/81**
[58] Field of Search **D10/46, 60, 75, 76, D10/77, 78, 79, 80, 81; 324/75.1, 158 R, 158 F, 158 P, 156, 210, 211, 212, 510, 511, 538, 555; 364/424.03, 424.04, 550, 557, 570, 579, 580, 708, 410, 237.9; 371/15.1**

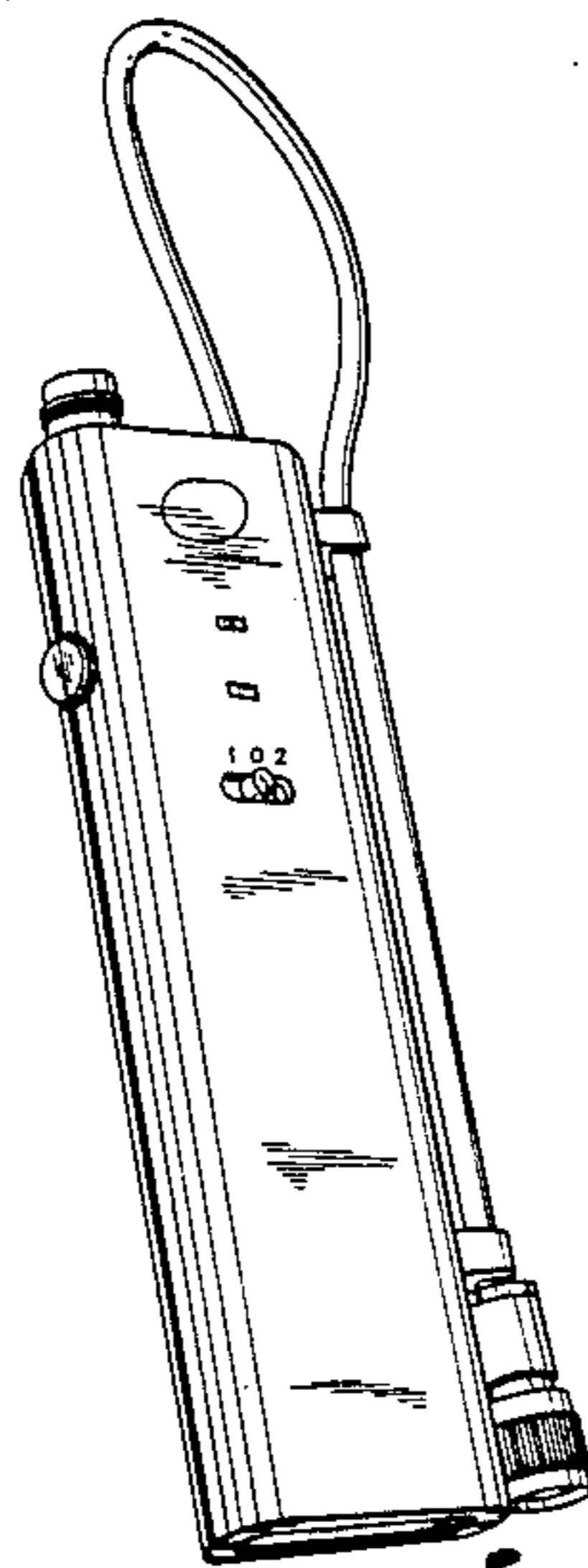
[56] **References Cited**
U.S. PATENT DOCUMENTS
D. 260,618 9/1981 Koslar D10/78
D. 298,110 10/1988 Kawano D10/81 X
4,577,149 3/1986 Zloinden 364/557 X

4,620,282 10/1986 Shelley 364/580 X
4,701,870 10/1987 Magi et al. 364/580
4,716,519 12/1987 Locke, Jr. et al. 371/15.1 X
4,716,520 12/1987 Locke, Jr. et al. 364/580 X
4,802,092 1/1989 Harte 364/580 X

Primary Examiner—Nelson C. Holtje
Assistant Examiner—Antoine D. Davis
Attorney, Agent, or Firm—J. Michael Anglin; Roy W. Truelson

[57] **CLAIM**
The ornamental design for a hand-held port tester for data-processing systems, as shown and described.

DESCRIPTION
FIG. 1 is a bottom, front, and left side perspective view of a hand-held port tester for data-processing systems showing my new design;
FIG. 2 is a rear elevational view;
FIG. 3 is a bottom plan view;
FIG. 4 is a top plan view; and
FIG. 5 is a right side elevational view thereof.
The cable has been omitted from FIGS. 4 and 5 for ease of illustration.



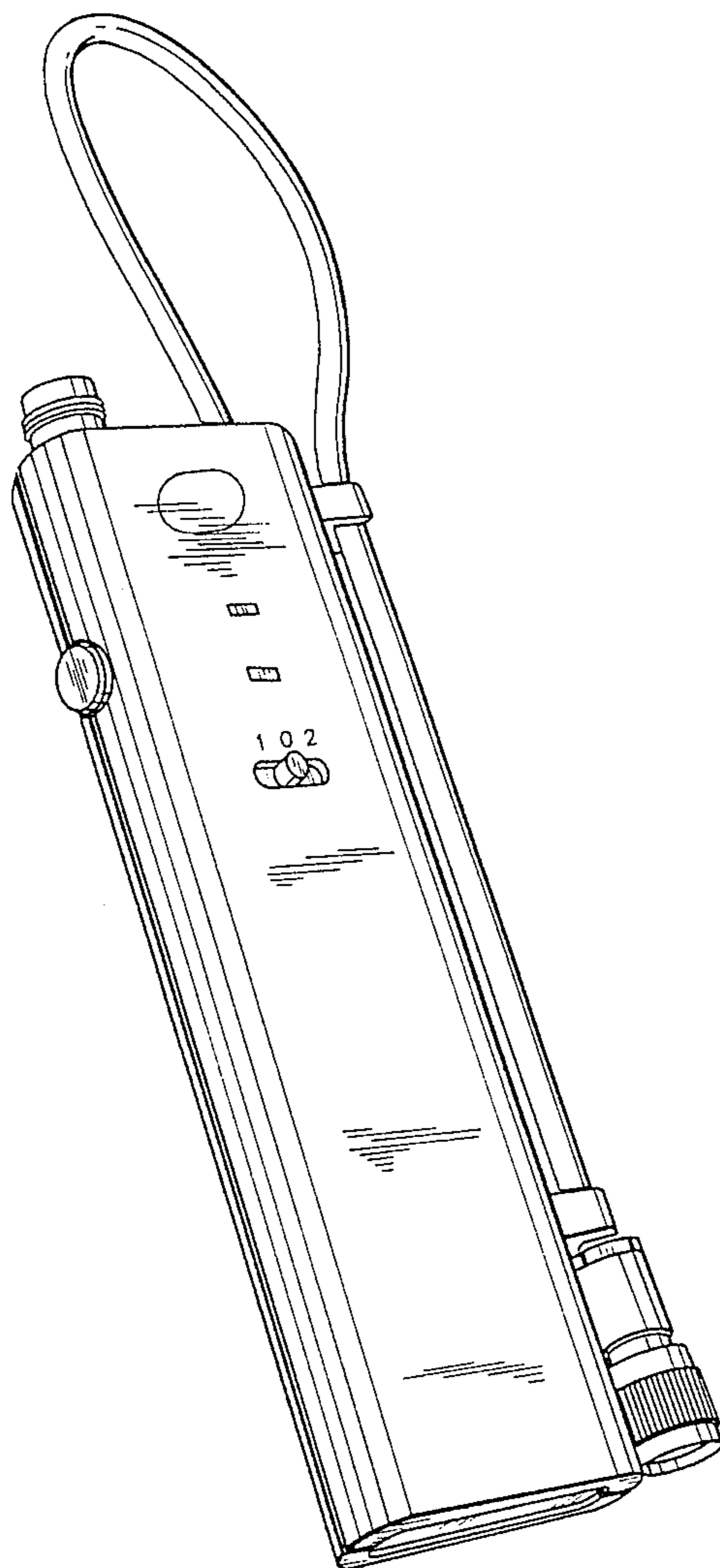


FIG. 1

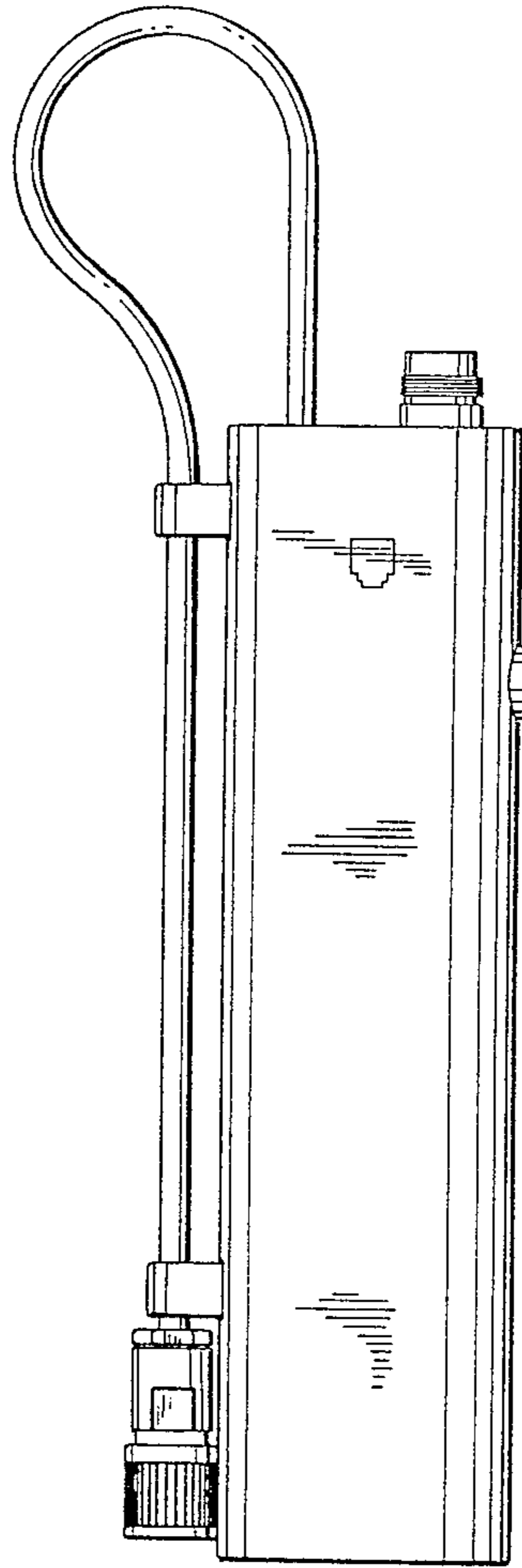


FIG. 2

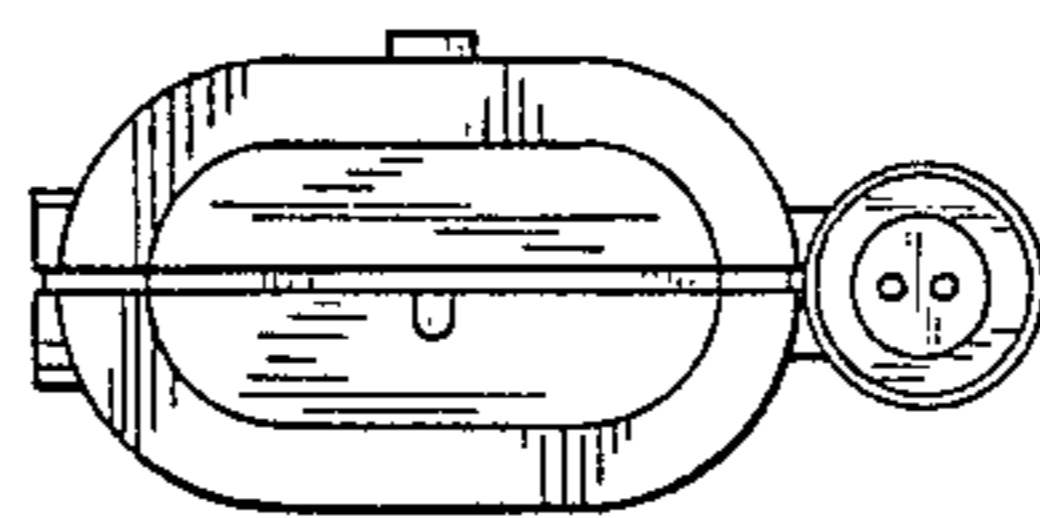


FIG. 3

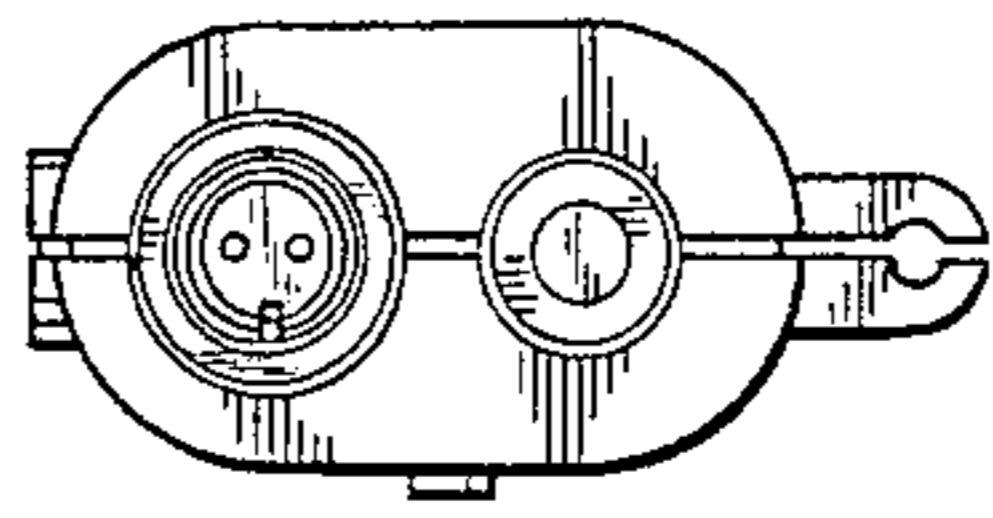


FIG. 4

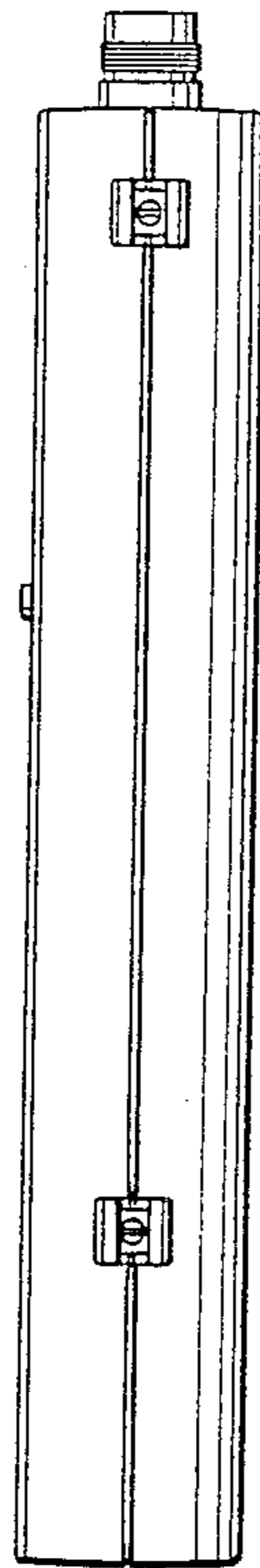


FIG. 5