

[54] DISPENSING VIAL OR THE LIKE

[75] Inventors: James D. Morrow, Oak Park; Michael J. Scola, Elk Grove Village, both of Ill.

[73] Assignee: Becton, Dickinson and Company, Franklin Lakes, N.J.

[\*\*] Term: 14 Years

[21] Appl. No.: 261,284

[22] Filed: Oct. 21, 1988

[52] U.S. Cl. .... D9/371; D9/302; D9/406; D9/443; D24/63

[58] Field of Search ..... D9/302, 305, 306, 367, D9/370, 371, 377, 392, 394, 396, 403-413, 435, 439, 442, 443; D24/63, 56, 58; 222/107; 215/1 R, 1 C, DIG. 3; 206/277, 528, 828, 530

[56] References Cited

U.S. PATENT DOCUMENTS

- D. 212,150 9/1968 Caliman ..... D9/302 X
- D. 237,942 12/1975 Welker ..... D9/371

- D. 248,732 8/1978 Vollmar ..... D9/302
- D. 255,492 6/1980 Meierhoefer ..... D24/56
- D. 258,534 3/1981 Nagel ..... D9/371 X
- D. 262,942 2/1982 Di Pisa ..... D9/302
- D. 282,348 1/1986 Federighi ..... D9/341
- D. 288,006 1/1987 Bergstrom et al. .... D24/63
- D. 289,200 4/1987 Newell ..... D24/56
- D. 296,869 7/1988 Bauwens ..... D9/302


Primary Examiner—Melvin B. Feifer  
Assistant Examiner—Lucy Lieberman  
Attorney, Agent, or Firm—John L. Voellmicke

[57] CLAIM

The ornamental design for a dispensing vial or the like, as shown and described.

DESCRIPTION

FIG. 1 is a front elevational view of a dispensing vial or the like showing our new design; FIG. 2 is a top plan view thereof; FIG. 3 is a left side elevation thereof; FIG. 4 is a right side elevation thereof; FIG. 5 is a bottom plan view thereof; and FIG. 6 is a rear elevation thereof.



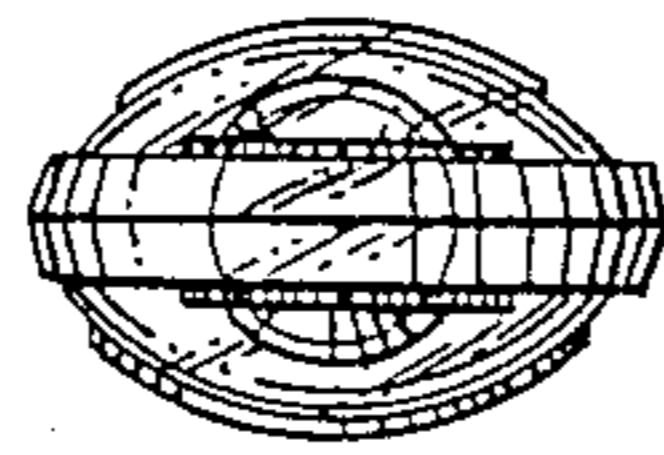


FIG. 2

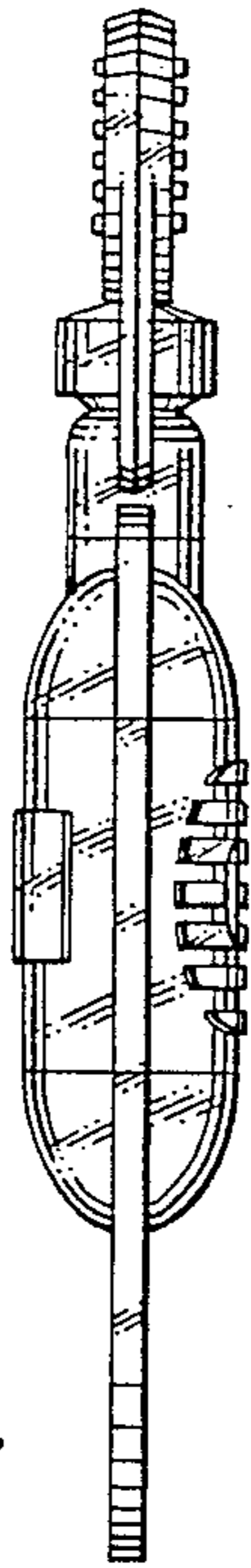


FIG. 3

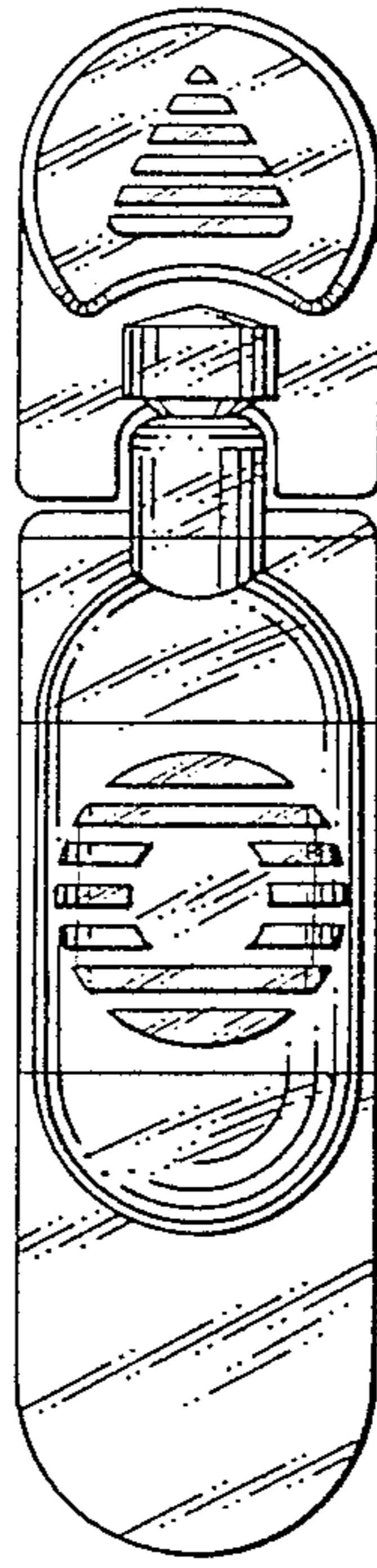


FIG. 1




FIG. 4

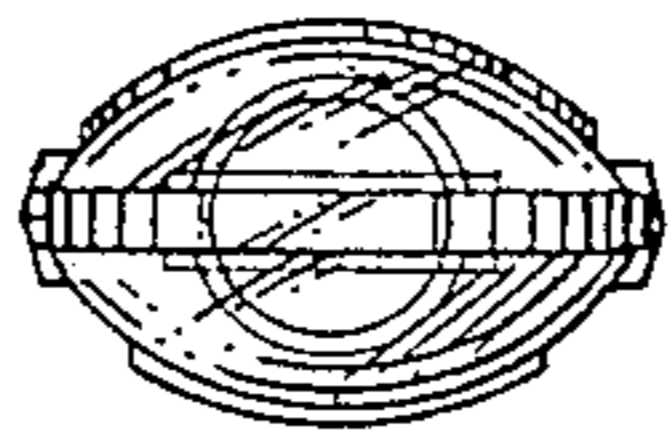


FIG. 5

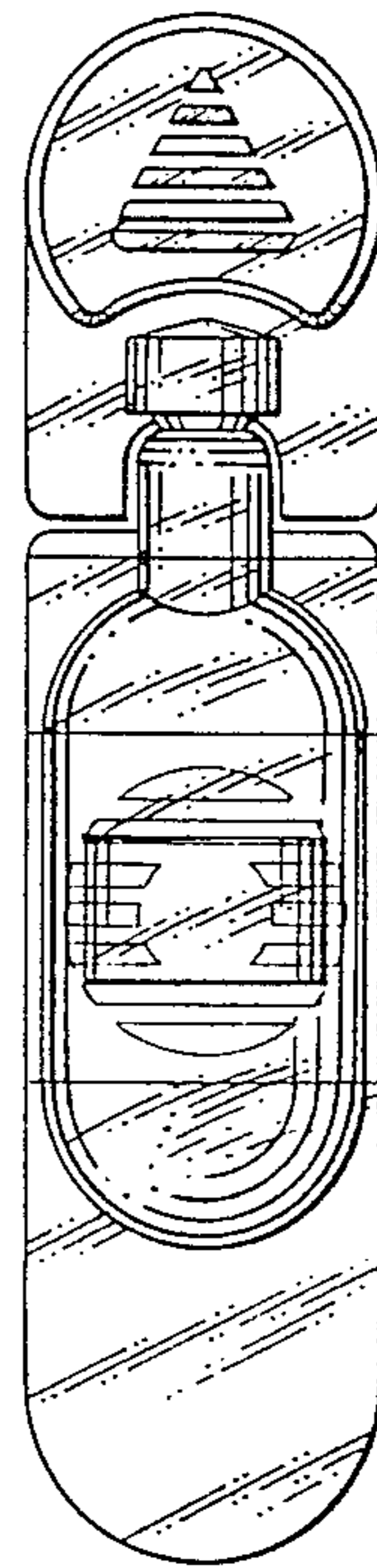


FIG. 6