

[54] **KITCHEN HOUSEHOLD TOOL**
 [76] **Inventor: Norman E. McMiller, 1401 Edgemount, Indianapolis, Ind. 46208**
 [**] **Term: 14 Years**
 [21] **Appl. No.: 138,673**
 [22] **Filed: Dec. 28, 1987**
 [52] **U.S. Cl. D7/682; D7/368; D7/694; D8/14; D8/34**
 [58] **Field of Search D8/14, 52-56, D8/98; 81/415, 416, 417, 418, 427.5, 3.4, 3.44; 30/306, 307, 319; D7/368, 682, 694; 7/151**

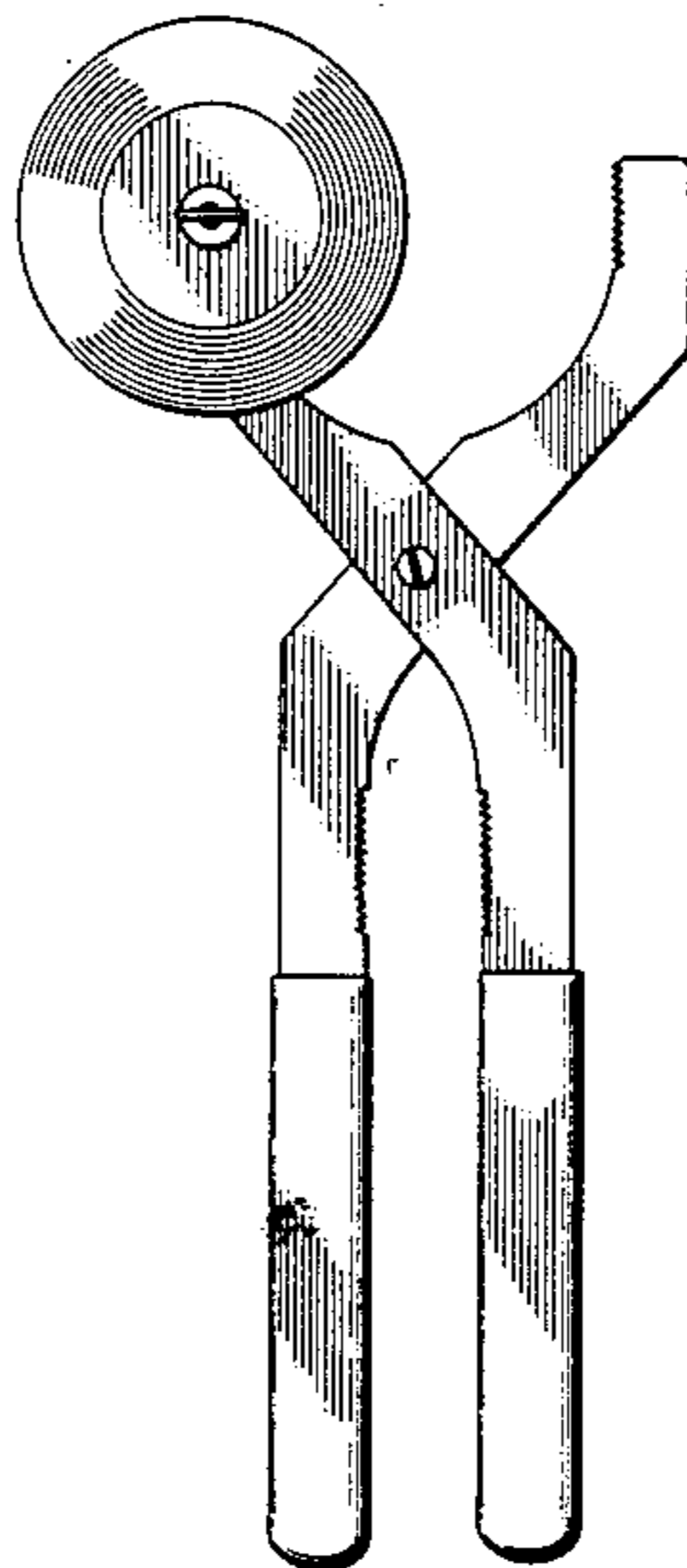
529,488 11/1894 Gile 7/131
 1,176,604 3/1916 Sanders 81/311
 1,204,009 11/1916 Goodwin D7/694 X
 1,481,517 1/1924 Kurz 81/415
 1,530,279 3/1925 Mimemau D7/694 X
 2,057,201 10/1936 McCluskey 81/427.5
 2,430,544 11/1947 Walker 81/303
 3,174,223 3/1965 Gerson D7/694 X

Primary Examiner—Bruce W. Dunkins
Assistant Examiner—Martha Thompson
Attorney, Agent, or Firm—Robert A. Spray

[56] **References Cited**
U.S. PATENT DOCUMENTS
 45,635 12/1864 Reynolds 7/109
 D. 94,945 3/1935 Burdge D7/682
 126,544 5/1872 Heaton 81/311
 D. 151,049 9/1948 Kilgore D7/694 X
 D. 223,170 3/1972 Comos D7/694
 354,313 12/1886 Galloway 81/304

[57] **CLAIM**
 The ornamental design for the kitchen household tool, as shown and described.

DESCRIPTION
 FIG. 1 is a front elevational view of the kitchen household tool showing my new design;
 FIG. 2 is a side elevational view thereof;
 FIG. 3 is a bottom plan view thereof;
 FIG. 4 is a rear elevational view thereof;
 FIG. 5 is an opposite side elevational view thereof; and
 FIG. 6 is a top plan view thereof.



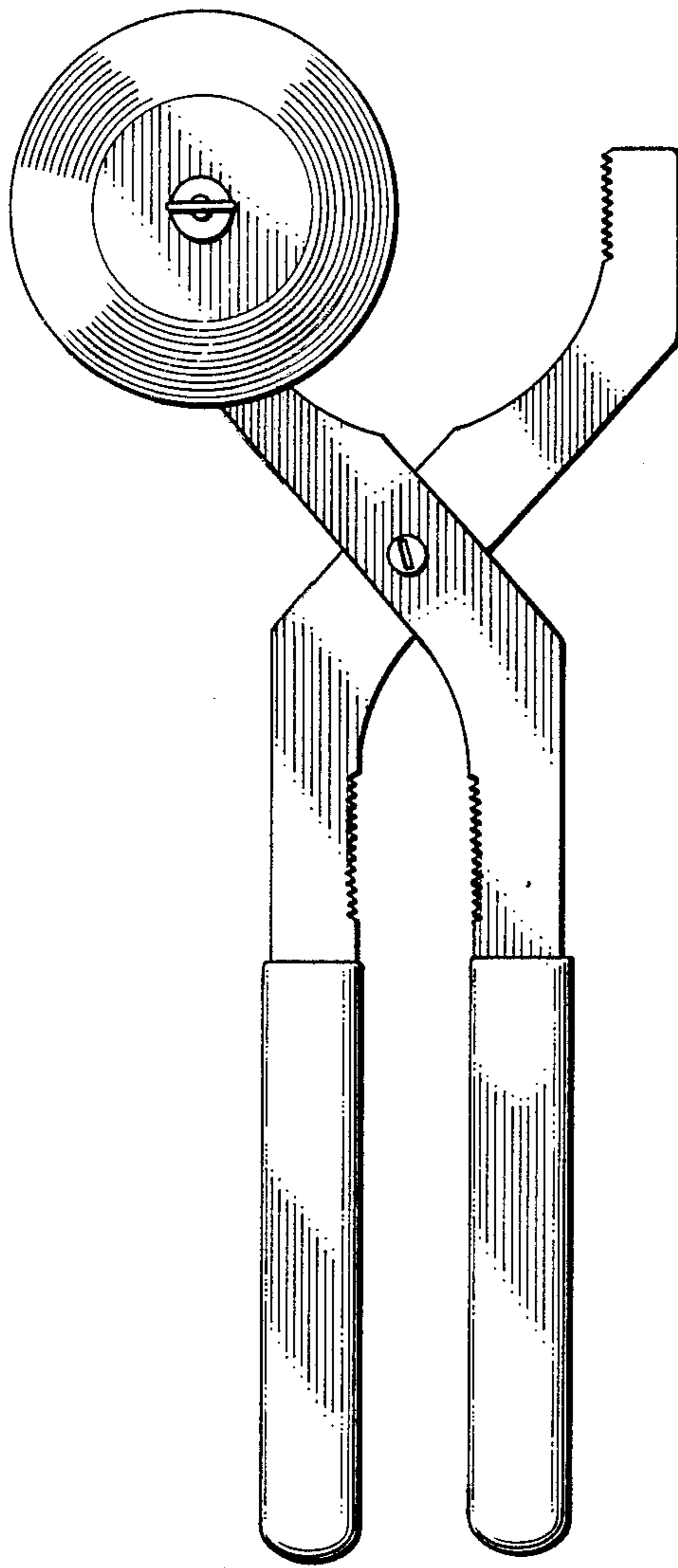


FIG. 1




FIG. 2

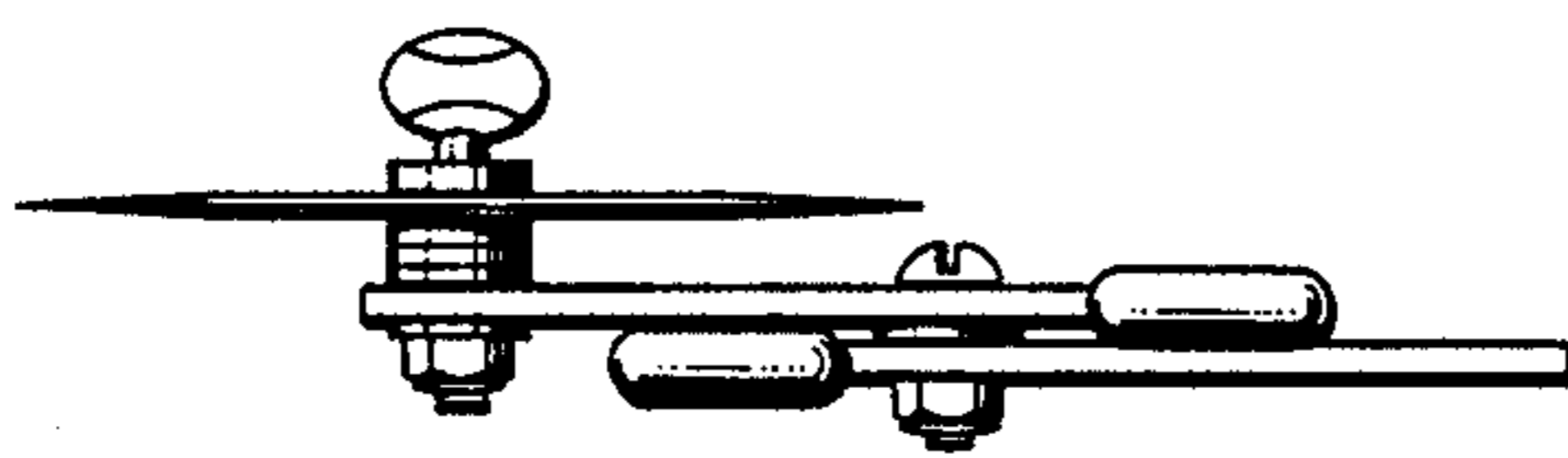


FIG. 3

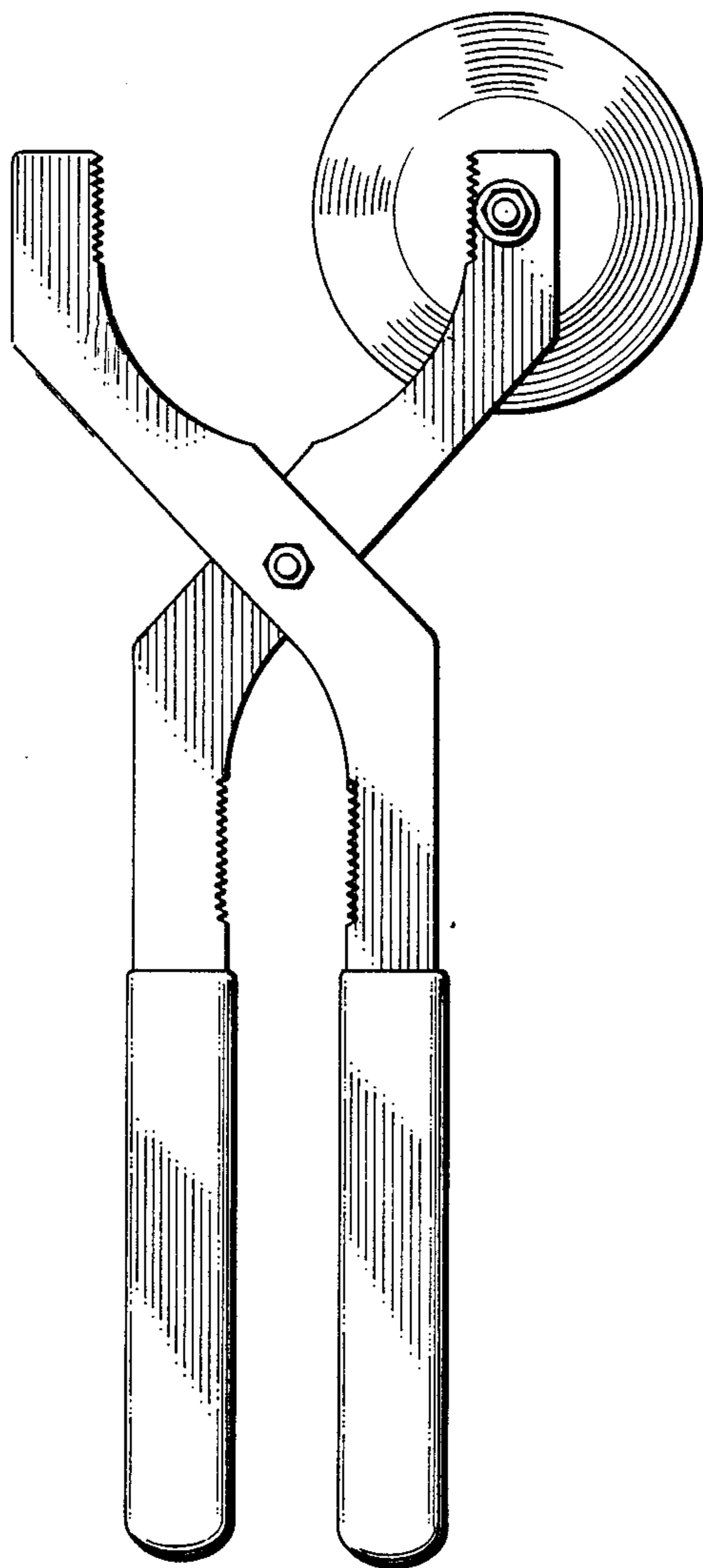


FIG. 4

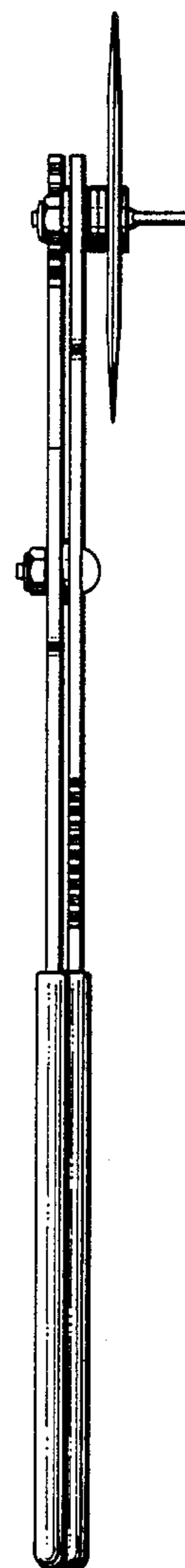


FIG. 5

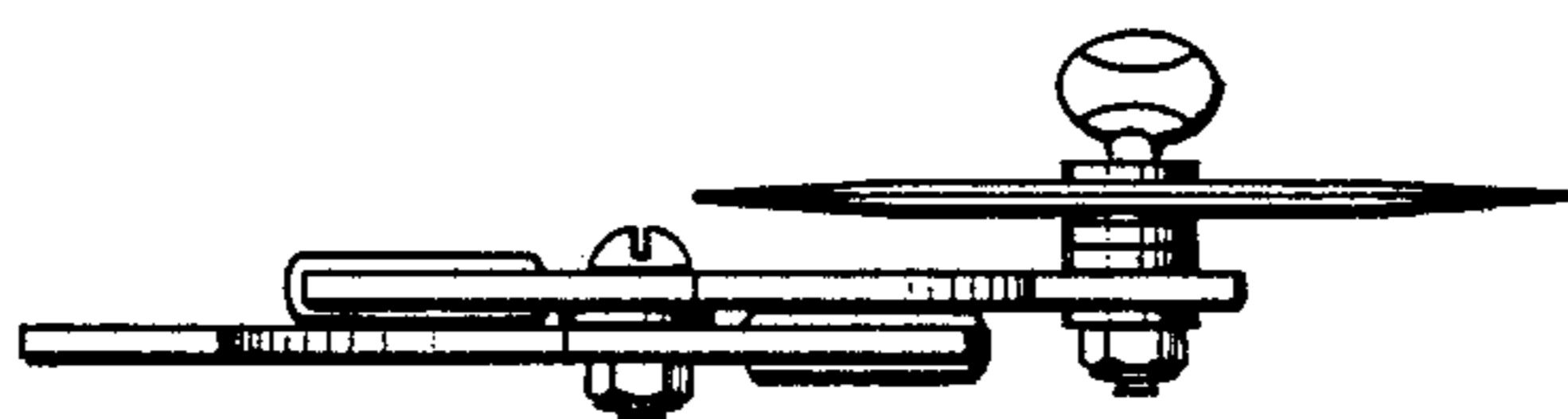


FIG. 6