

[54] SOAP DISPENSER CASING

4,105,146 8/1978 Broillard 222/181
4,130,224 12/1978 Norman et al. 222/185

[75] Inventors: Raymond F. De Luca, Stamford, Conn.; Eric S. Seger, Wantagh, N.Y.

Primary Examiner—Wallace R. Burke
Assistant Examiner—Brian N. Vinson
Attorney, Agent, or Firm—Banner, Birch, McKie & Beckett

[73] Assignee: Georgia-Pacific Corporation, Atlanta, Ga.

[**] Term: 14 Years

[57] CLAIM

[21] Appl. No.: 385,788

The ornamental design for a soap dispenser casing, as shown and described.

[22] Filed: Jul. 27, 1989

DESCRIPTION

[52] U.S. Cl. D6/545; D6/542

[58] Field of Search D6/512, 515, 517, 522, D6/542, 545; 221/282; 222/173, 180-181, 183-184, 185, 372, 379, 382-383

FIG. 1 is a top, front, and right side perspective view of a soap dispenser casing showing our new design; FIG. 2 is a front elevational view thereof; FIG. 3 is a left side elevational view thereof, the right side being a mirror image of that shown; FIG. 4 is a top plan view thereof; and FIG. 5 is a bottom plan view thereof.

[56] References Cited

U.S. PATENT DOCUMENTS

D. 271,450	11/1983	Kleman	D6/542
D. 274,024	5/1984	Vignot	D6/545
D. 285,272	8/1986	Bunschoten et al.	D6/545
D. 299,399	1/1989	Lippman	D6/545
D. 300,193	3/1989	Vignot	D6/542
3,459,343	8/1969	Rasmussen	222/185

The rear is plain and unornamented and the broken-line portions of the dispenser are for illustrative purposes only and form no part of the claimed design. Other components of the encased dispenser are shown in phantom lines in FIGS. 1 through 5.

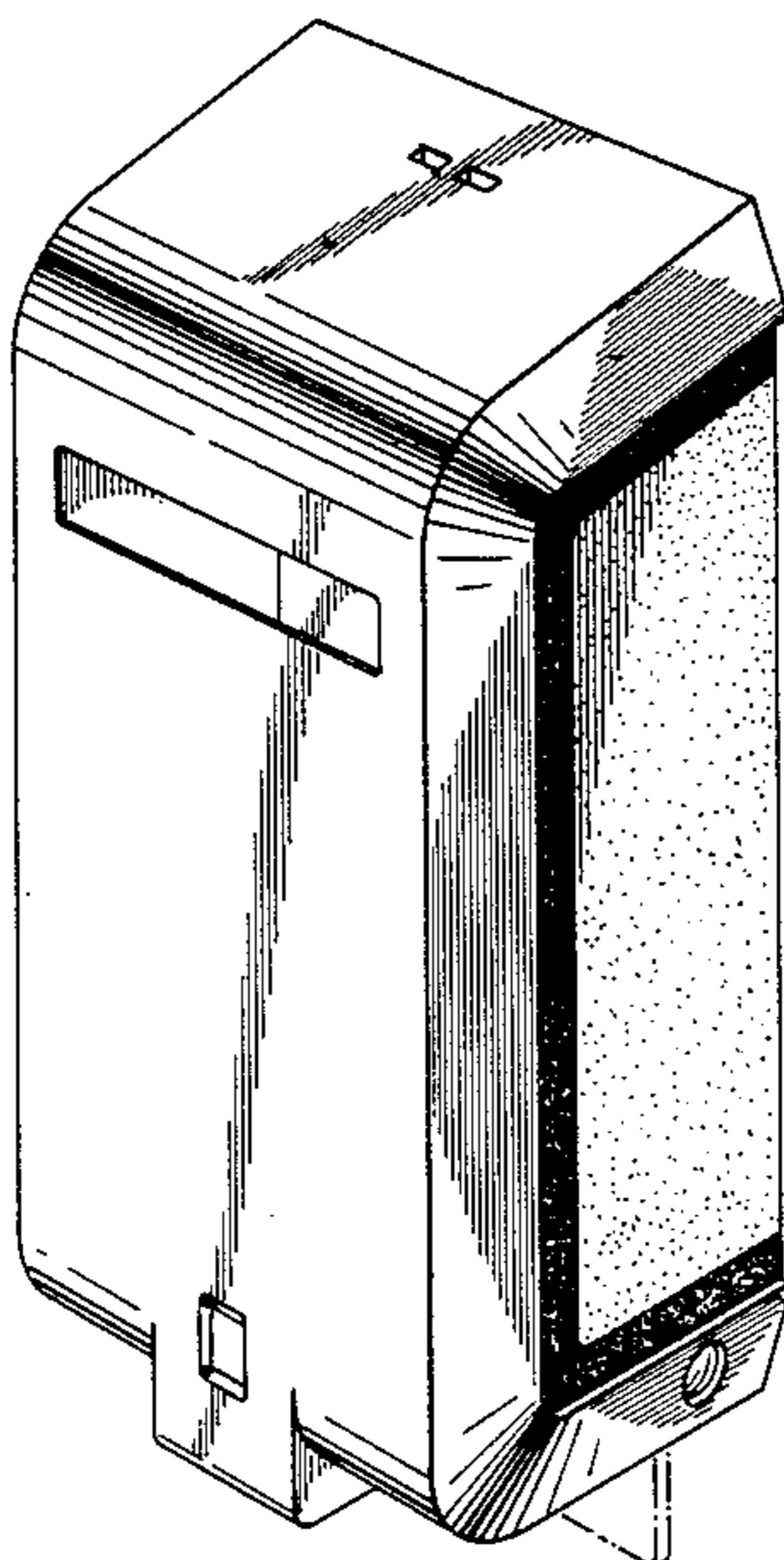


FIG. 2

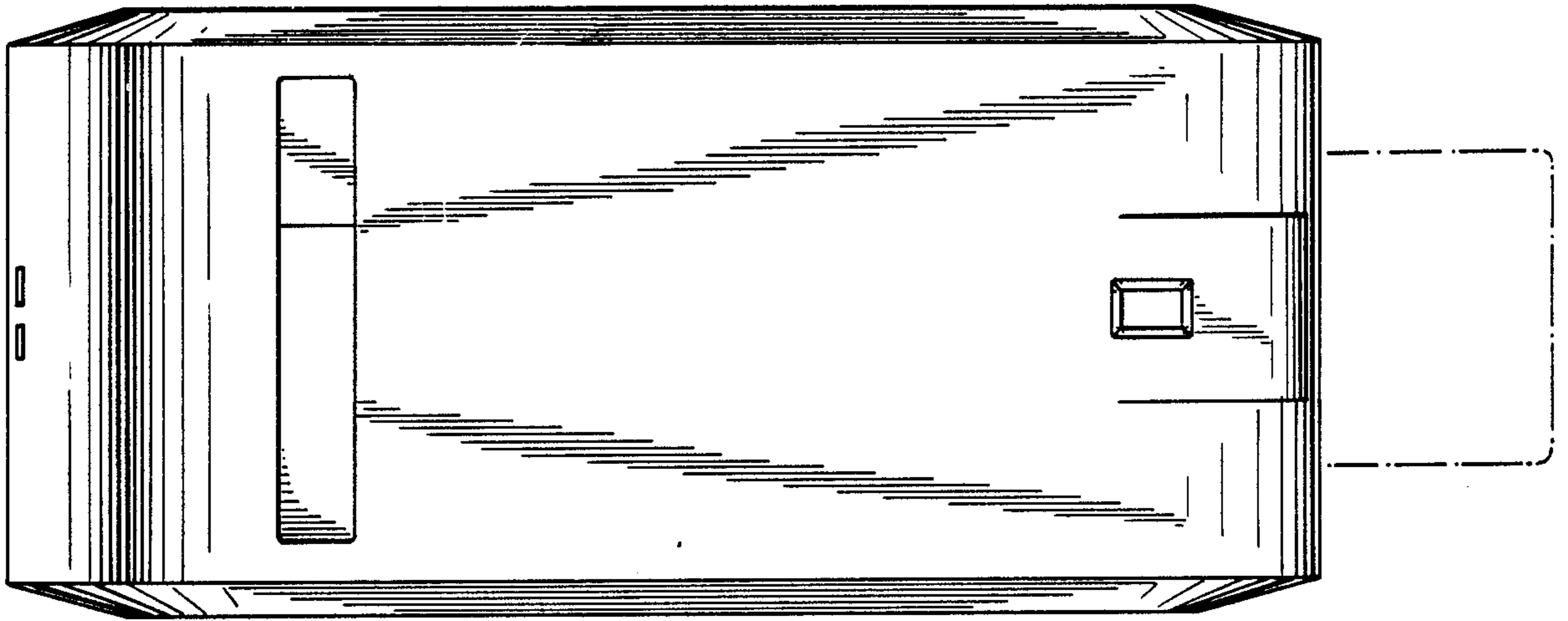


FIG. 1

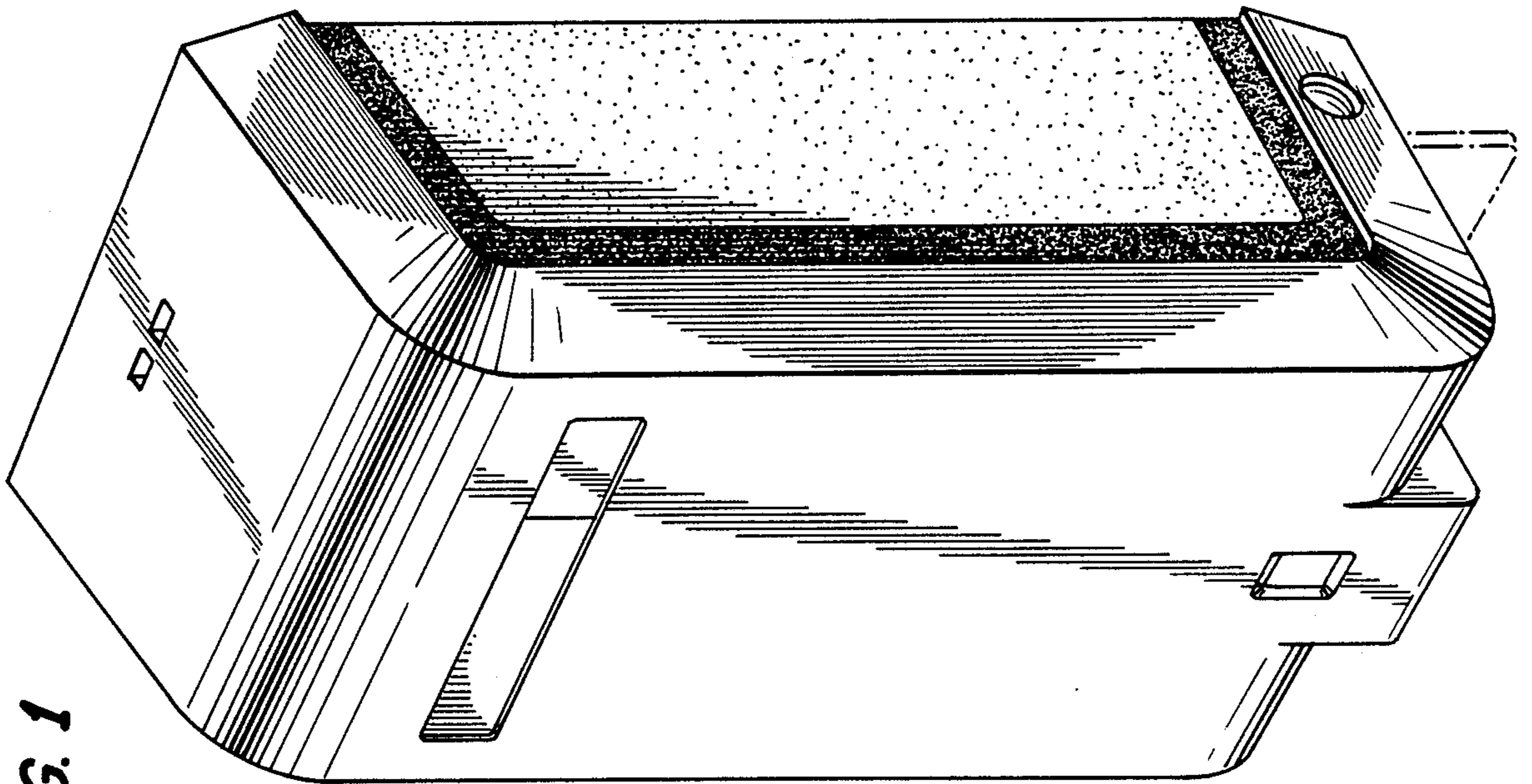


FIG. 4




FIG. 5

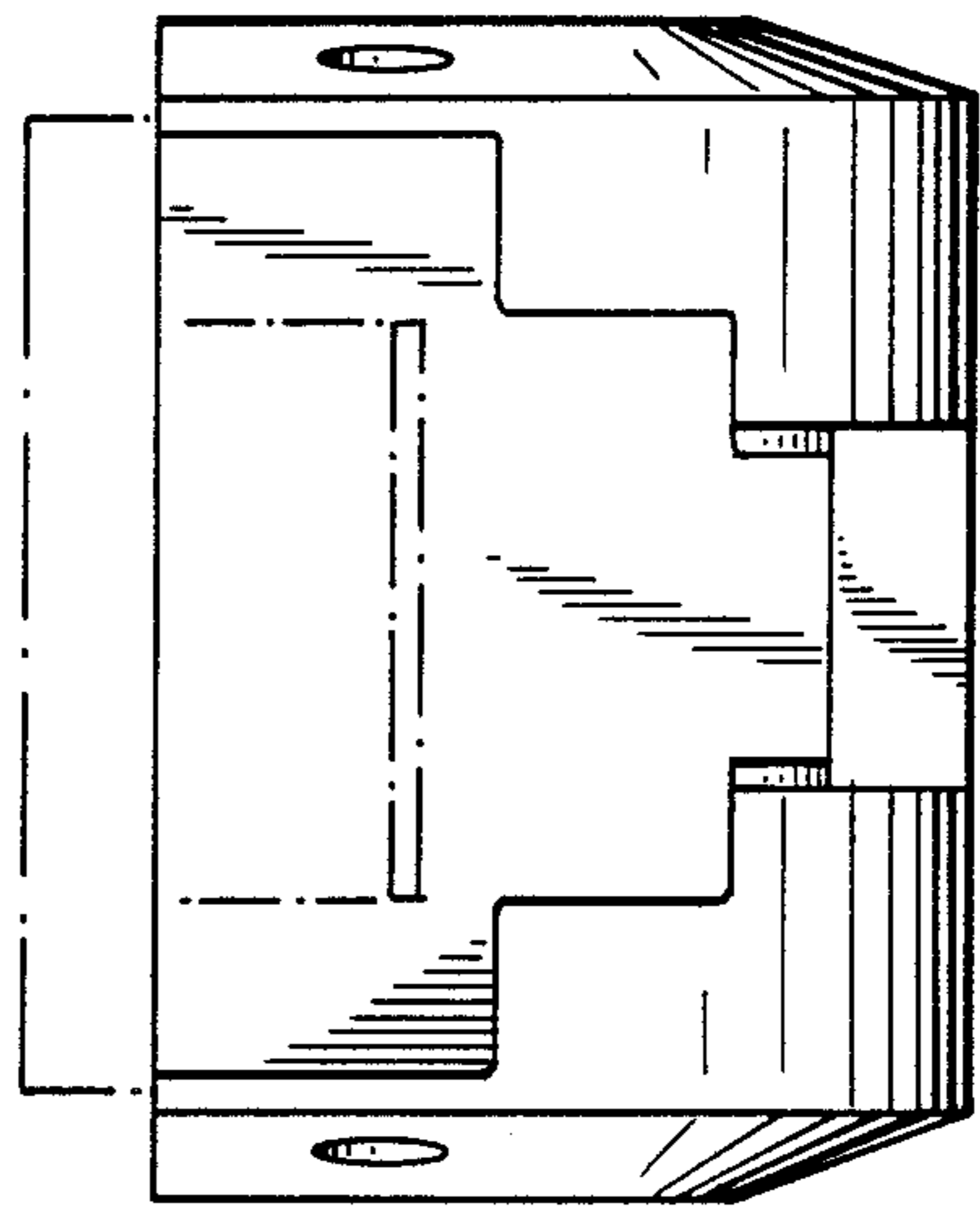


FIG. 3

