

[54] **GOLF CLUB HOLSTER**

[76] **Inventor:** Edward W. Carman, Rte. 1, Box 518  
Garden Rd., Elmer, N.J. 08318

[\*\*] **Term:** 14 Years

[21] **Appl. No.:** 142,519

[22] **Filed:** Jan. 11, 1988

[52] **U.S. Cl.** ..... D3/36

[58] **Field of Search** ..... 206/315.1-315.91;  
D3/37, 38; D21/223; 273/32 E; 150/159, 160

[56] **References Cited**

**U.S. PATENT DOCUMENTS**

|            |         |             |       |           |
|------------|---------|-------------|-------|-----------|
| D. 105,331 | 7/1937  | Hotze       | ..... | D3/37     |
| 1,928,922  | 10/1933 | Adams       | ..... | 206/315.4 |
| 2,595,987  | 5/1952  | Shears      | ..... | 206/315.6 |
| 2,879,819  | 3/1959  | Turnbull    | ..... | 206/315.4 |
| 4,195,677  | 4/1980  | Hagg et al. | ..... | 150/160   |
| 4,497,404  | 2/1985  | Lowrance    | ..... | 206/315.2 |

*Primary Examiner*—A. Hugo Word  
*Assistant Examiner*—M. N. Pandozzi  
*Attorney, Agent, or Firm*—Berman, Aisenberg & Platt

[57] **CLAIM**

The ornamental design for a golf club holster, as shown and described.

**DESCRIPTION**

FIG. 1 is a side elevational view of a golf club holster showing my new design;

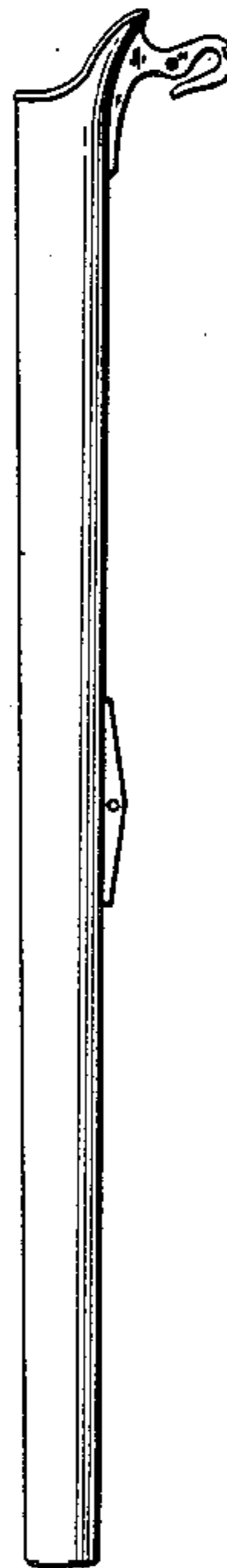
FIG. 2 is a rear elevational view of the golf club holster of FIG. 1;

FIG. 3 is a front elevational view of the golf club holster of FIG. 1;

FIG. 4 is a top plan view of the golf club holster of FIG. 1;

FIG. 5 is a bottom plan view of the golf club holster of FIG. 1.

The other side elevational view is a mirror image of the side elevational view of FIG. 1.



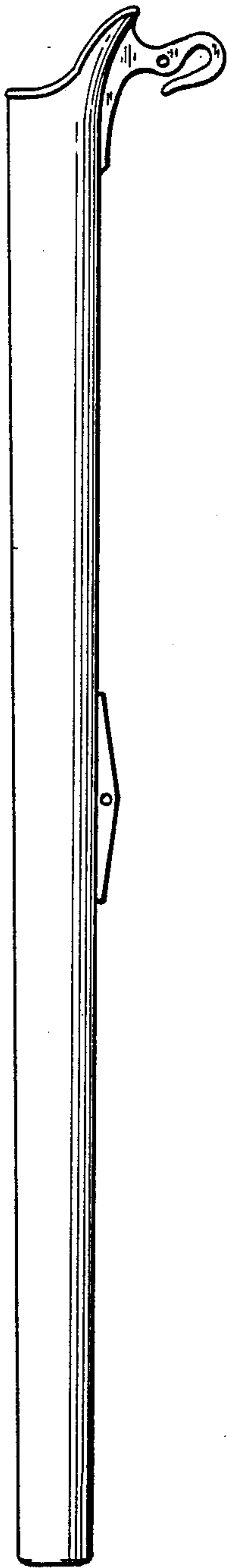


FIG. 1

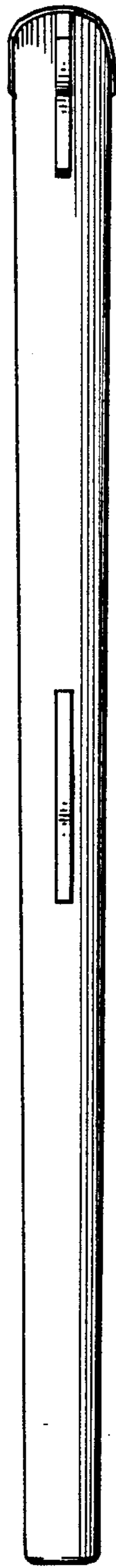


FIG. 2



FIG. 3

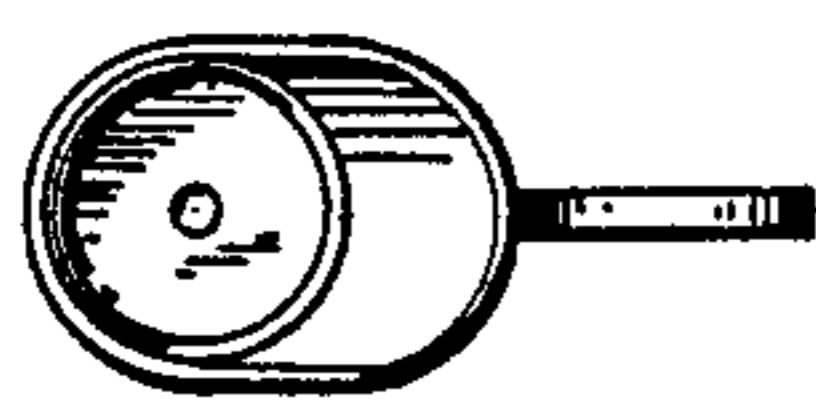


FIG. 4

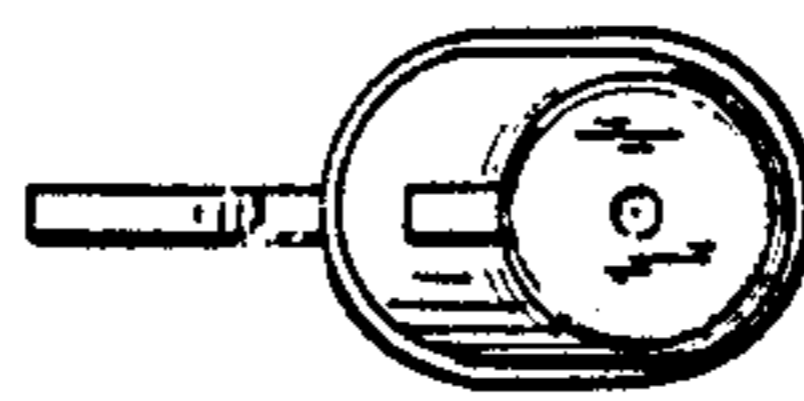


FIG. 5