

[54] FLOOR CLEANER

[75] Inventor: Yutaka Kuroda, Tokyo, Japan

[73] Assignee: Kabushiki Kaisha Hoky, Chiba, Japan

[\*\*] Term: 14 Years

[21] Appl. No.: 302,318

[22] Filed: Jan. 27, 1989

[30] Foreign Application Priority Data

Jul. 27, 1988 [JP] Japan ..... 63-30040

[52] U.S. Cl. .... D32/38

[58] Field of Search ..... D32/35, 38-39, D32/21-22, 31-33; 15/41 R, 41 A, 41 B, 42-48, 143 R, 143 A, 143 B, 144 R, 144 A, 144 B, 145

[56] References Cited

U.S. PATENT DOCUMENTS

10,701 3/1886 Hinkley ..... 15/41 R  
D. 173,617 12/1954 Hertzler ..... D32/38

D. 293,142 12/1987 Kubota ..... D32/38  
3,268,936 8/1966 Fukuba ..... 15/41 R  
4,793,646 12/1988 Michaud, Jr. .... 15/143 B  
4,815,157 3/1989 Tsuchiya ..... 15/42

Primary Examiner—Wallace R. Burke  
Assistant Examiner—Lavone D. Tabor  
Attorney, Agent, or Firm—Wenderoth, Lind & Ponack

[57] CLAIM

The ornamental design for a floor cleaner, as shown and described.

DESCRIPTION

FIG. 1 is a perspective view of a floor cleaner showing my new design;  
FIG. 2 is a front elevational view thereof;  
FIG. 3 is a rear elevational view thereof;  
FIG. 4 is a side elevational view thereof, the opposite side being a mirror image;  
FIG. 5 is a top plan view thereof;  
FIG. 6 is a bottom plan view thereof; and  
FIG. 7 is a sectional view taken along lines 7—7 of FIG. 2.

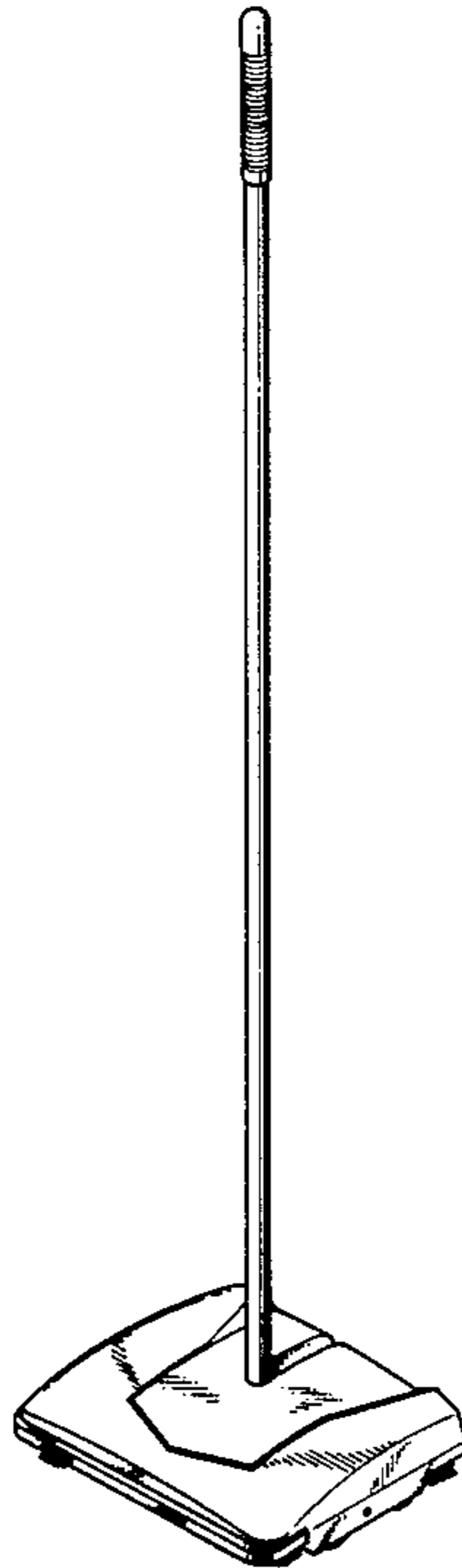


FIG. 1

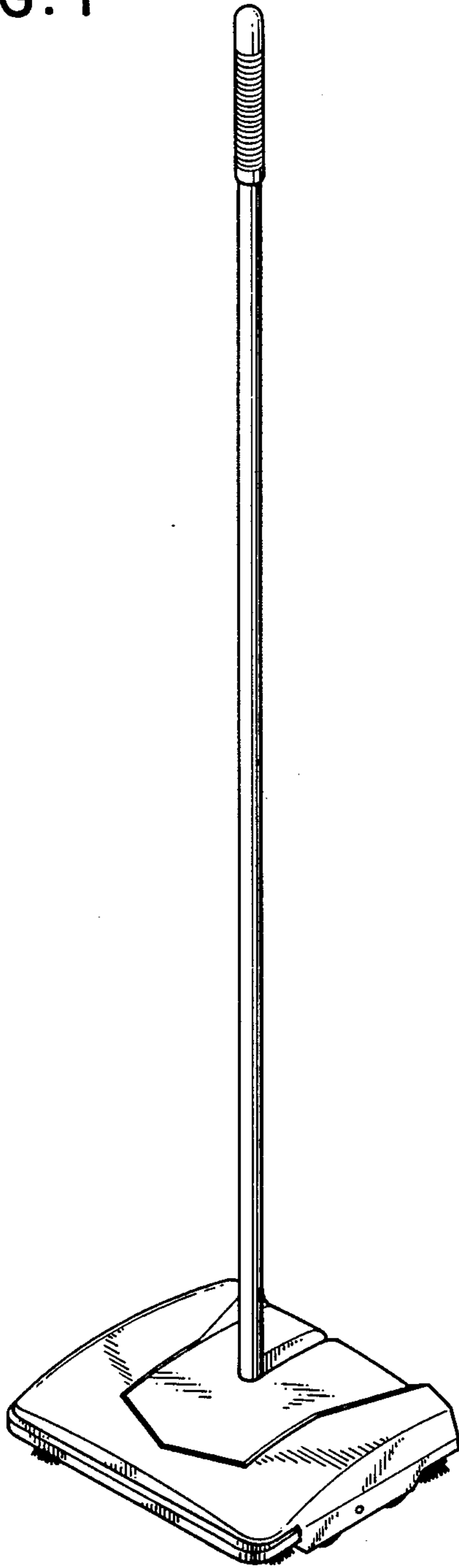


FIG. 2

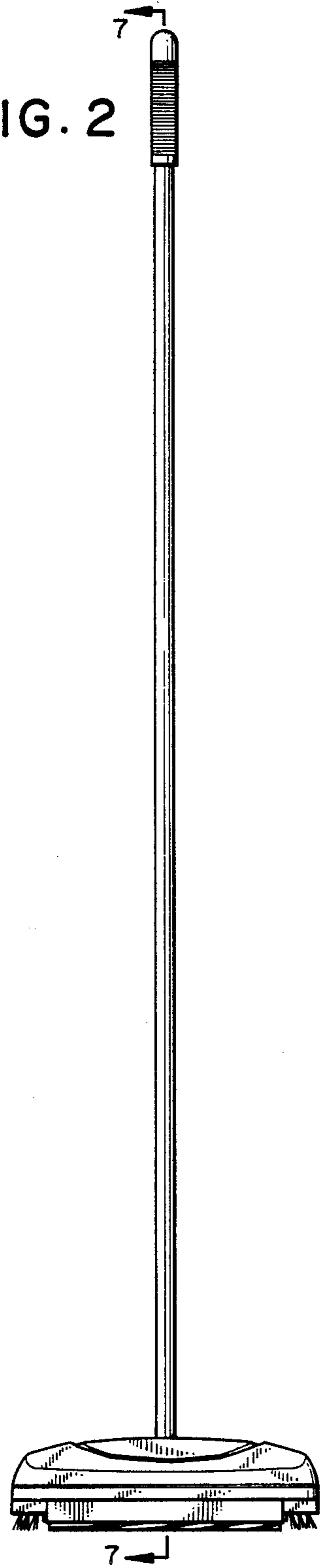


FIG. 4

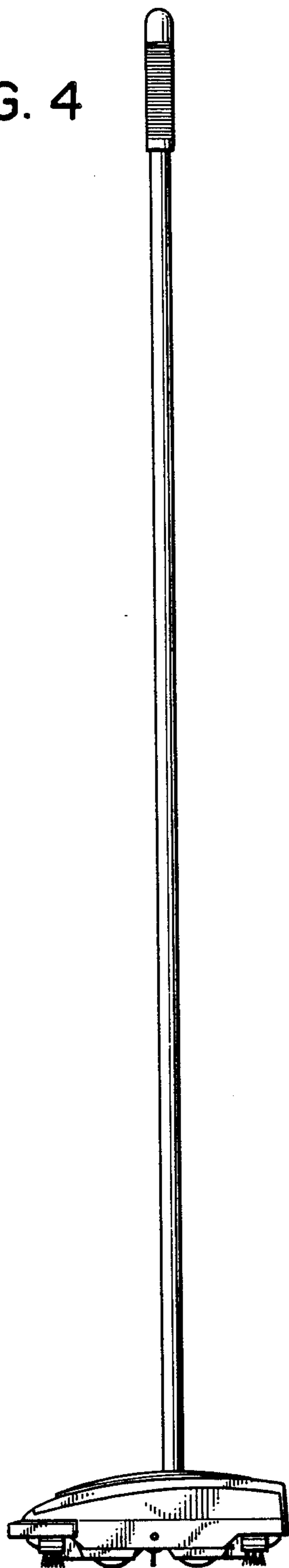


FIG. 3

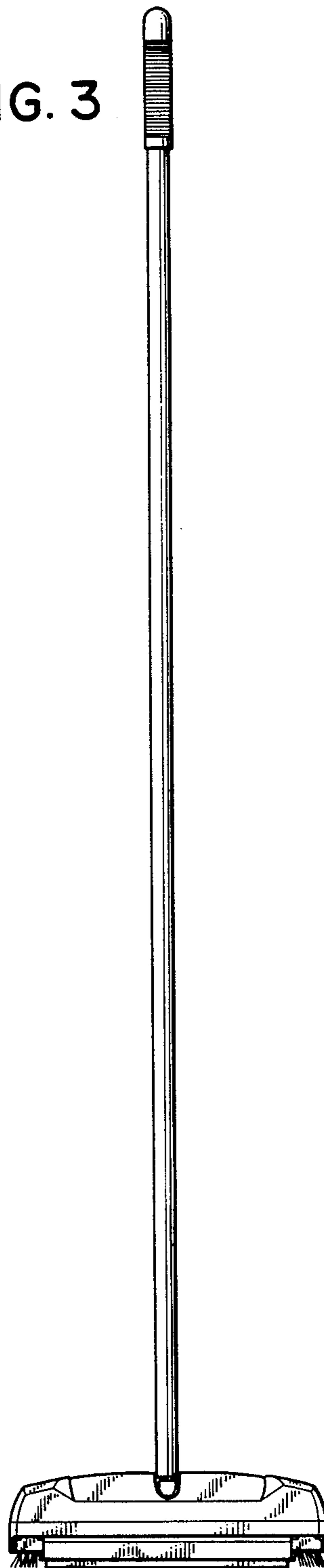


FIG. 5

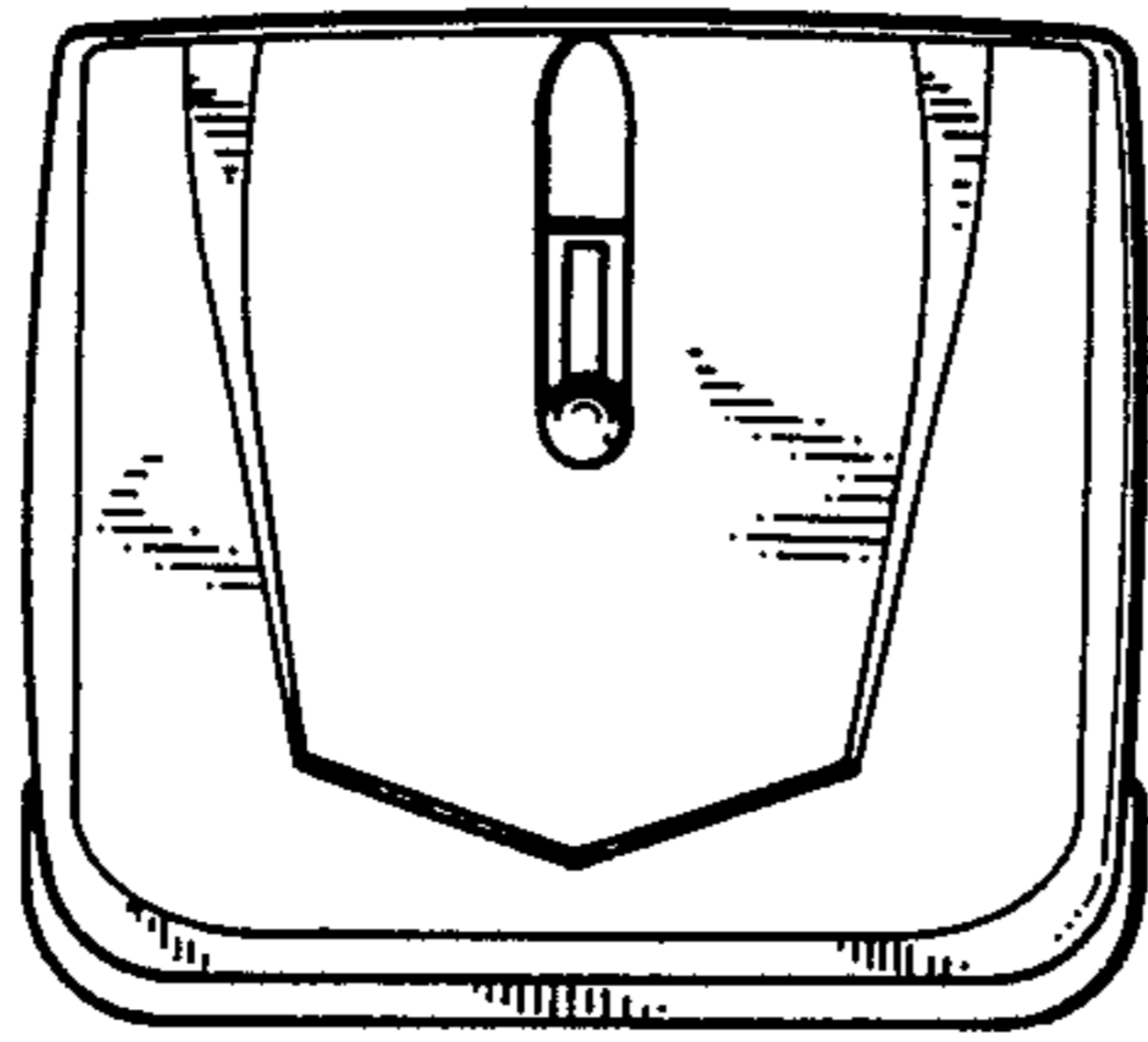


FIG. 6




FIG. 7

