

[54] BACK SCRATCHER

[76] Inventor: Donald R. Murphy, 3568 Powder Mill Rd., Beltsville, Md. 20705

[\*\*] Term: 14 Years

[21] Appl. No.: 251,589

[22] Filed: Sep. 30, 1988

[52] U.S. Cl. .... D28/99

[58] Field of Search ..... D28/99, 7, 56, 57, 63; D4/116, 118, 134, 136, 199; D24/63; 128/62 R, 67; 15/143 R, 244.1, 105, 110, 111; 132/73, 75.3, 75.6, 76.4, 333, 320

[56] References Cited

U.S. PATENT DOCUMENTS

- D. 221,712 8/1971 Althoff ..... D28/99 X
- D. 244,507 5/1977 Jones ..... D32/42
- D. 277,512 2/1985 Colognori ..... D28/63
- 998,328 7/1911 Czinják ..... 15/143 R
- 2,127,674 8/1938 Clarke ..... 128/62 R
- 2,168,975 8/1939 Clarke ..... 128/62 R
- 2,740,150 4/1956 Wilding ..... 15/231

- 3,856,002 12/1974 Matsumoto ..... 128/67
- 4,091,805 5/1978 Clark ..... 128/41
- 4,381,766 5/1983 Avolio ..... 128/62 R
- 4,574,788 3/1986 Jordan ..... 128/67
- 4,776,835 10/1988 Lee ..... D24/63 X

FOREIGN PATENT DOCUMENTS

- 597461 11/1925 France ..... 128/62 R

Primary Examiner—Bernard Ansher

Assistant Examiner—C. Tuttle

Attorney, Agent, or Firm—Dennison, Meserole, Pollack & Scheiner

[57] CLAIM

The ornamental design for a back scratcher, as shown.

DESCRIPTION

FIG. 1 is a side elevational view thereof of a back scratcher embodying my new design;  
 FIG. 2 is a top plan view thereof;  
 FIG. 3 is a front elevational view thereof;  
 FIG. 4 is a rear elevational view thereof; and  
 FIG. 5 is a bottom plan view thereof.

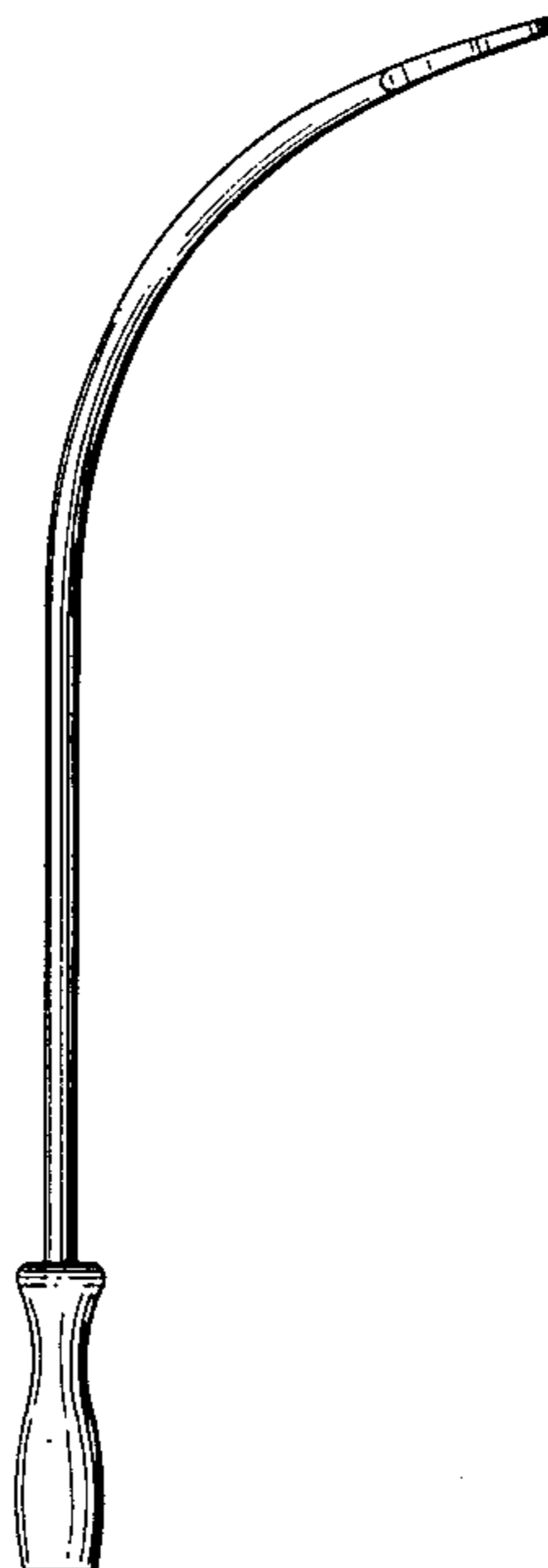


FIG. 2



FIG. 3

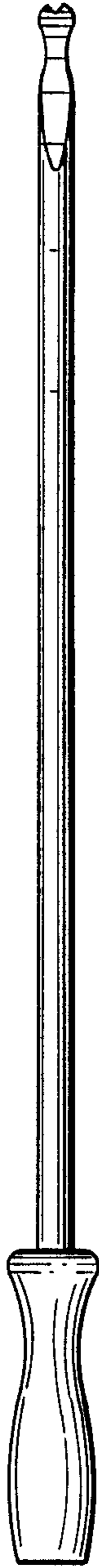


FIG. 4

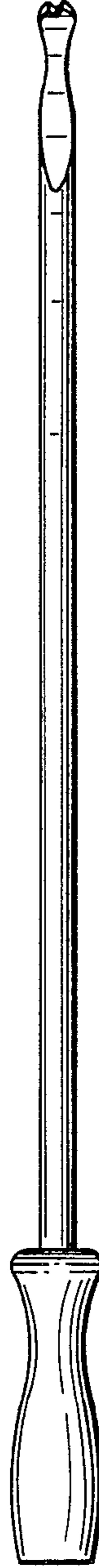


FIG. 1



FIG. 5