

[54] WRITING INSTRUMENT

[75] Inventor: Jean-Pierre Vitrac, Paris, France  
[73] Assignee: Prodir S.A., Cadempino, Switzerland

[\*\*] Term: 14 Years

[21] Appl. No.: 423,854

[22] Filed: Oct. 19, 1989

[30] Foreign Application Priority Data

Apr. 21, 1989 [XH] Hague ..... DM/013425  
[52] U.S. Cl. .... D19/51; D19/43;  
D19/56; D19/57  
[58] Field of Search ..... D19/35, 36, 41-51,  
D19/54-58; 401/99, 209, 243, 246, 247

[56] References Cited

U.S. PATENT DOCUMENTS

- D. 132,664 2/1941 Dreyfuss ..... D19/56
- D. 139,905 10/1944 Baff ..... D19/51 X
- D. 140,026 7/1944 Schladermundt et al. .... D19/51
- D. 151,664 10/1947 Teague et al. .... D19/57
- D. 175,330 8/1955 Aston ..... D19/51 X
- D. 177,359 4/1956 Young et al. .... D19/56

- D. 179,053 10/1956 Baker ..... D19/51
- D. 215,042 8/1969 DiSpirito ..... D19/51
- D. 217,647 5/1970 DeGroft ..... D19/56 X
- D. 220,139 3/1971 DiSpirito ..... D19/51
- D. 250,767 1/1979 Bulgari ..... D19/51

OTHER PUBLICATIONS

Hong Kong Enterprise 10/81 See p. 226 top right #B2000 Fine.

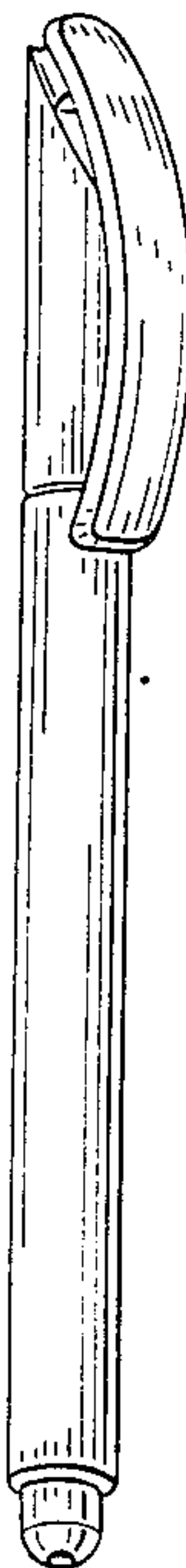
Primary Examiner—Bruce W. Dunkins  
Assistant Examiner—Martha Thompson  
Attorney, Agent, or Firm—Colucci & Umans

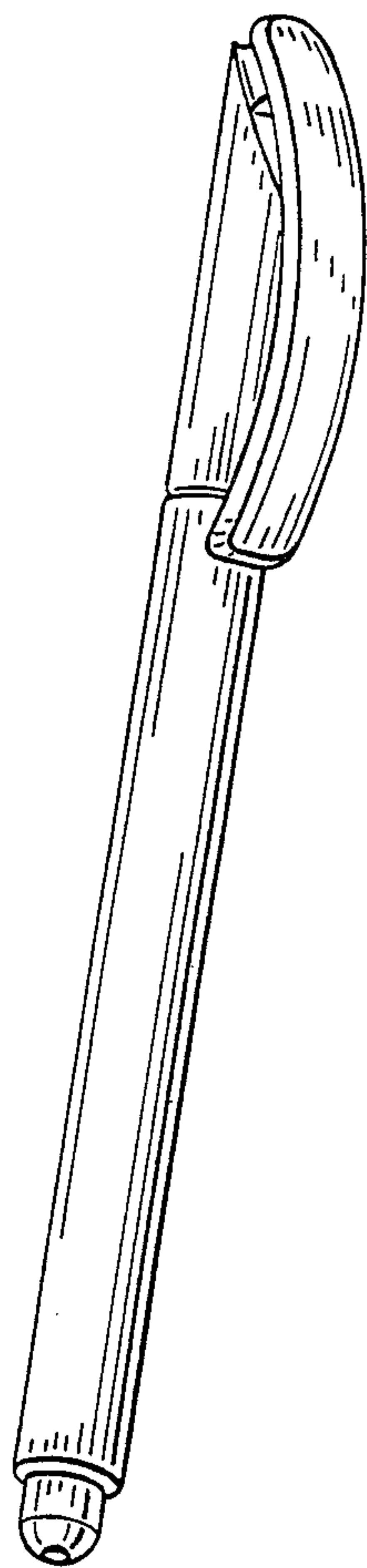
[57] CLAIM

The ornamental design for a writing instrument, as shown and described.

DESCRIPTION

FIG. 1 is a left front perspective view of a writing instrument showing my new design;  
FIG 2 is a right side elevational view, the left side being a mirror image thereof;  
FIG. 3 is a front elevational view thereof;  
FIG. 4 is a rear elevational view thereof;  
FIG. 5 is a top plan view thereof; and  
FIG. 6 is a bottom plan view thereof.





**FIG. 1**



FIG. 2




FIG. 3



FIG. 4

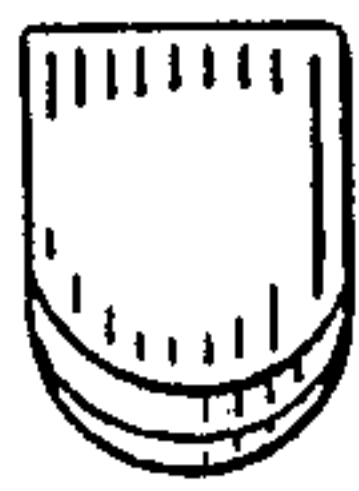


FIG. 5



FIG. 6