

[54] COMBINED CALCULATOR AND PUZZLE OR SIMILAR ARTICLE

4,104,728 8/1978 Kasubuchi 364/708 X
4,351,988 9/1982 Allbright 235/145 R X

[75] Inventor: Chih-Ming Wei, Taipei Hsien, Taiwan

Primary Examiner—Nelson C. Holtje
Assistant Examiner—Caron D. Veynar
Attorney, Agent, or Firm—Brumbaugh, Graves, Donohue & Raymond

[73] Assignee: Limax Electronics Co., Inc., Taipei, Taiwan

[**] Term: 14 Years

[57] CLAIM

The ornamental design for combined calculator and puzzle or similar article, as shown and described.

[21] Appl. No.: 203,762

DESCRIPTION

[22] Filed: Jun. 7, 1988

[52] U.S. Cl. D18/2; D18/7


[58] Field of Search D18/2, 6, 7; D21/104; 200/5 A; 235/1 B, 1 D, 123, 145 R, 145 A; 364/708, 710-712

FIG. 1 is a perspective view of combined calculator and puzzle or similar article showing my new design; FIG. 2 is a top plan view thereof; FIG. 3 is a left side elevational view thereof; FIG. 4 is a right side elevational view thereof; FIG. 5 is a rear elevational view thereof; FIG. 6 is a front elevational view thereof; FIG. 7 is a bottom plan view thereof; FIG. 8 is a perspective view thereof, with the cover in the closed position.

[56] References Cited

U.S. PATENT DOCUMENTS

D. 235,452 6/1975 Ikeda D18/7
D. 235,879 7/1975 Kitai D18/7
1,101,567 6/1914 Ridgway D21/104 X






FIG.1




FIG. 5

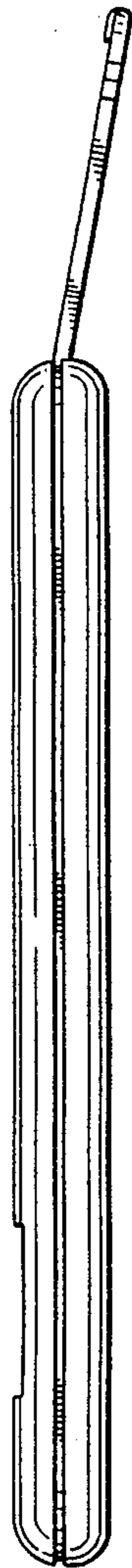


FIG. 3




FIG. 2

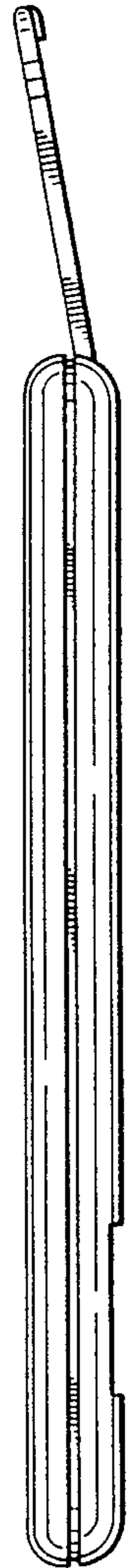


FIG. 4




FIG. 6

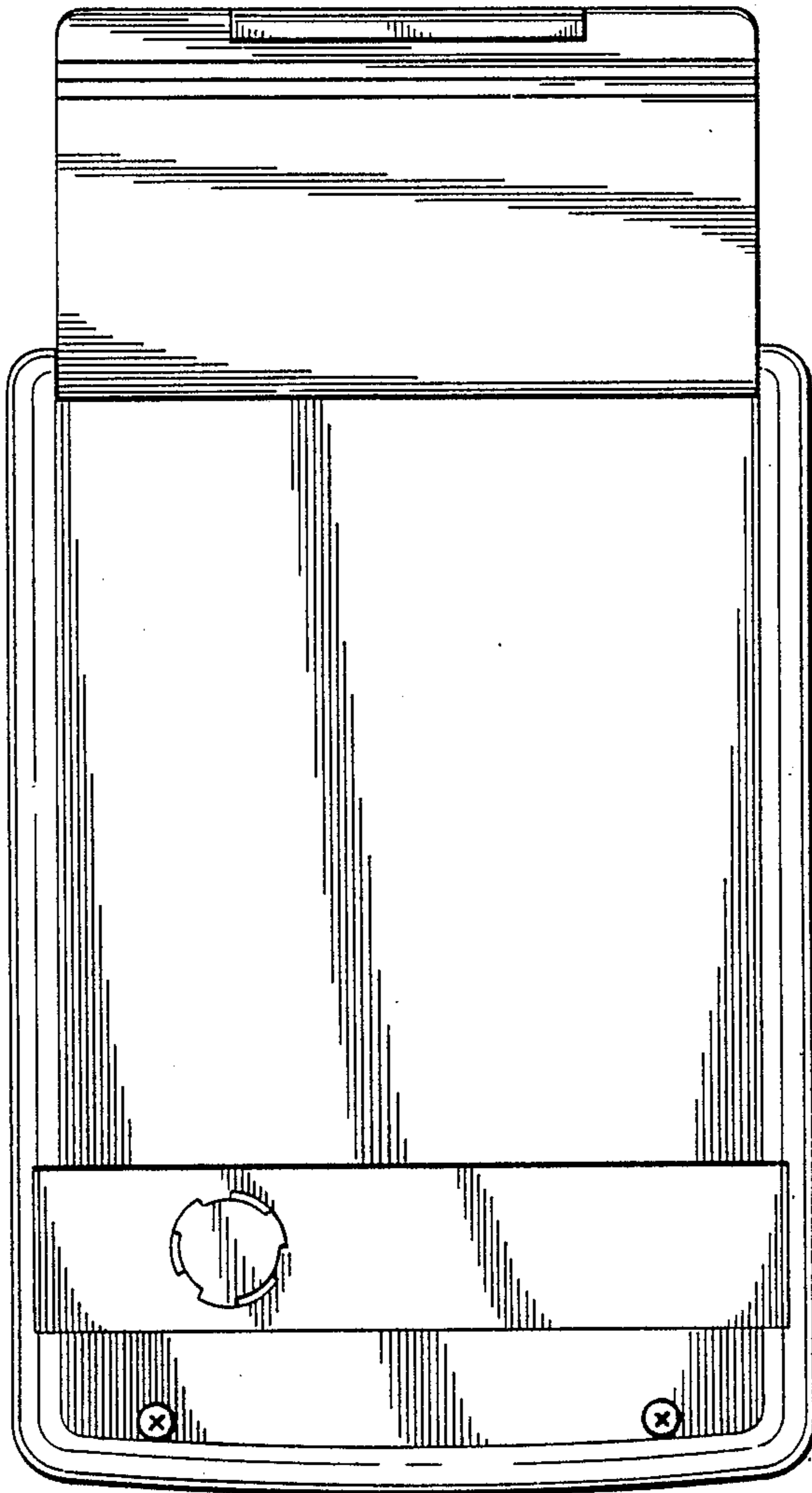


FIG.7

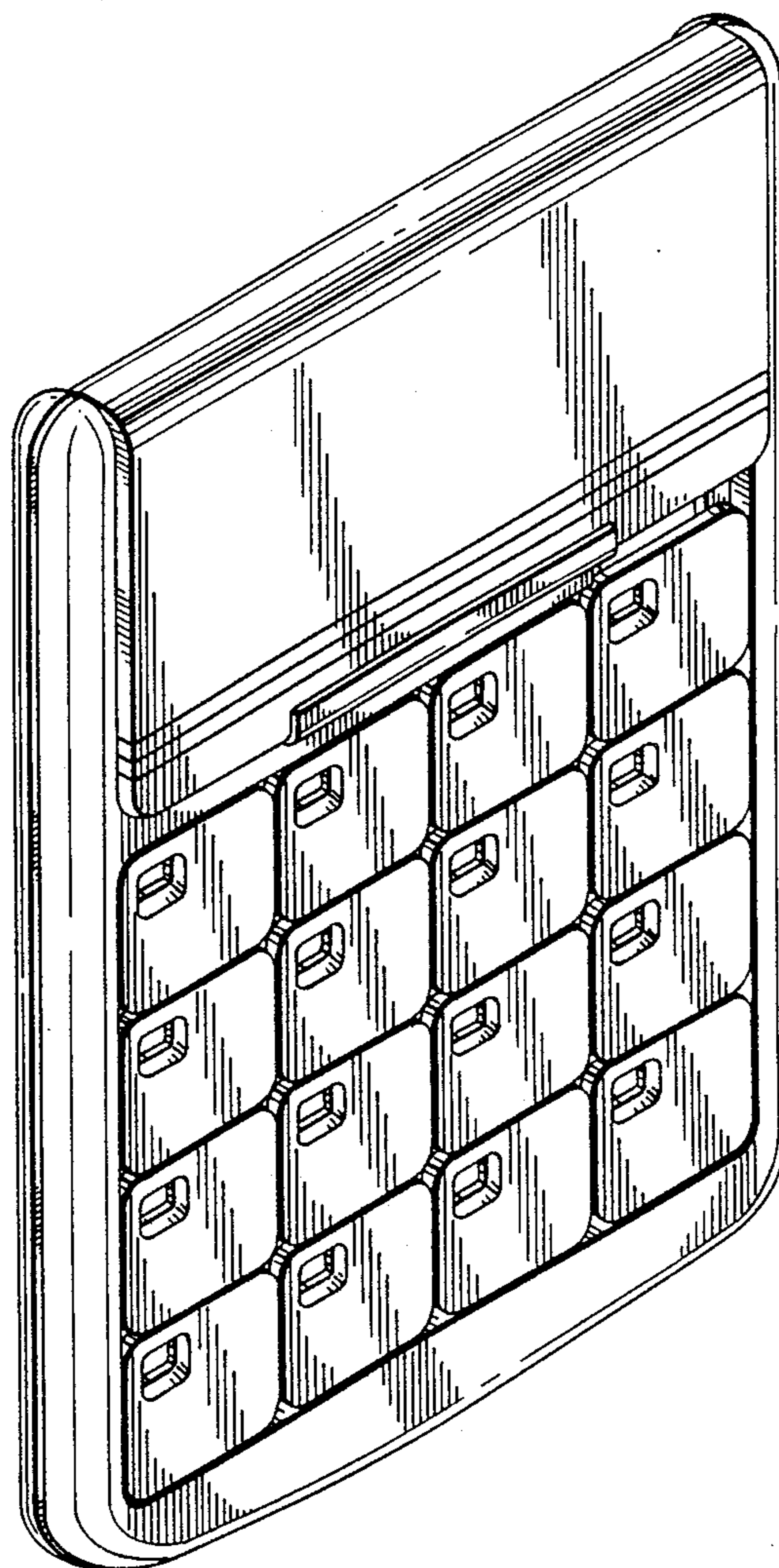


FIG.8