

[54] DESIGN FOR PORTABLE ELECTRONIC MUSICAL KEY BOARD

[75] Inventor: Eizo Amiya, Hamamatsu, Japan

[73] Assignee: Yamaha Corporation, Japan

[**] Term: 14 Years

[21] Appl. No.: 175,723

[22] Filed: Mar. 31, 1988

[30] Foreign Application Priority Data

Oct. 2, 1987 [JP] Japan 62-40610

[52] U.S. Cl. D17/1

[58] Field of Search D17/1, 2, 5, 6, 7; 84/615, 644, 653, 670, 678, 719, 744, DIG. 7

[56] References Cited

U.S. PATENT DOCUMENTS

- D. 245,197 7/1977 Noury, Jr. D17/1
- D. 254,496 3/1980 Hill D17/1
- D. 296,338 6/1988 Sgroi D17/1

4,126,070 11/1978 Hill 84/DIG. 7


Primary Examiner—Bernard Ansher
Assistant Examiner—Adir Aronovich
Attorney, Agent, or Firm—Ostrolenk, Faber, Gerb & Soffen

[57] CLAIM

The ornamental design for portable electronic musical key board, as shown and described.

DESCRIPTION

FIG. 1 is a top perspective view of a portable electronic musical keyboard showing my new design; FIG. 2 is a right side perspective view thereof; FIG. 3 is a front elevational view thereof; FIG. 4 is a top plan view thereof; FIG. 5 is a bottom plan view thereof; FIG. 6 is a rear elevational view thereof; FIG. 7 is a left side elevational view thereof; and FIG. 8 is a right side elevational view thereof. The shoulder belt has been omitted in FIGS. 2-8 inclusive for ease of illustration only.



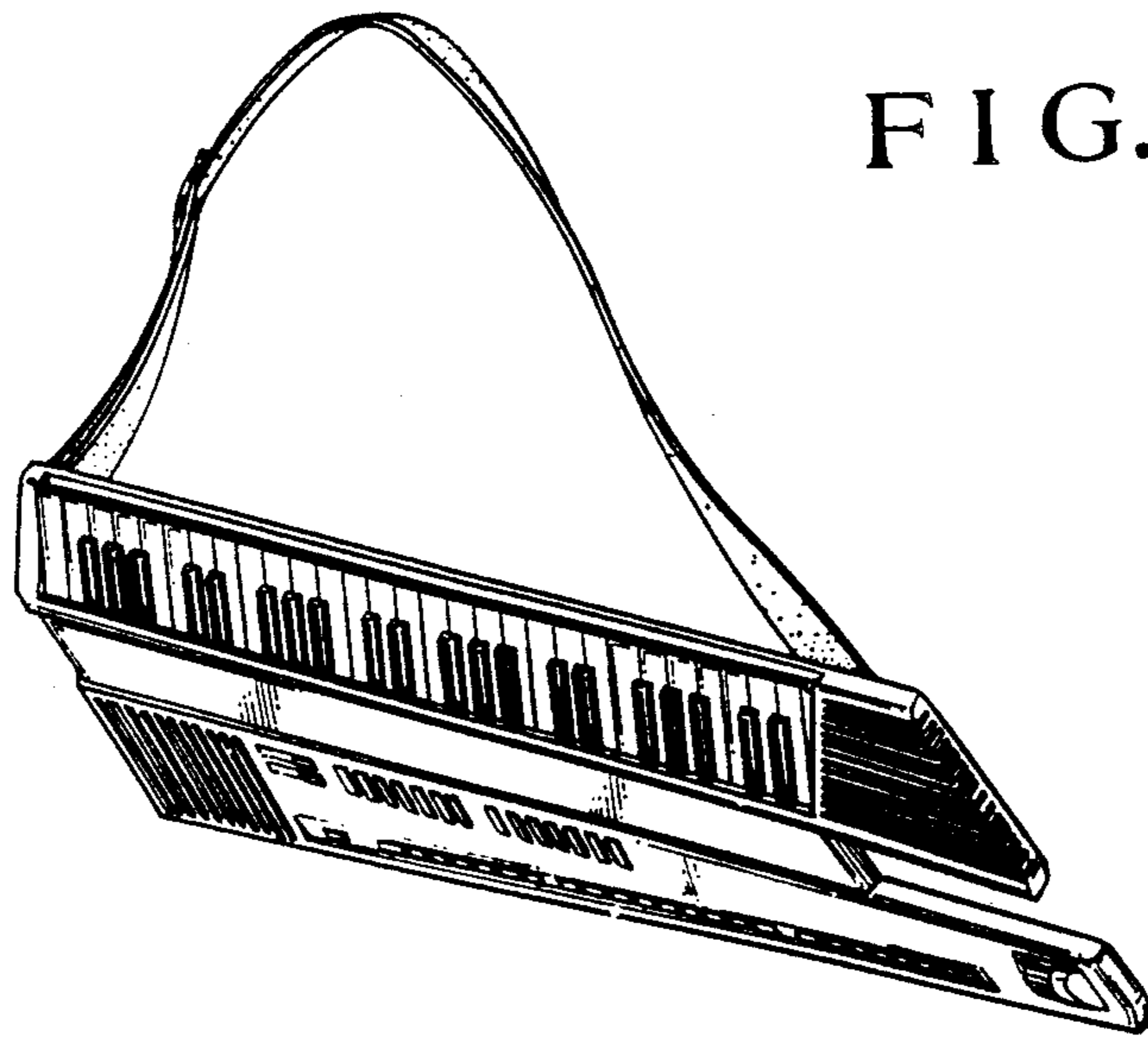


FIG. 1

FIG. 2

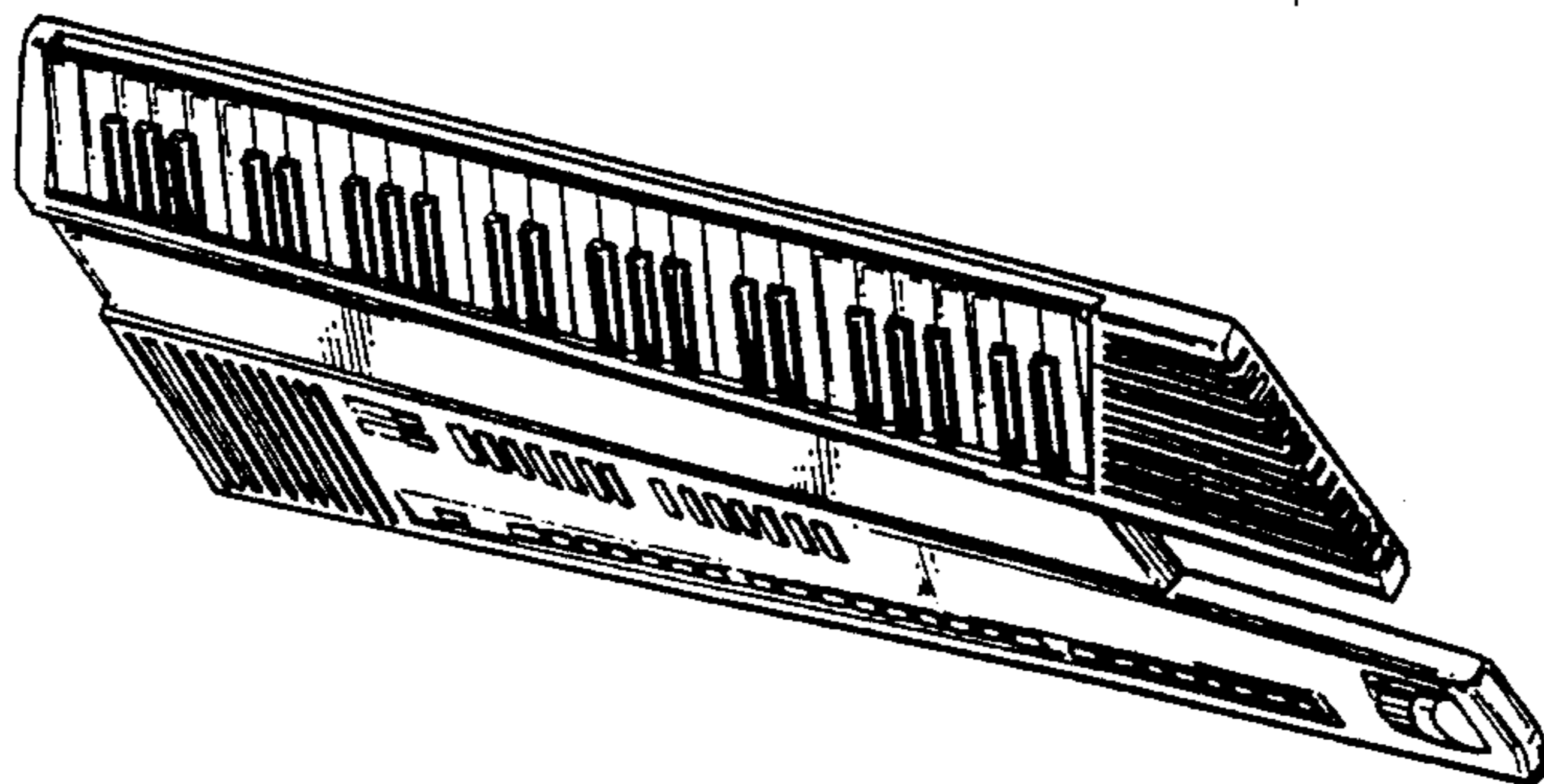


FIG.3

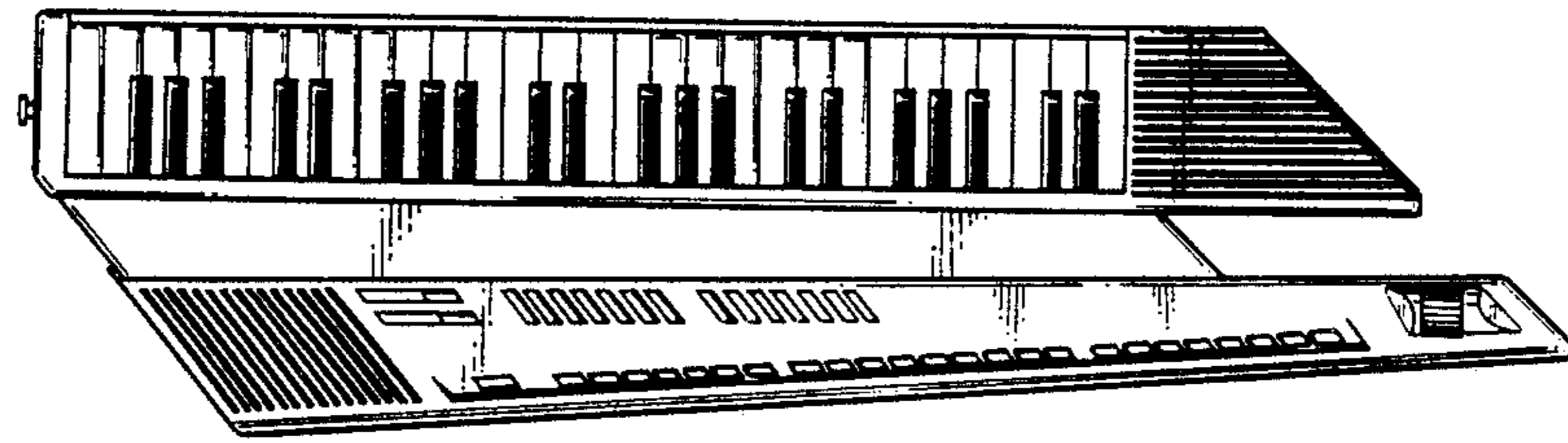


FIG.4

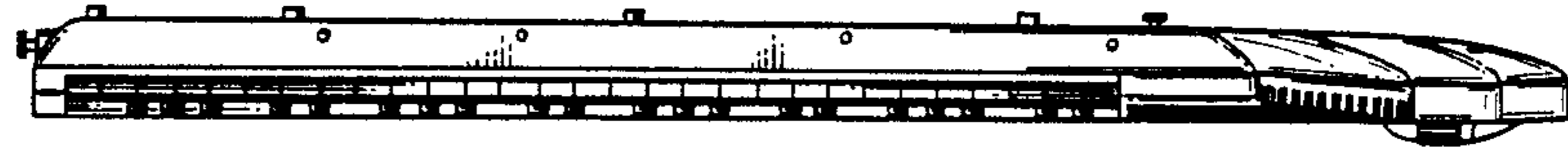


FIG.5




FIG.6

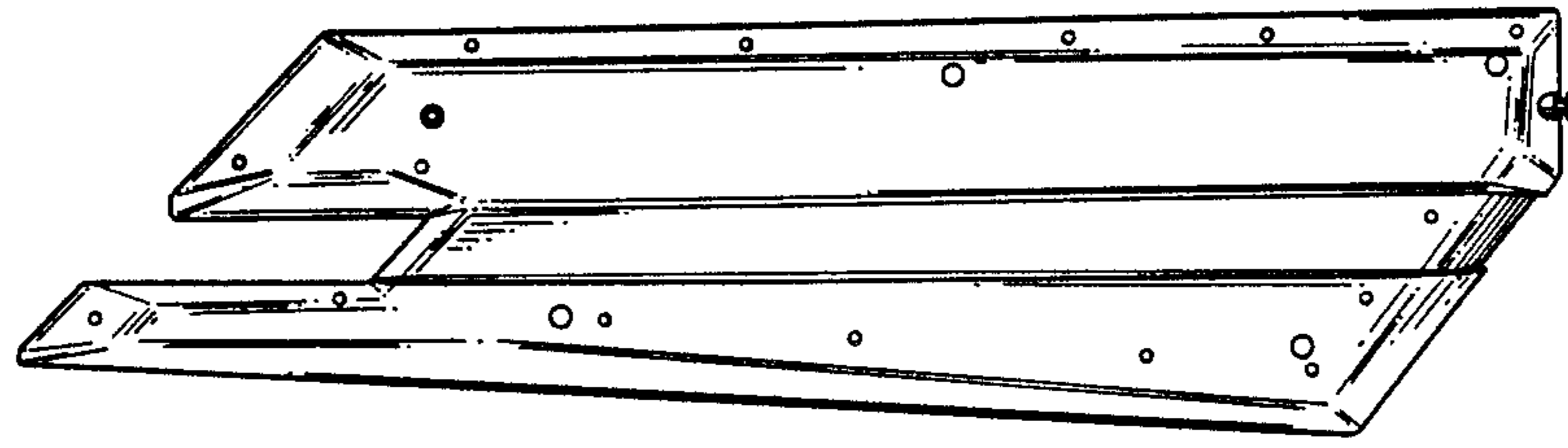


FIG.7




FIG.8

