

[54] COMBINED CONTACT LENS CLEANER AND HOLDER OR THE LIKE

4,750,771 6/1988 Emmett et al. .... 294/1.2

[76] Inventors: Bradley K. Emmett, P.O. Box 386; Paul D. Emmett, 132 W. Charlotte Ave., both of Mount Holly, N.C. 28120

FOREIGN PATENT DOCUMENTS

1431168 4/1976 United Kingdom .... 294/1.2

Primary Examiner—Bruce W. Dunkins  
Attorney, Agent, or Firm—Ralph H. Dougherty

[\*\*] Term: 14 Years

[57] CLAIM

[21] Appl. No.: 16,681

The ornamental design for a combined contact lens cleaner and holder or the like, as shown and described.

[22] Filed: Feb. 19, 1987

DESCRIPTION

[52] U.S. Cl. .... D16/124; D8/14

[58] Field of Search ..... D8/14, 52, 107, 105; D16/124; 294/99.2, 1.2, 2, 64 R, 100; 206/5.1; 81/53.12, 53.11

FIG. 1 is a top plan view of the combined contact lens cleaner and holder or the like showing our new design; FIG. 2 is a front elevational view thereof, the rear view being a mirror image;

[56] References Cited

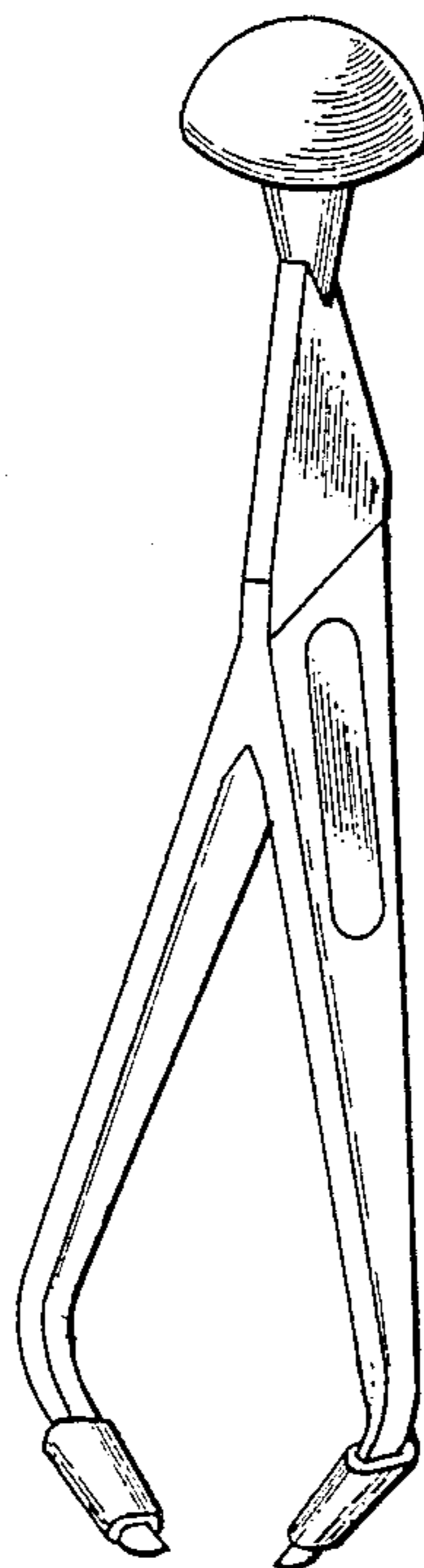
U.S. PATENT DOCUMENTS

155,790	10/1874	Clark	.....	7/118
D. 296,791	7/1988	Kolack	.....	294/1.2
4,093,291	6/1978	Schurgin	.....	294/1.2
4,126,345	11/1978	List	.....	294/1.2

FIG. 3 is a side elevational view thereof, the opposite side being a mirror image;

FIG. 4 is a cross-sectional view thereof taken along the line 4—4 in FIG. 2;

FIG. 5 is a perspective view of the combined contact lens cleaner and holder or the like showing our new design.



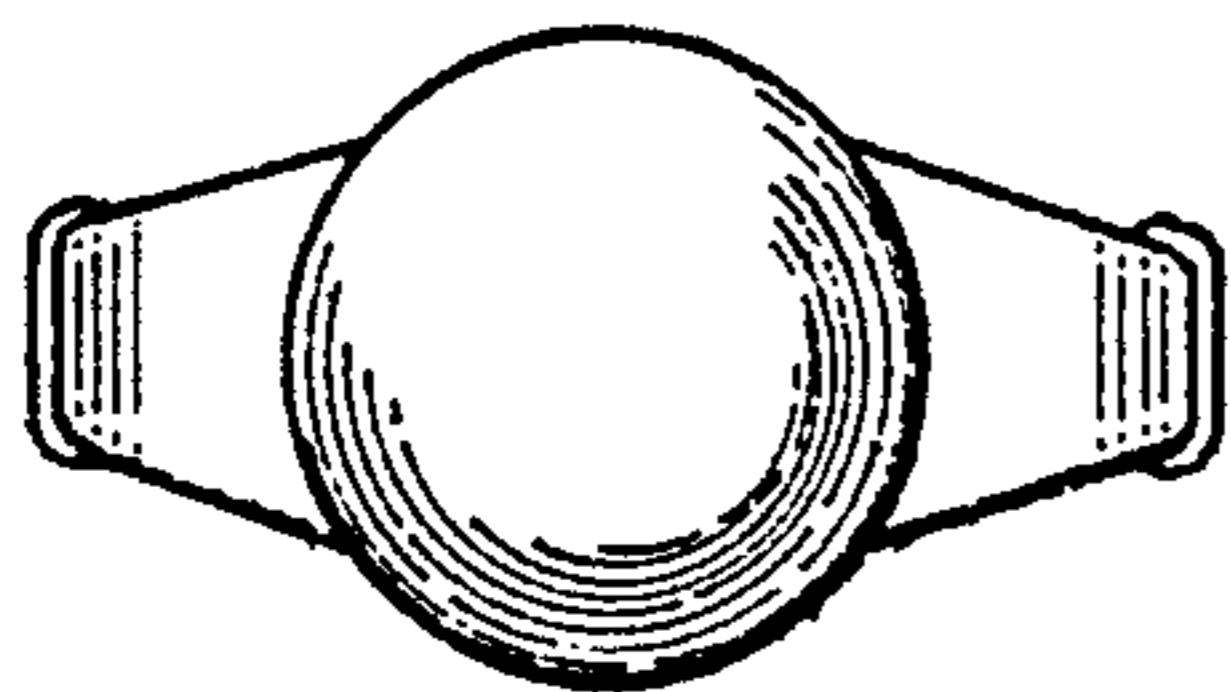


FIG. 1

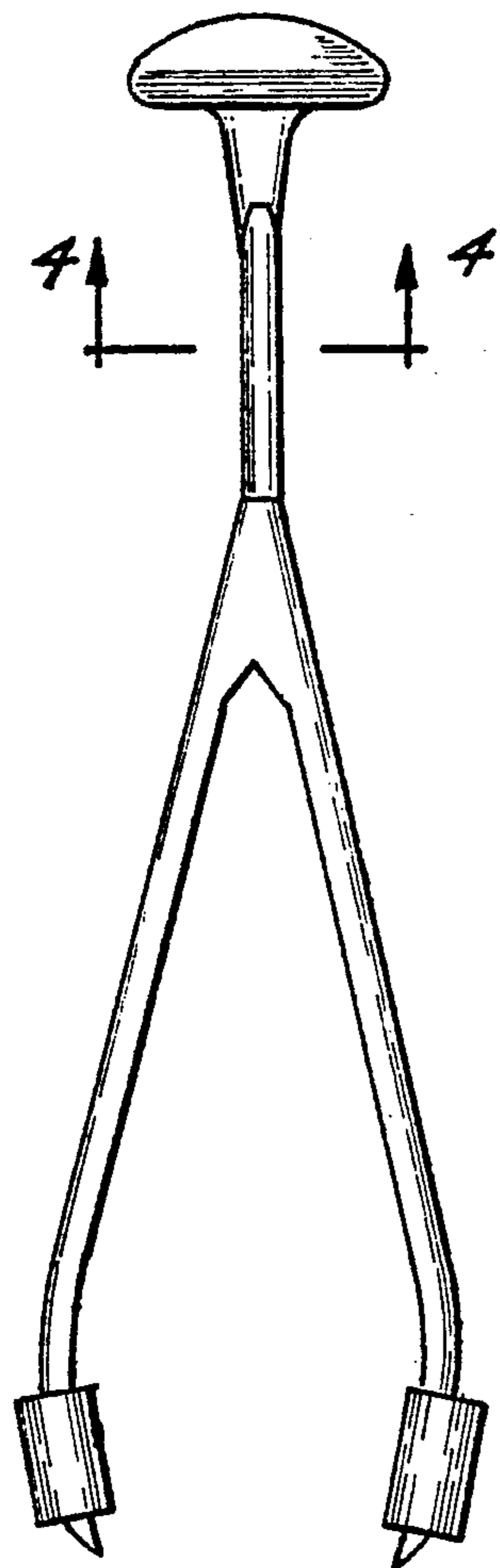


FIG. 2

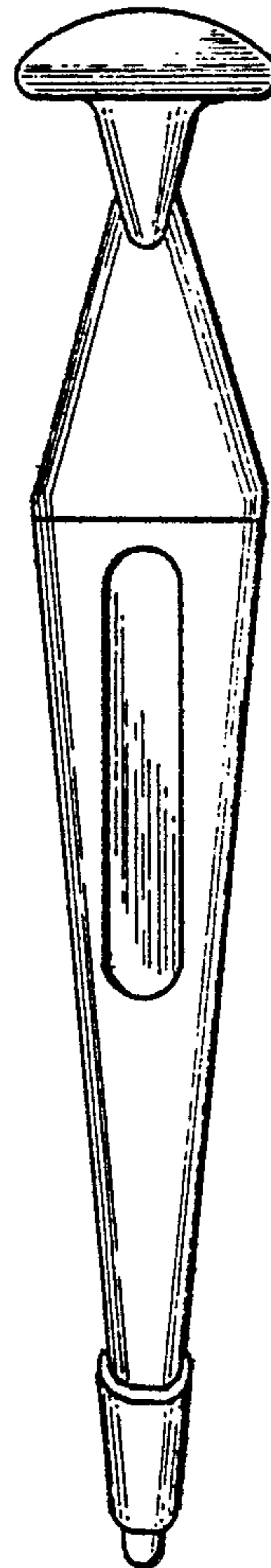


FIG. 3

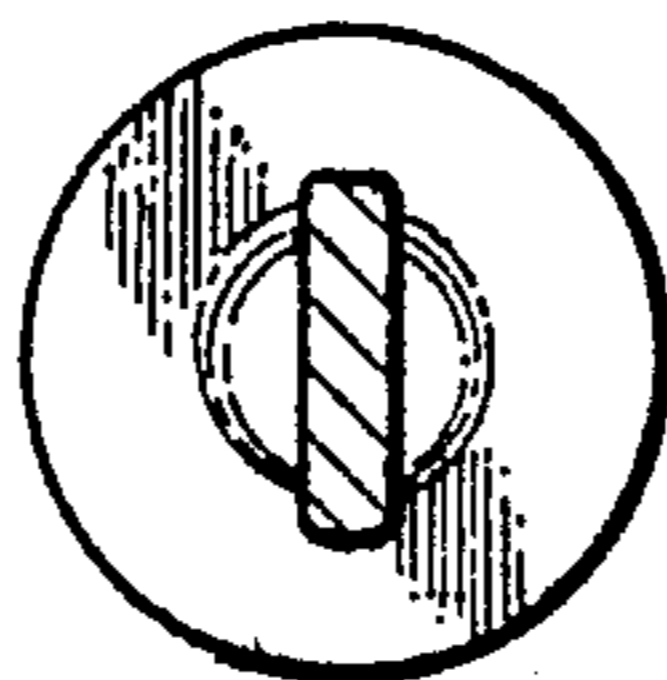


FIG. 4

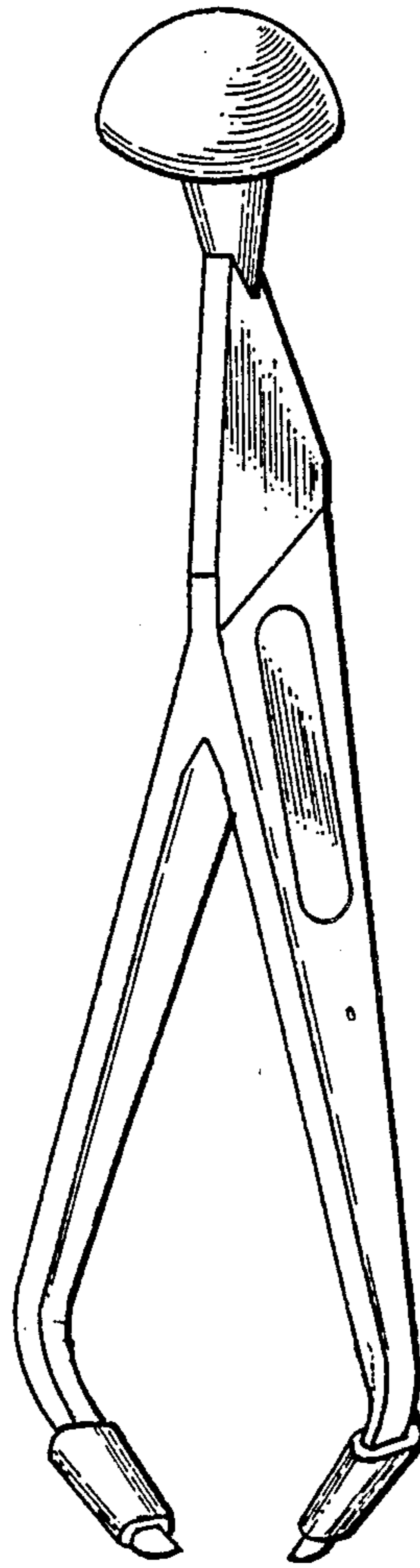


FIG. 5