

[54] DIGITAL AUDIO DISC PLAYER

[75] Inventor: Toshio Takada, Odawara, Japan

[73] Assignee: Kabushiki Kaisha Toshiba, Kawasaki, Japan

[**] Term: 14 Years

[21] Appl. No.: 199,592

[22] Filed: May 27, 1988

[30] Foreign Application Priority Data

- Dec. 2, 1987 [JP] Japan 62-49137
- [52] U.S. Cl. D14/156
- [58] Field of Search D14/135-136, D14/156, 160-162, 164-165, 168-169, 173, 257-258; 369/75.1, 77.1, 77.2

[56] References Cited

U.S. PATENT DOCUMENTS

- D. 261,882 11/1981 Obata et al. D14/136 X
- D. 294,691 3/1988 Yoshida et al. D14/156
- D. 304,942 12/1989 Kataoka D14/156
- D. 305,658 1/1990 Hosaka D14/169
- 4,123,065 10/1978 Watanabe 369/77.1

OTHER PUBLICATIONS

Stereo Review; Jun. 1988; p. 22; left—Citizen CBM 777 Compact Disc Player.

Dealerscope Merchandising: Sep. 1987; p. 26; bottom right—Technics SL-XP5.

HFD; 06/02/86; p. 64; Panasonic Compact Disc Player. Stereo Review; Jun. 1987; p. 111; bottom—Sony Compact Disc Player.

Toshiba catalog of Compact Disc Player, "XR-P20" published Nov. 1986.

Korean Design Registration No. 65347 published Nov. 17, 1986.

Sony catalog of Compact Disc Player, "Discman D-55T".

Sony catalog of Compact Disc Player, "D-50".

Primary Examiner—Theodore M. Shooman
Attorney, Agent, or Firm—Oblon, Spivak, McClelland, Maier & Neustadt

[57] CLAIM

The ornamental design for a digital audio disc player, as shown and described.

DESCRIPTION

FIG. 1 is a top, front and right side perspective view of a digital audio disc player showing my new design, with the cover in an open position;
 FIG. 2 is a front elevational view thereof;
 FIG. 3 is a right side elevational view thereof;
 FIG. 4 is a left side elevational view thereof;
 FIG. 5 is a rear elevational view thereof;
 FIG. 6 is a top plan view thereof; and
 FIG. 7 is a bottom plan view thereof.

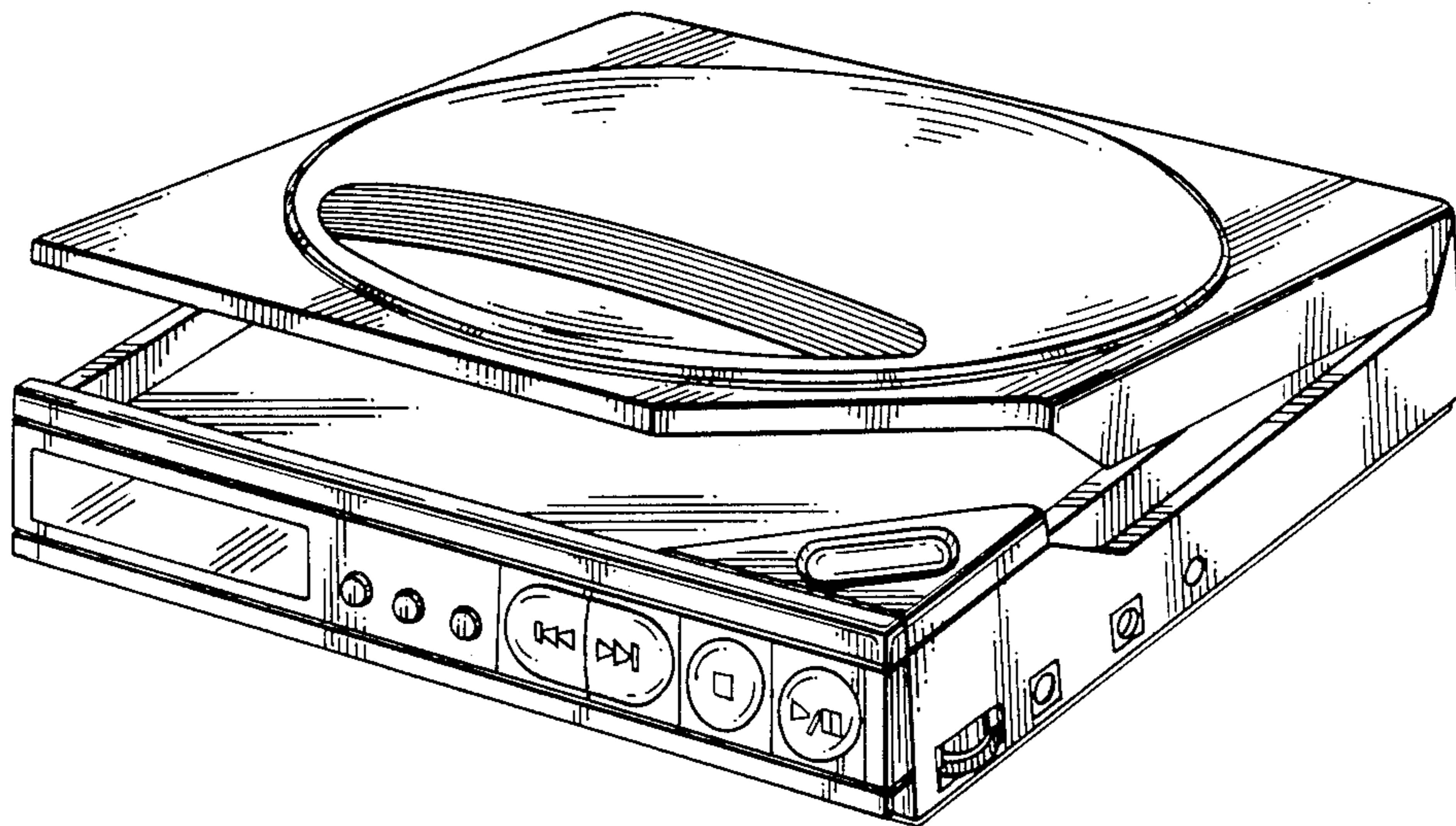


FIG. 1

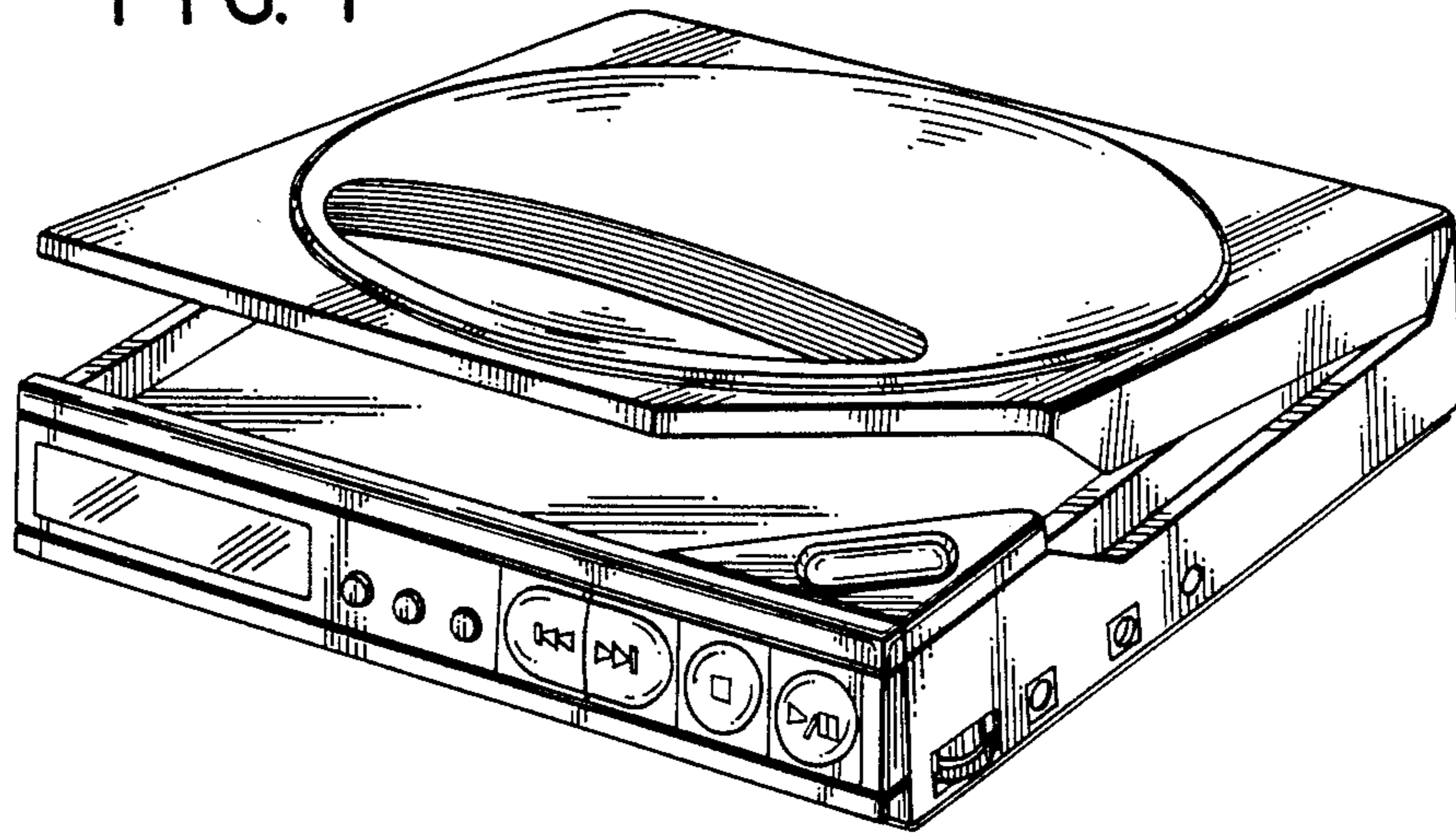


FIG. 2

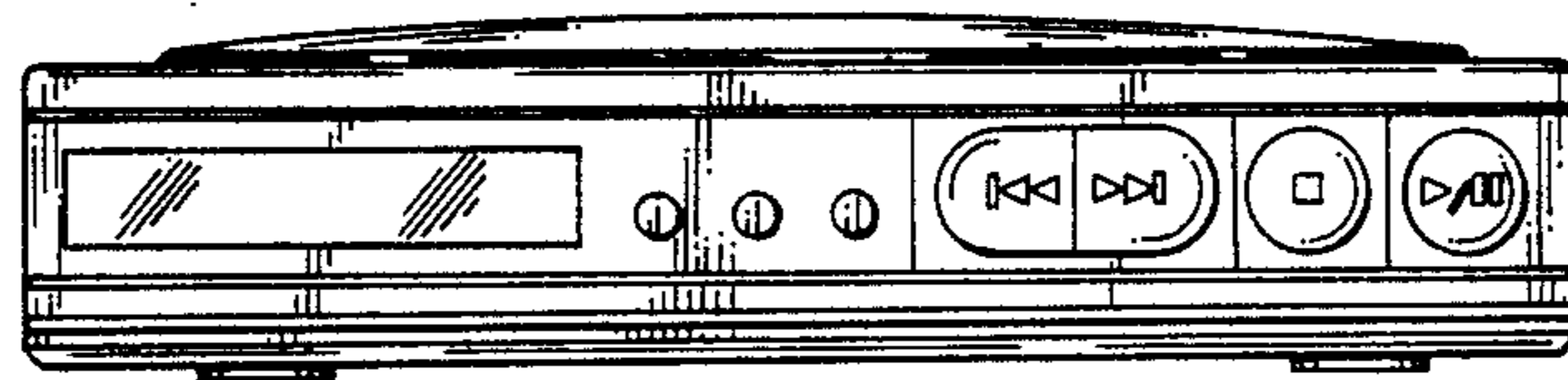


FIG. 3

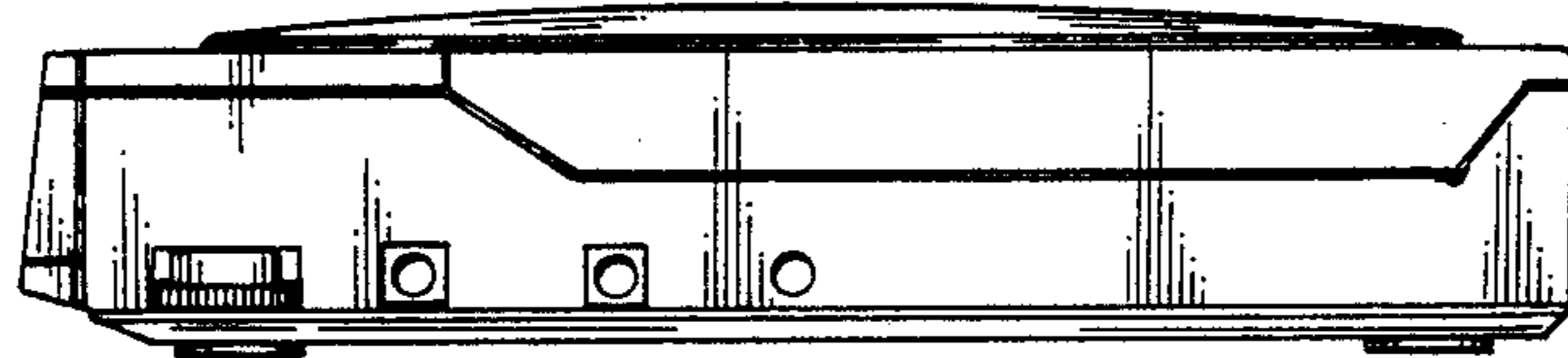


FIG. 4



FIG. 5

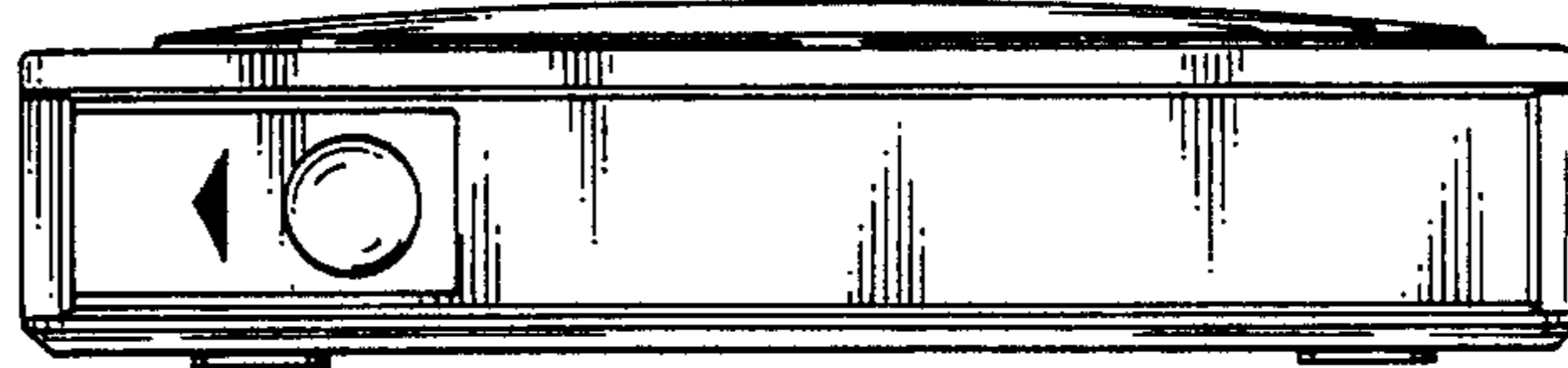


FIG. 6

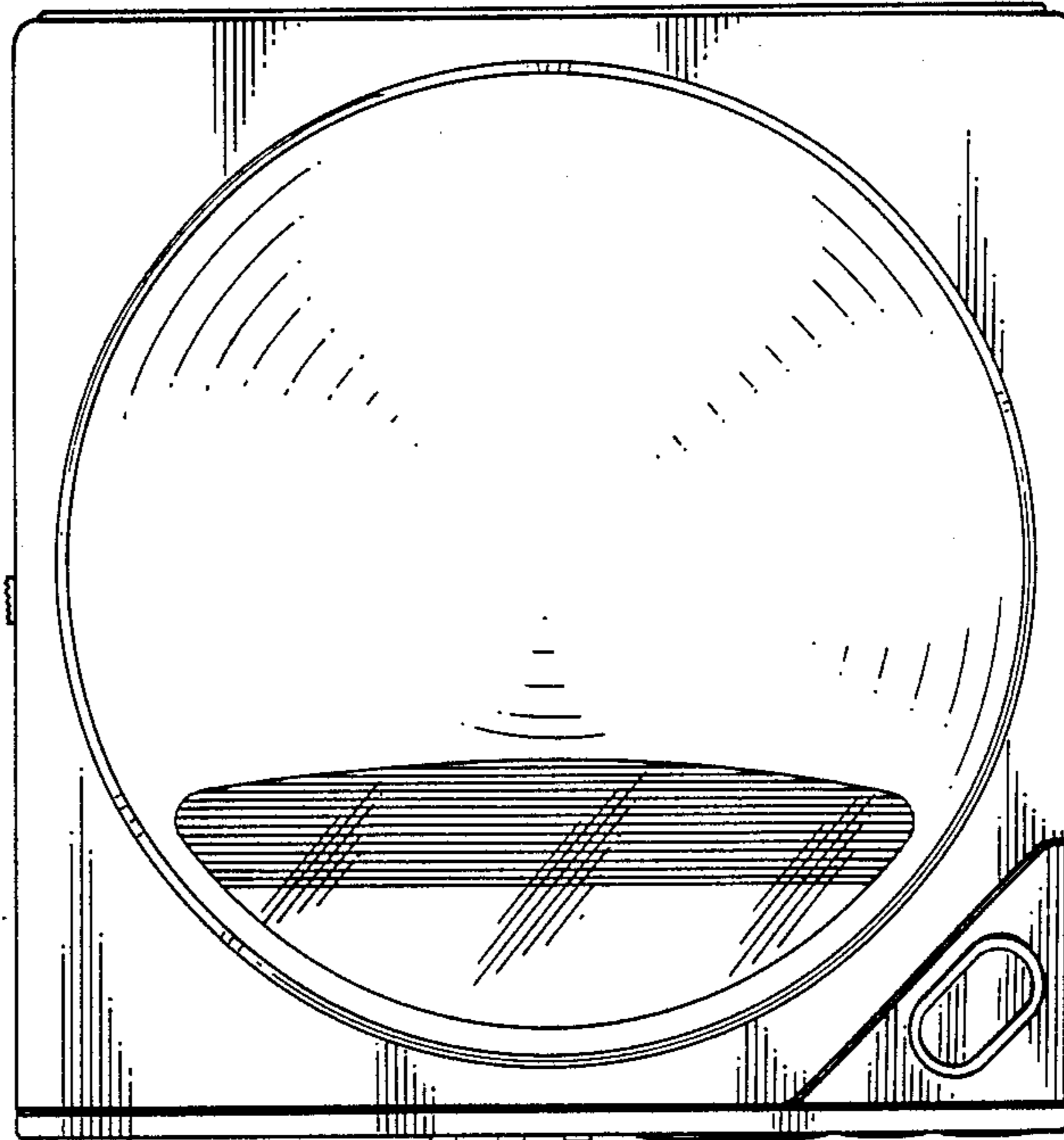


FIG. 7

