

[54] TIE DOWN CLAMP
[76] Inventor: Robert W. Carlson, 15800 63rd St.,
Milan, Ill. 61264
[**] Term: 14 Years
[21] Appl. No.: 298,493
[22] Filed: Jan. 18, 1989
[52] U.S. Cl. D8/356; D8/349;
D8/370; D8/394; D8/382
[58] Field of Search D8/356, 370, 382, 349,
D8/369, 394; 248/303, 499; 24/54.6, 67.9, 596;
410/110, 106, 101

[56] References Cited
U.S. PATENT DOCUMENTS
D. 46,621 11/1914 Schade, Jr. D8/370
1,516,024 11/1924 Meyer 248/303 X
1,964,849 7/1934 Gordon et al. 248/303
2,636,704 4/1953 Norborg 248/303 X

3,323,772 6/1967 Du Pree et al. 248/499
3,595,125 7/1971 Jacobs 410/106
4,214,686 7/1980 Dostourian 24/546 X
4,237,587 12/1980 Hsiao et al. 24/67.9 X
4,612,685 9/1986 Sanders 24/67.9
4,648,765 3/1987 Kovaleski et al. 248/499 X
4,658,479 4/1987 Sanders 24/67.9

Primary Examiner—Horace B. Fay, Jr.
Attorney, Agent, or Firm—Robert O. Richardson

[57] CLAIM

The ornamental design for a tie down clamp, as shown and described.

DESCRIPTION

FIG. 1 is a front and right side perspective view of a tie down clamp showing my new design;
FIG. 2 is a rear elevational view thereof;
FIG. 3 is a left side elevational view thereof; and
FIGS. 4 and 5 are respectively top and bottom plan views thereof.

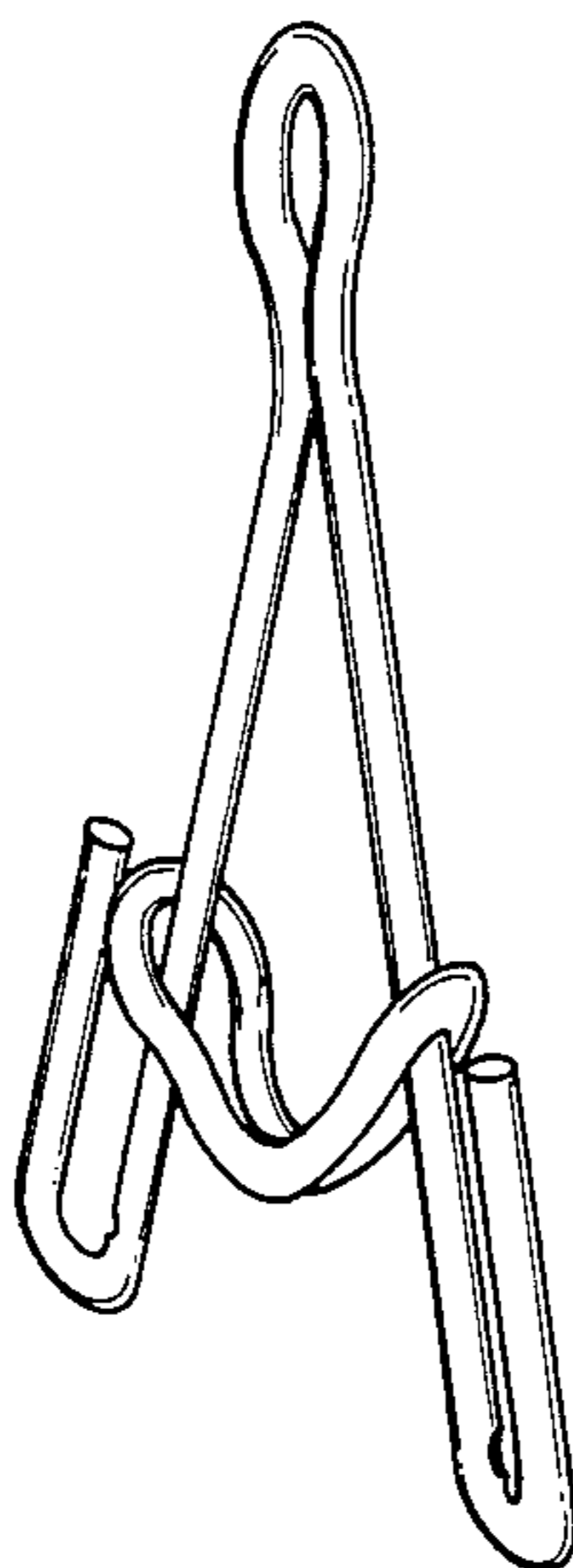


Fig — 1 —

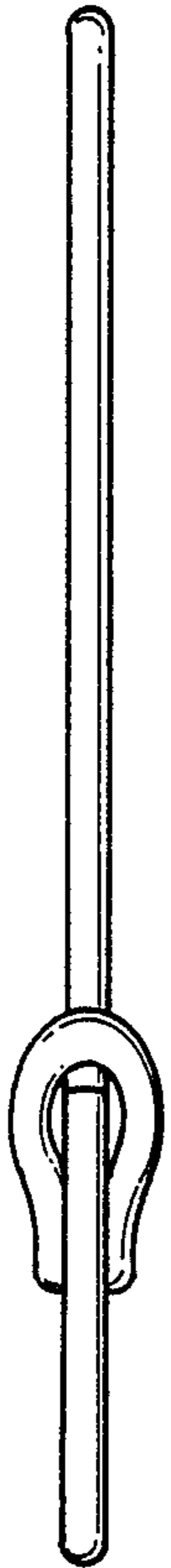
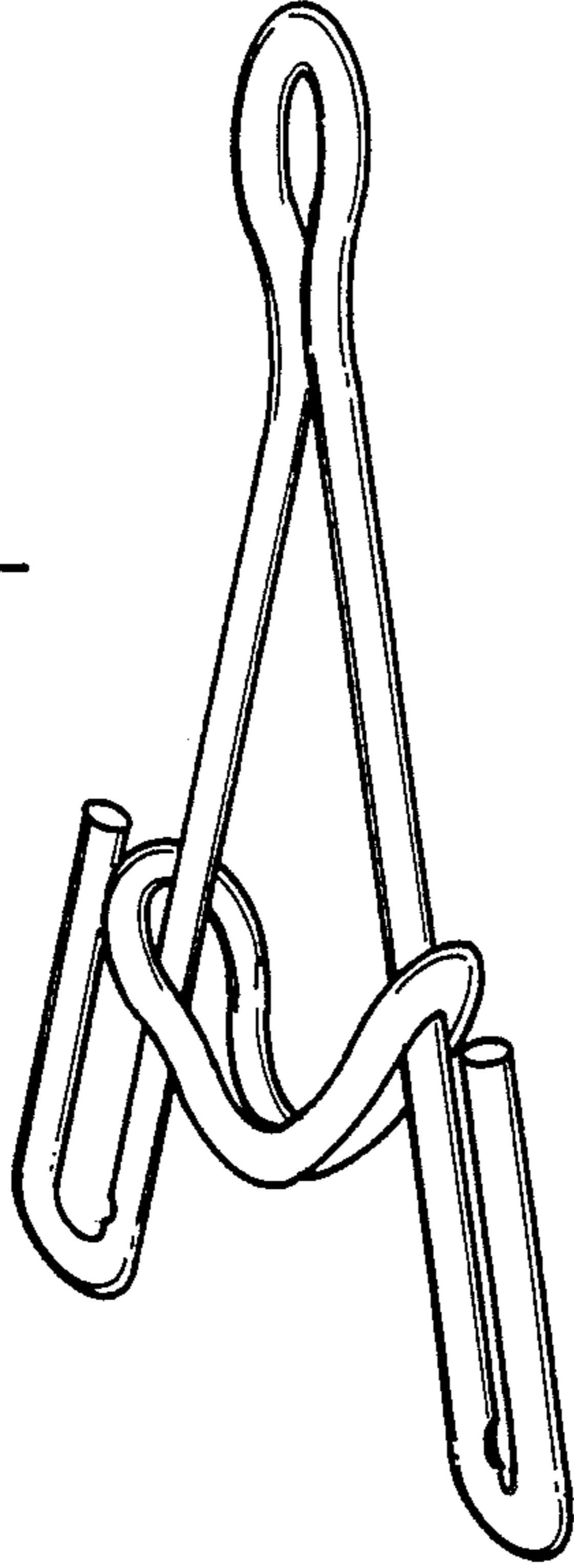


Fig — 3 —

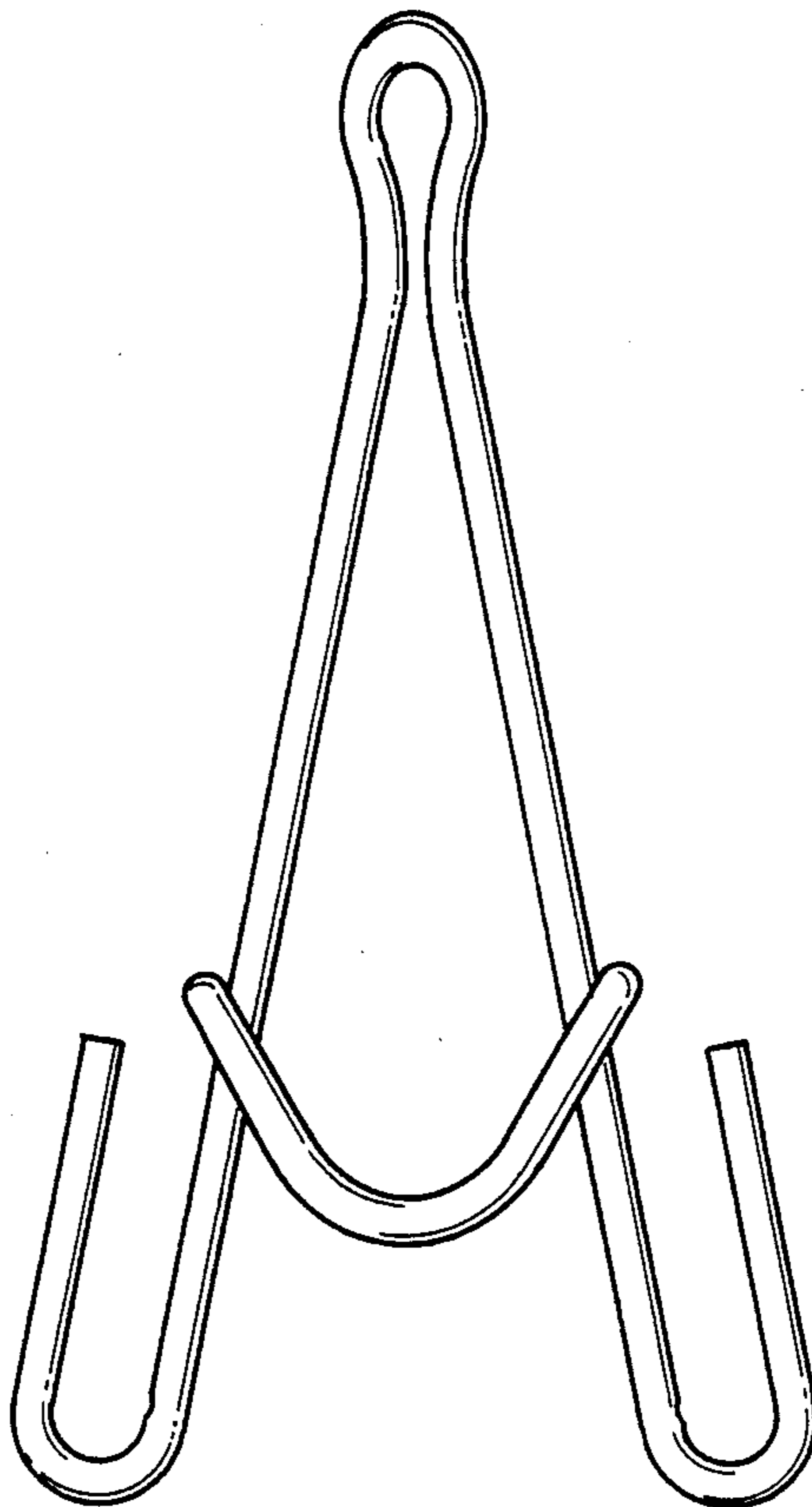


Fig — 2 —

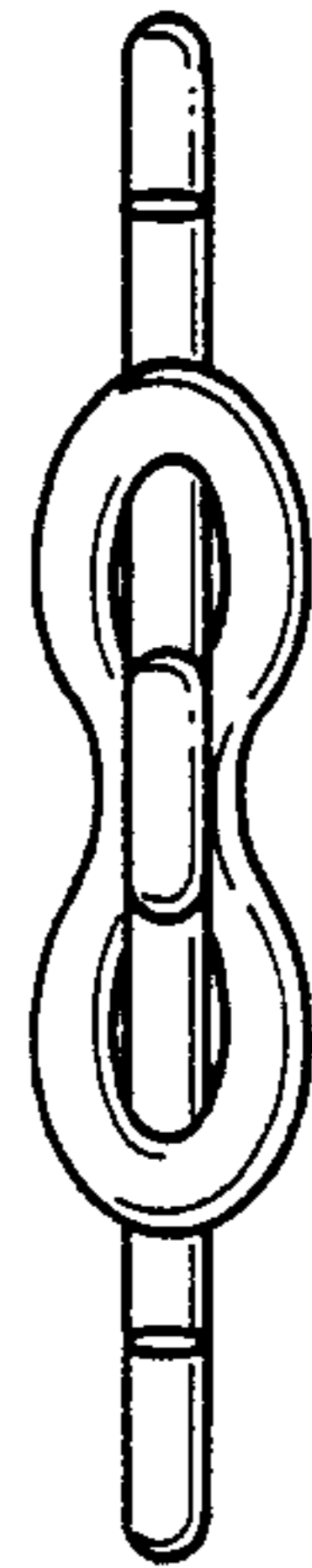


Fig — 4 —




Fig — 5 —