

[54] TIE DOWN CLAMP

[76] Inventor: Robert W. Carlson, 15800 63rd St., Milan, Ill. 61264

[**] Term: 14 Years

[21] Appl. No.: 298,494

[22] Filed: Jan. 18, 1989

[52] U.S. Cl. D8/356; D8/304; D8/370; D8/349; D8/382

[58] Field of Search D8/356, 370, 349, 367, D8/394; 248/303, 499; 24/54.6, 67.9, 596; 410/110, 101, 106

[56] References Cited

U.S. PATENT DOCUMENTS

D. 46,621	11/1914	Schade, Jr.	D8/370
1,516,024	11/1924	Meyer	248/303 X
1,964,849	7/1934	Gordon et al.	248/303
2,636,704	4/1953	Norbong	248/303 X

3,323,772	6/1967	DuPree et al.	248/499
3,595,125	7/1971	Jacobs	410/106
4,214,686	7/1980	Dostourian	24/546 X
4,237,587	12/1980	Hsiro et al.	24/67.9 X
4,612,685	9/1986	Sanders	24/67.9
4,648,765	3/1987	Kovaleski et al.	248/499 X
4,658,479	4/1987	Sanders	24/67.9

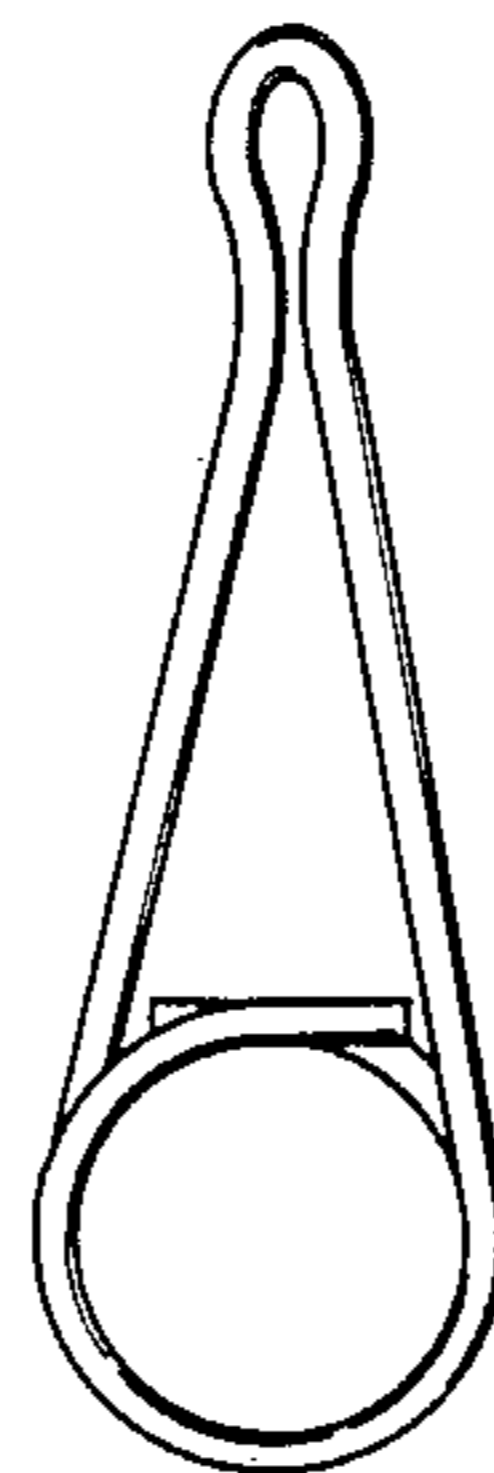
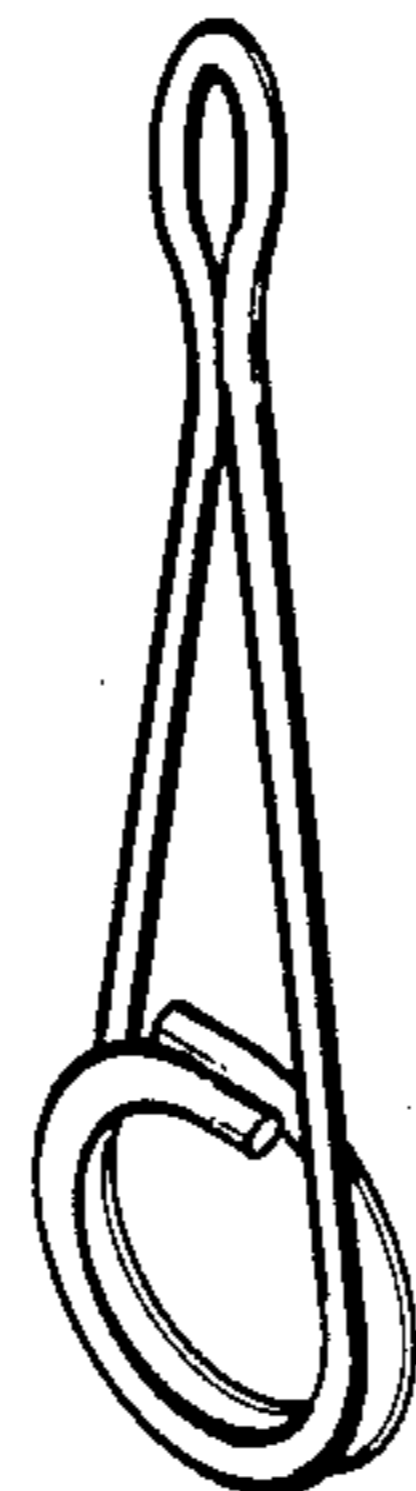
Primary Examiner—Horace B. Fay, Jr.
Attorney, Agent, or Firm—Robert O. Richardson

[57] CLAIM

The ornamental design for a tie down clamp, as shown and described.

DESCRIPTION

FIG. 1 is a front and right side perspective view of a tie down clamp showing my new design; FIG. 2 is a rear elevational view thereof; FIG. 3 is a left side elevational view thereof; and FIGS. 4 and 5 are respectively top and bottom plan views thereof.



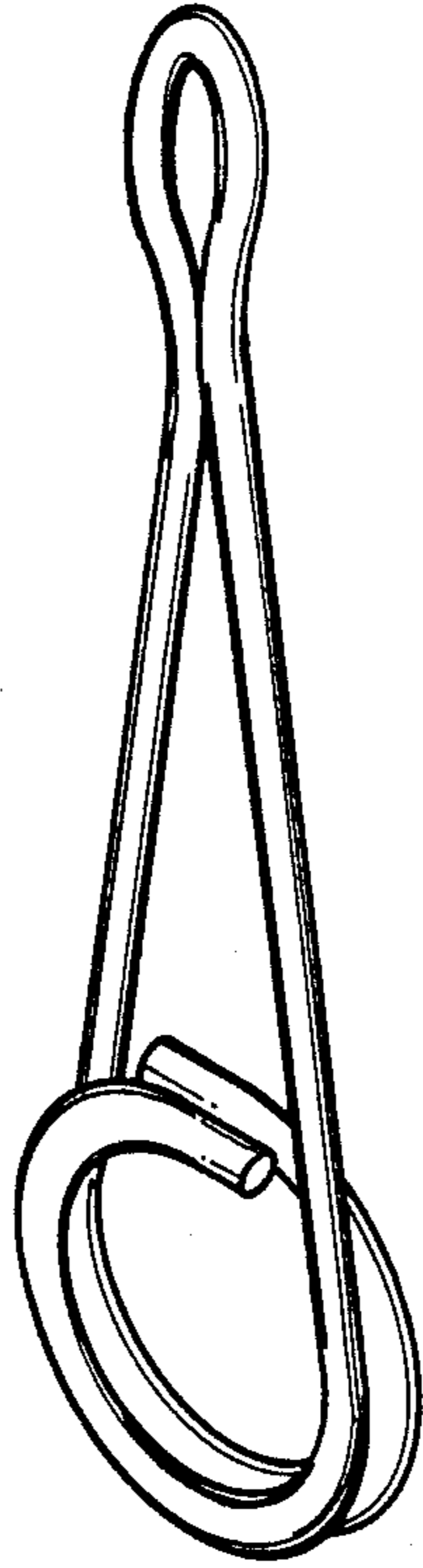


Fig — 1 —



Fig — 3 —

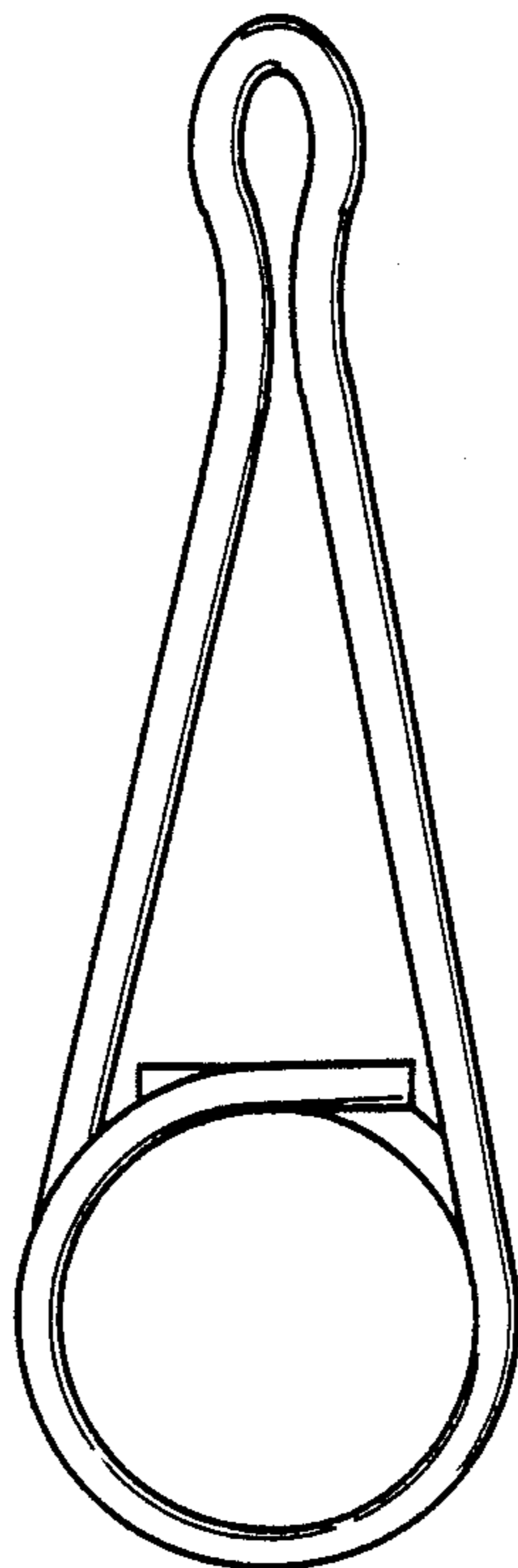


Fig — 2 —



Fig — 4 —



Fig — 5 —