

- [54] SAFETY HANDLE ATTACHMENT FOR
HAND WRENCHES
- [75] Inventor: Ronald T. McCleary, Clementon,
N.J.
- [73] Assignee: Tri-R Products, Inc., Haddonfield,
N.J.
- [**] Term: 14 Years
- [21] Appl. No.: 193,992
- [22] Filed: May 12, 1988
- [52] U.S. Cl. D8/14; D8/21;
D8/71; D8/107
- [58] Field of Search D8/14, 17-19,
D8/21-29, 107, 71; 81/176.1, 119, 177.1, 177.2,
177.4, 490, 57.3

[56] References Cited
U.S. PATENT DOCUMENTS

D. 194,157	11/1962	Thomas	30/466
D. 196,268	9/1963	Lamb	.	
1,161,270	11/1915	Vance	.	
1,632,227	6/1927	Halsey	.	
1,643,027	9/1927	Morgan	81/177.2
1,965,354	7/1934	Patock	16/114
2,884,969	5/1959	Lay	145/29
3,072,955	1/1963	Mitchell	16/114
3,185,001	5/1965	Viator	81/177
3,706,154	12/1972	Luebbers et al.	43/53.5

4,197,611	4/1980	Bell et al.	16/116 R
4,327,465	5/1982	Moritsch	29/80
4,811,637	3/1989	McCleary	81/177.2
4,848,194	7/1989	Santorineos et al.	81/177.2

FOREIGN PATENT DOCUMENTS

3401188	7/1985	Fed. Rep. of Germany	81/177.2
422518	12/1946	Italy	.	
1242861	8/1971	United Kingdom	81/119
2182252	5/1987	United Kingdom	.	

Primary Examiner—Bruce W. Dunkins
Assistant Examiner—Clare E. Heflin
Attorney, Agent, or Firm—Thomas A. Lennox

[57] CLAIM

The ornamental design for a safety handle attachment for hand wrenches, as shown and described.

DESCRIPTION

FIG. 1 is a top and right front perspective view of a safety handle attachment for hand wrenches showing my new design;
FIG. 2 is a top plan view thereof;
FIG. 3 is a front elevational view thereof;
FIG. 4 is a rear elevational view thereof;
FIG. 5 is a right side elevational view thereof, the left side being a mirror image;
FIG. 6 is a bottom plan view thereof;
FIG. 7 is a top, front and left side perspective view thereof showing a hand wrench in broken lines for illustrative purposes only.

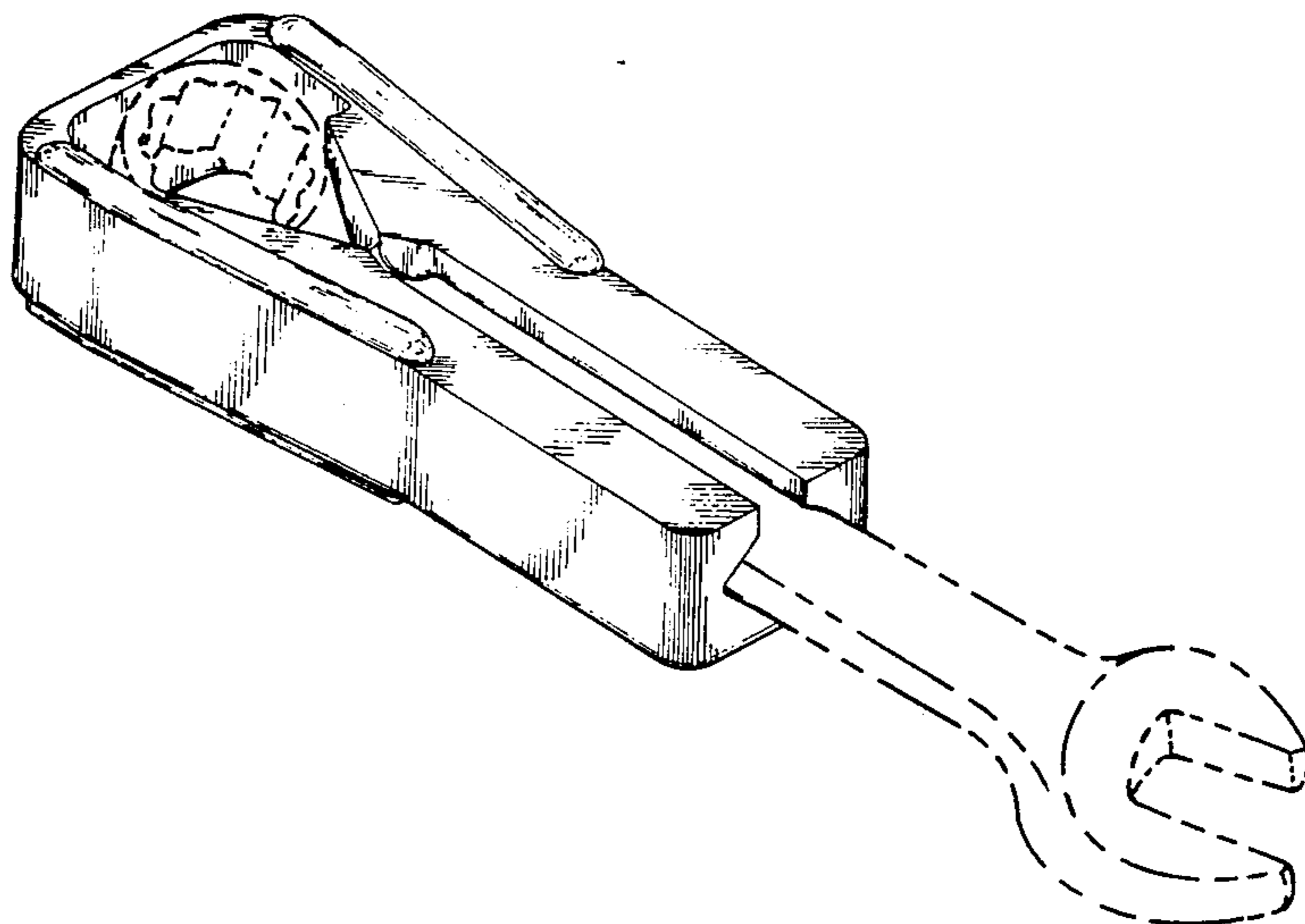


Fig. 1

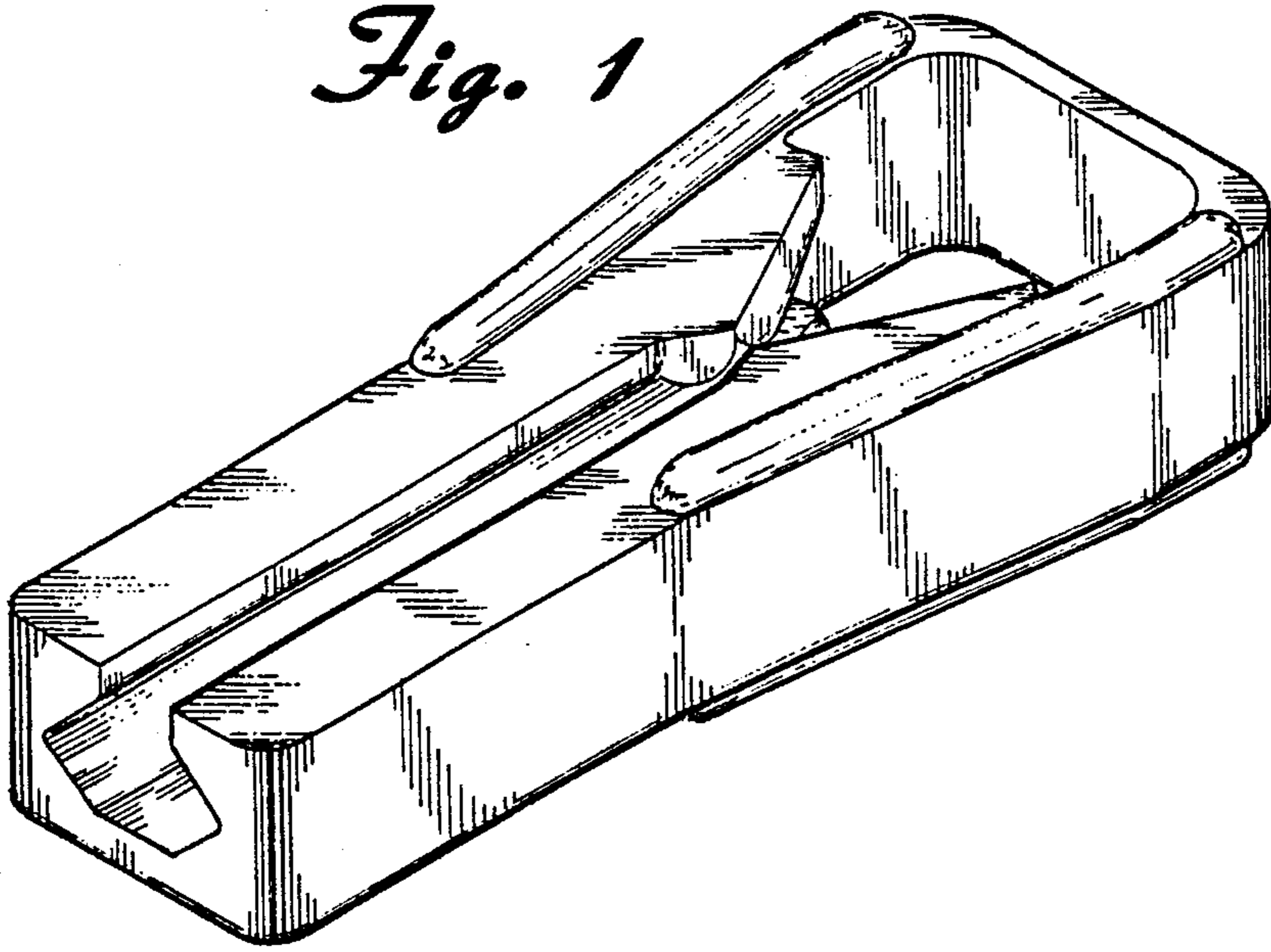


Fig. 2

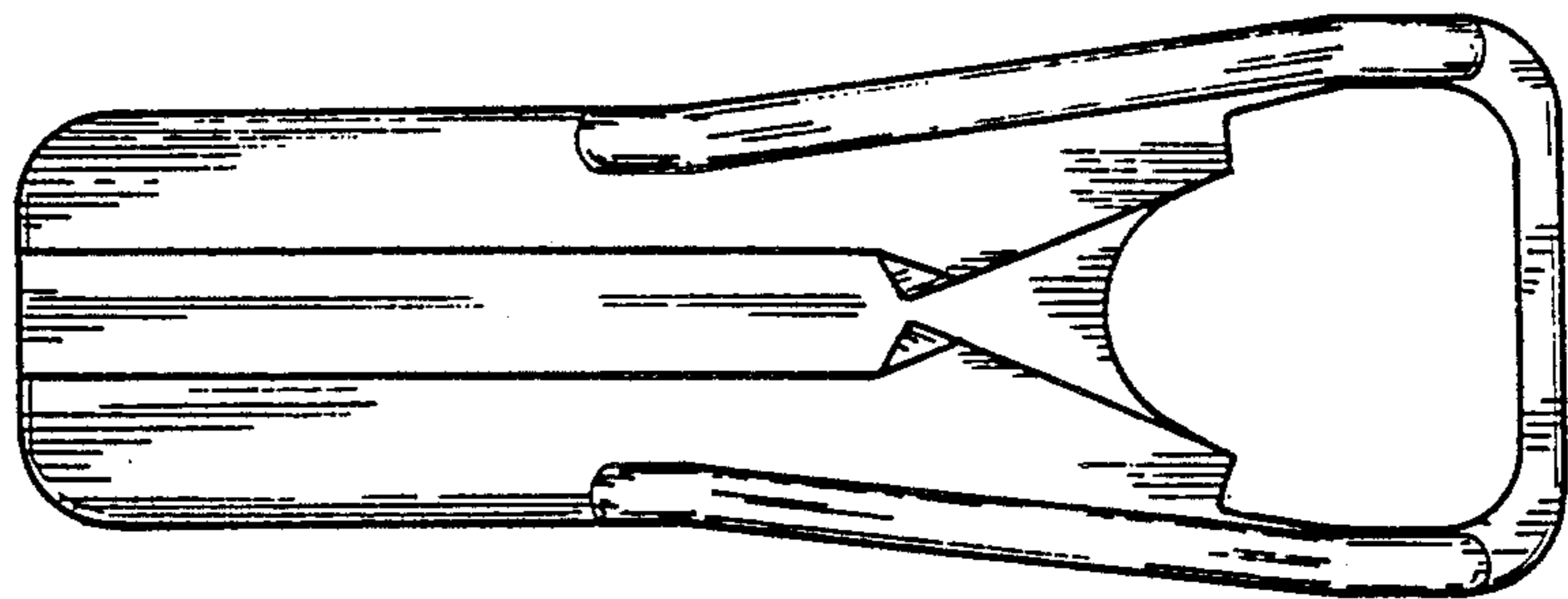


Fig. 3

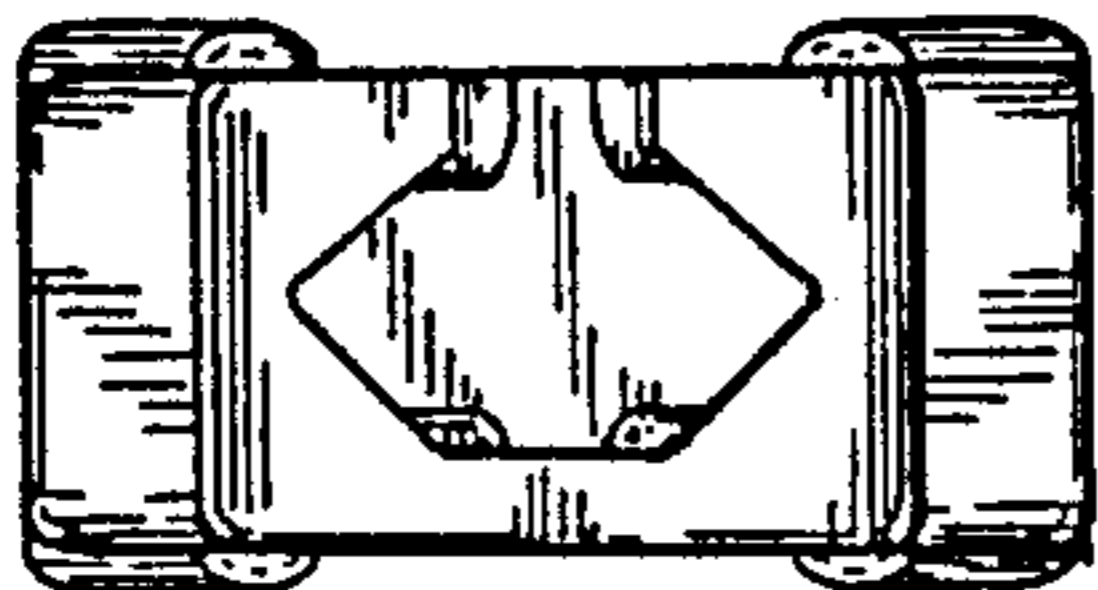


Fig. 4

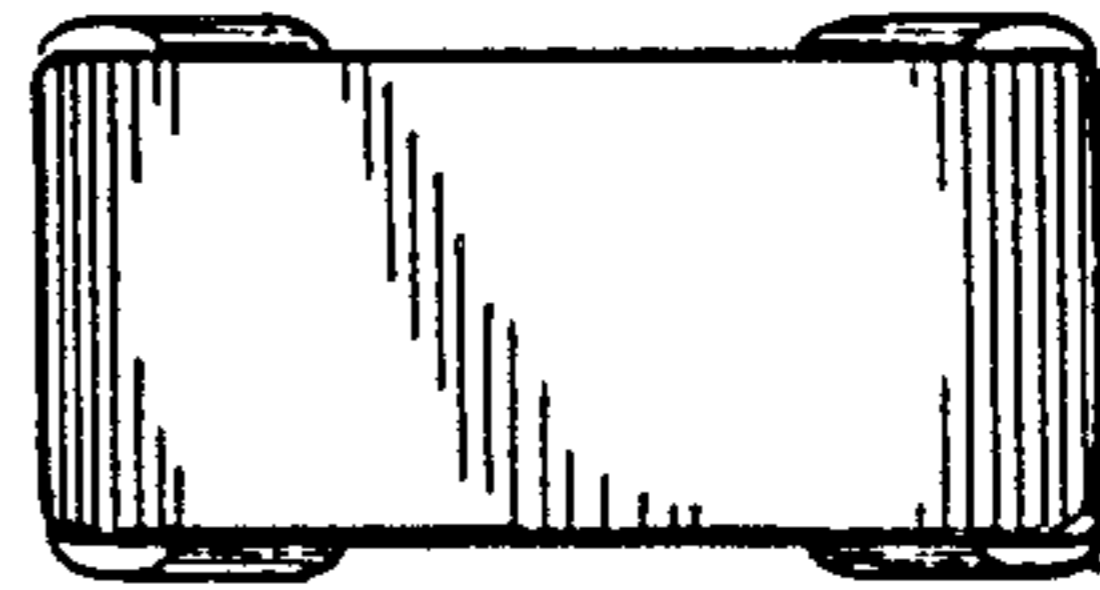


Fig. 5




Fig. 6

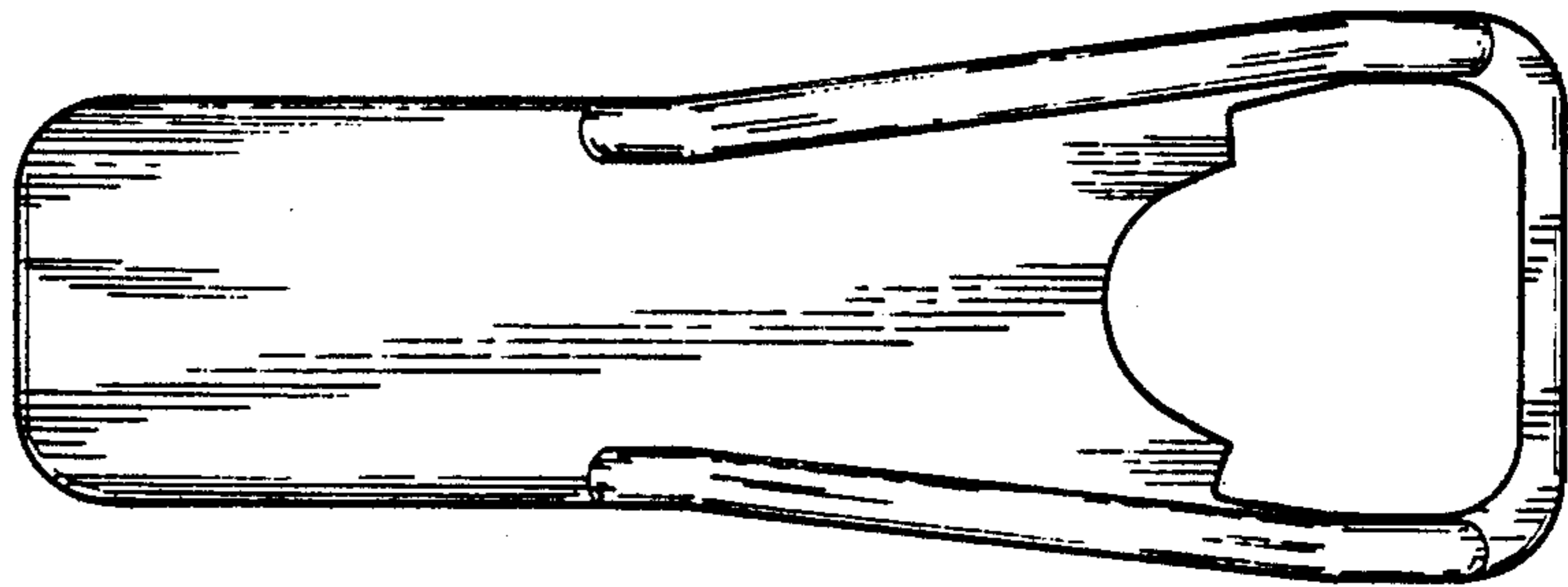


Fig. 7

