

[54] **CHAIR SEAT**

[75] **Inventors:** Wolfgang Muller-Deisig, Natzungen, Fed. Rep. of Germany; David C. Jenkins; Terry D. West, both of Grand Rapids, Mich.; Zooney C. Chu, Holland, Mich.

[73] **Assignee:** Steelcase, Inc., Grand Rapids, Mich.

[\*\*] **Term:** 14 Years

[21] **Appl. No.:** 864,959

[22] **Filed:** May 15, 1986

**Related U.S. Application Data**

[63] Continuation-in-part of Ser. No. 818,678, Jan. 14, 1986.

[52] **U.S. Cl.** ..... D6/366; D6/500

[58] **Field of Search** ..... D6/334, 364, 365, 366, D6/500; 297/440, 445

**References Cited**

**U.S. PATENT DOCUMENTS**

D. 135,333 3/1943 Brown .  
 D. 135,334 3/1943 Brown .  
 D. 184,407 12/1959 McKinley ..... D15/8  
 D. 191,705 11/1961 Galloway .  
 D. 192,635 4/1962 Anderson .  
 D. 192,799 5/1962 Eames ..... D15/1  
 D. 195,298 5/1963 Kerr ..... D15/1  
 D. 195,553 7/1963 Isola ..... D15/1  
 D. 195,770 7/1984 Isota .  
 D. 197,643 3/1964 Kramer ..... D15/1  
 D. 206,118 11/1966 Bates ..... D15/8  
 D. 213,826 4/1969 Stassle ..... D6/01  
 D. 220,388 4/1971 Kramer ..... D6/01  
 D. 223,246 4/1972 Mann .  
 D. 227,831 7/1973 Andrus ..... D6/02  
 D. 228,536 10/1973 Sottsass, Jr. .... D6/30  
 D. 231,286 4/1974 Dittert ..... D6/31  
 D. 233,808 12/1974 Ruf ..... D6/31  
 D. 236,173 8/1975 Ruf ..... D6/30  
 D. 238,646 2/1976 Schoblom ..... D6/196  
 D. 238,835 2/1976 Cassina ..... D6/26  
 D. 241,288 9/1976 Tacke ..... D6/01  
 D. 244,892 7/1977 Koepke ..... D6/31  
 D. 247,010 1/1978 Daswick ..... D6/39  
 D. 247,463 3/1978 Muller-Deisig et al. .... D6/31  
 D. 253,205 10/1979 Buhk ..... D6/30


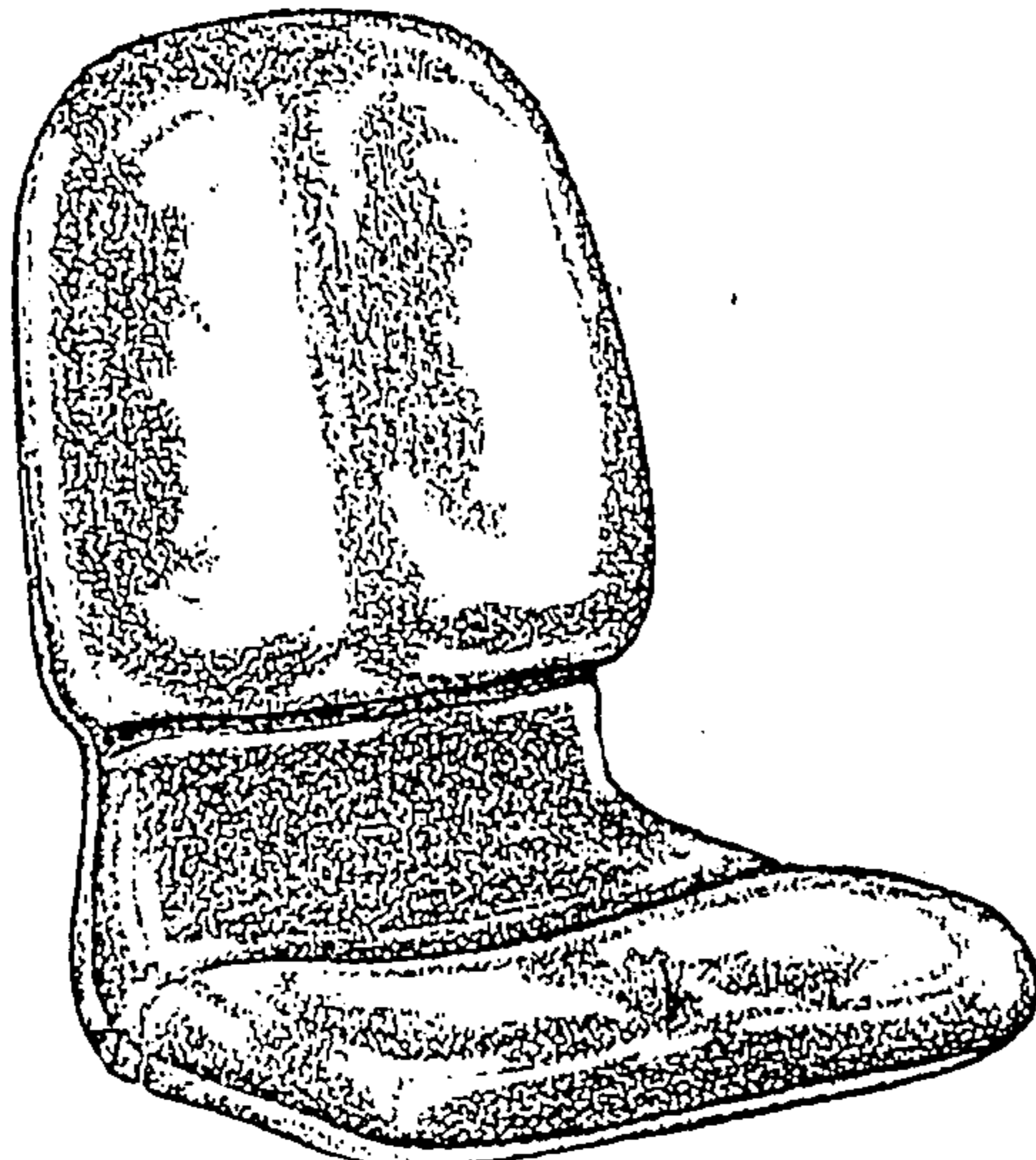
D. 253,206 10/1979 Bunk ..... D6/31  
 D. 254,640 4/1980 Deck ..... D6/31  
 D. 255,183 6/1980 Locher ..... D6/366  
 D. 255,293 6/1980 Locher ..... D6/31  
 D. 256,739 9/1980 Acton ..... D6/30  
 D. 256,967 9/1980 Hirota ..... D6/01  
 D. 257,473 11/1980 Wilson ..... D6/35  
 D. 267,680 1/1983 Leffler et al. .... D6/01  
 D. 270,316 8/1983 Ochsner ..... D6/67  
 D. 273,729 5/1984 Pelly et al. .... D6/30  
 D. 273,823 5/1984 Ambasz et al. .... D6/31  
 D. 273,925 5/1984 Caruso ..... D6/196  
 D. 274,484 7/1984 Aronowitz et al. .... D6/366  
 D. 274,958 8/1984 Aronowitz et al. .... D6/360  
 D. 275,050 8/1984 Aronowitz et al. .... D6/366  
 D. 275,054 8/1984 Aronowitz et al. .... D6/360  
 D. 276,396 11/1984 Locher ..... D6/498  
 D. 276,576 12/1984 Helmholdt ..... D6/366  
 D. 278,391 4/1985 Platner ..... D6/366  
 D. 278,869 5/1985 Bohl ..... D6/366  
 D. 279,153 6/1985 Aronowitz et al. .... D6/501  
 D. 279,154 6/1985 Aronowitz et al. .... D6/501  
 D. 279,155 6/1985 Aronowitz et al. .... D6/501  
 D. 279,332 6/1985 Diffrient ..... D6/379  
 D. 279,947 8/1985 Ballarini ..... D6/501  
 D. 282,510 2/1986 Diffrient ..... D6/366  
 D. 293,517 1/1988 Bellini ..... D6/366  
 334,756 1/1886 Denver .  
 828,670 8/1906 Kline .  
 862,565 8/1907 Kline .  
 1,512,983 11/1924 Heck .  
 2,461,082 2/1949 Purnell ..... 155/194  
 3,223,450 12/1965 Pollock ..... 297/445  
 3,489,458 1/1970 Karlsen ..... 297/417  
 3,512,835 5/1970 Flototto ..... 297/458  
 3,643,905 2/1972 Kint ..... 248/345.1  
 3,854,772 12/1974 Abrahamson et al. .  
 3,964,789 6/1976 Platner et al. .... 297/445  
 4,007,962 2/1977 Muller-Deisig et al. .  
 4,032,190 6/1977 Muller-Deisig et al. .  
 4,073,539 2/1978 Caruso ..... 297/455  
 4,084,850 4/1978 Ambasz .  
 4,277,102 7/1981 Aaras et al. .... 297/411  
 4,316,632 2/1982 Brauning .  
 4,333,683 6/1982 Ambasz .  
 4,557,521 12/1985 Lange ..... 297/285

**OTHER PUBLICATIONS**

Design Catalog, Sep., 1978 p. 96

Interiors, Feb. 1982, p. 88.

(List continued on next page.)



OTHER PUBLICATIONS

*Industrial Design*, Nov./Dec. 1977, p. 44.

*Interiors*, Jun. 1978, p. 81.

*Interiors*, Jun. 1976, p. 96.

*Design*, Dec. 1979, p. 26.

Wilkhahn FS.

*Design*, Apr. 1981, p. 38.

*Domus*, Aug. 1962, p. 48.

*Domus*, Nov. 1976, p. 55.

*Interiors*, Feb. 1975, p. 79.

*Interiors*, Sep. 1976, p. 33.

*Interiors*, Jun. 1978, p. 63.

*The Merchandise Mart*, Jun. 1980, p. 80.

Rosemount.

GF Business Equipment.

*Primary Examiner*—Bruce W. Dunkins

*Assistant Examiner*—Ann Hunt

*Attorney, Agent, or Firm*—Price, Heneveld, Cooper,

DeWitt & Litton

[57]

CLAIM

The ornamental design for a chair seat, as shown and described.

DESCRIPTION

FIG. 1 is a perspective view of a chair seat showing our design;

FIG. 2 is a rear elevation view;

FIG. 3 is a right hand side elevational view, wherein the left hand side elevational view is substantially identical;

FIG. 4 is a front elevational view; and

FIG. 5 is a side perspective view thereof, on an enlarged scale;

FIG. 6 is a front perspective view of a second embodiment of the chair seat showing our new design;

FIG. 7 is a front elevational view;

FIG. 8 is a rear elevational view; and

FIG. 9 is a right hand side elevational view thereof, wherein the left side elevational view is substantially identical;

FIG. 10 is a front perspective view of a third embodiment of the chair seat showing our new design;

FIG. 11 is a front elevational view;

FIG. 12 is a rear elevational view; and

FIG. 13 is a right hand side elevational view thereof, wherein the left hand side elevational view is substantially identical;

FIG. 14 is a front perspective view of a fourth embodiment of the chair seat showing our design;

FIG. 15 is a front elevational view;

FIG. 16 is a right hand side elevational view, wherein the left hand side elevational view is substantially identical; and

FIG. 17 is a rear elevational view thereof;

FIG. 18 is a front perspective view of a fifth embodiment of the chair seat showing our new design, on an enlarged scale;

FIG. 19 is a front elevational view of the chair seat;

FIG. 20 is a rear elevational view of the chair seat as shown in FIG. 19; and

FIG. 21 is a right hand side elevational view of the chair seat as shown in FIG. 19, wherein the left hand side of the elevational view is substantially identical.

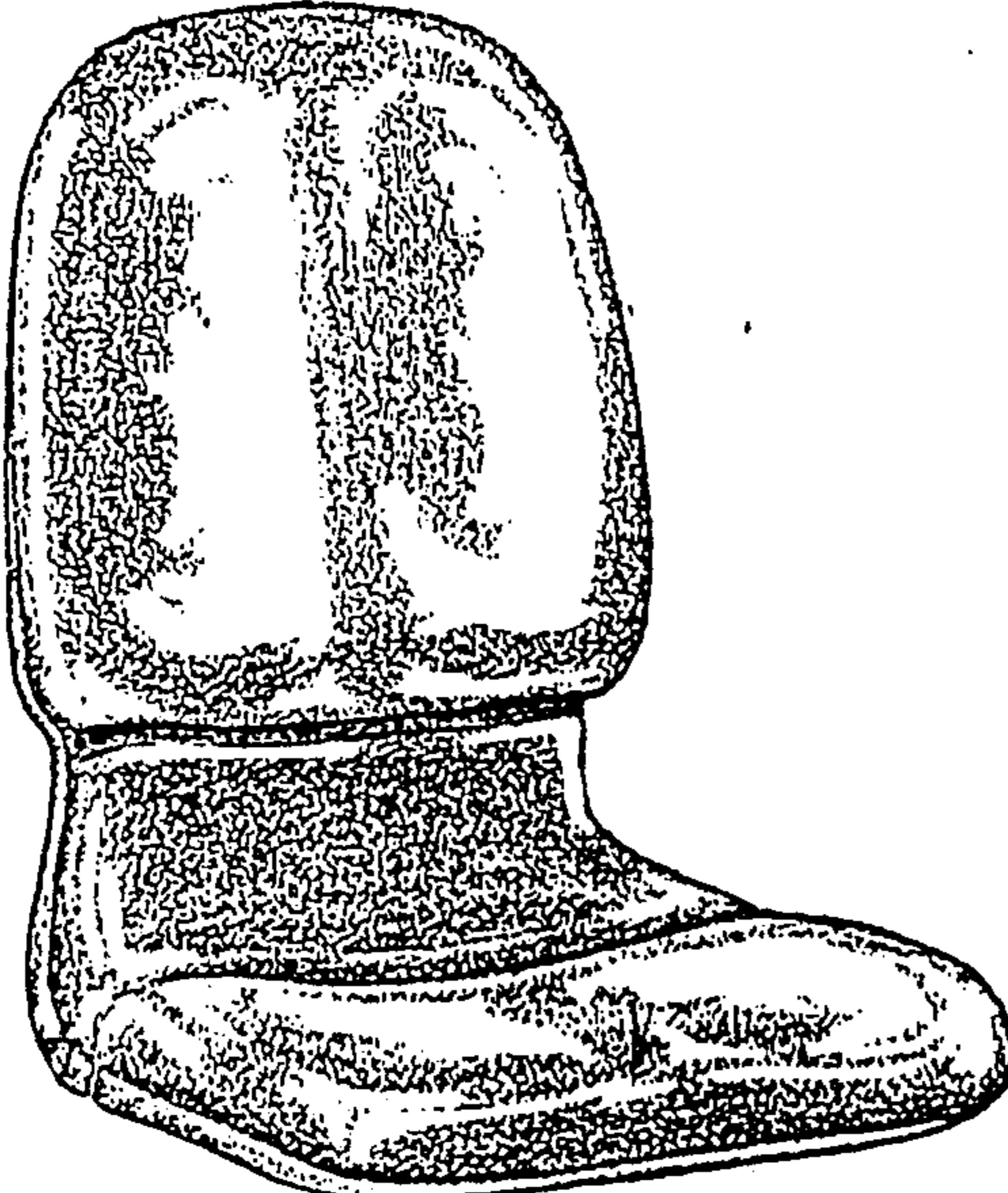


FIG. 1

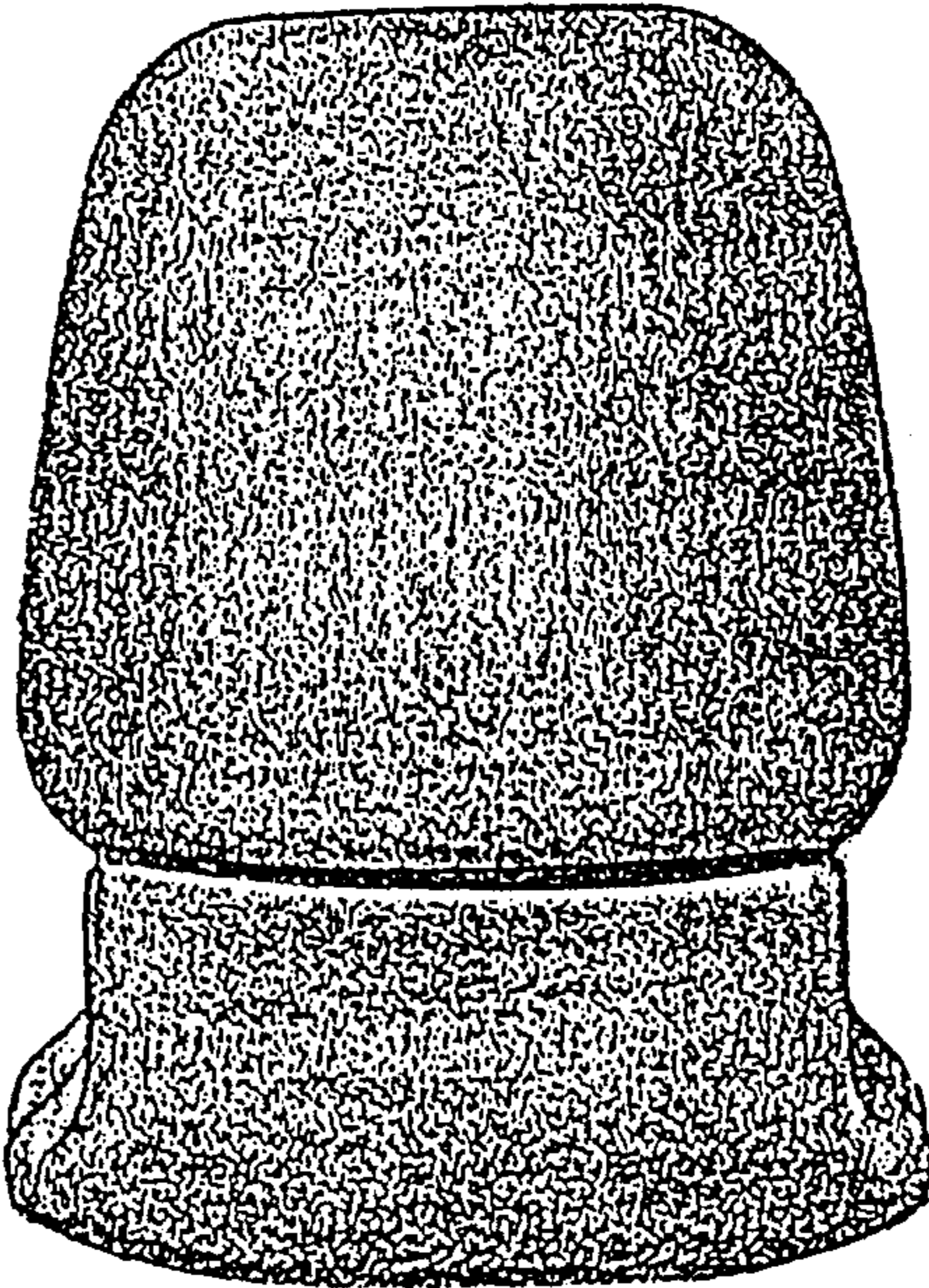


FIG. 2

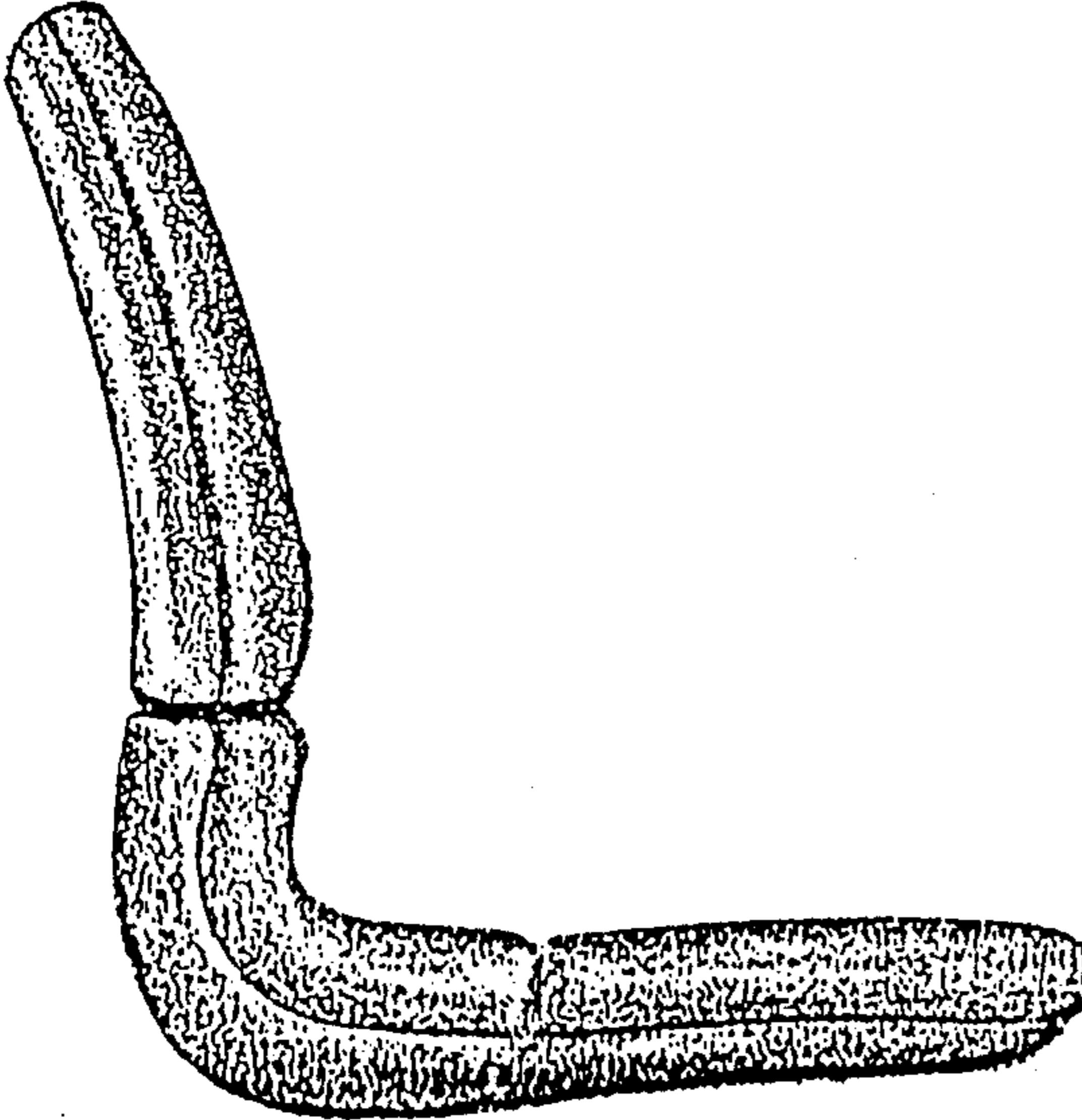


FIG. 3

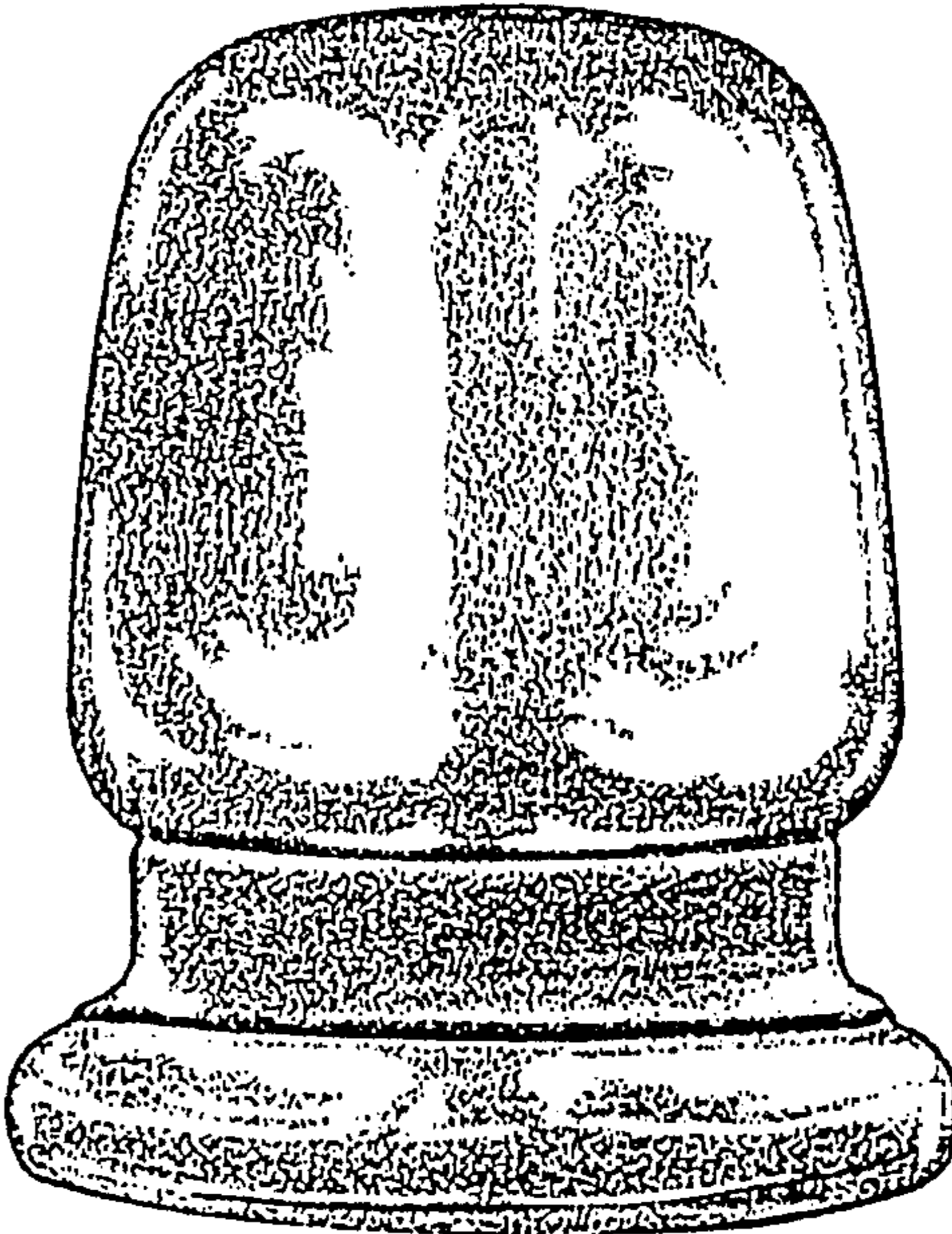


FIG. 4

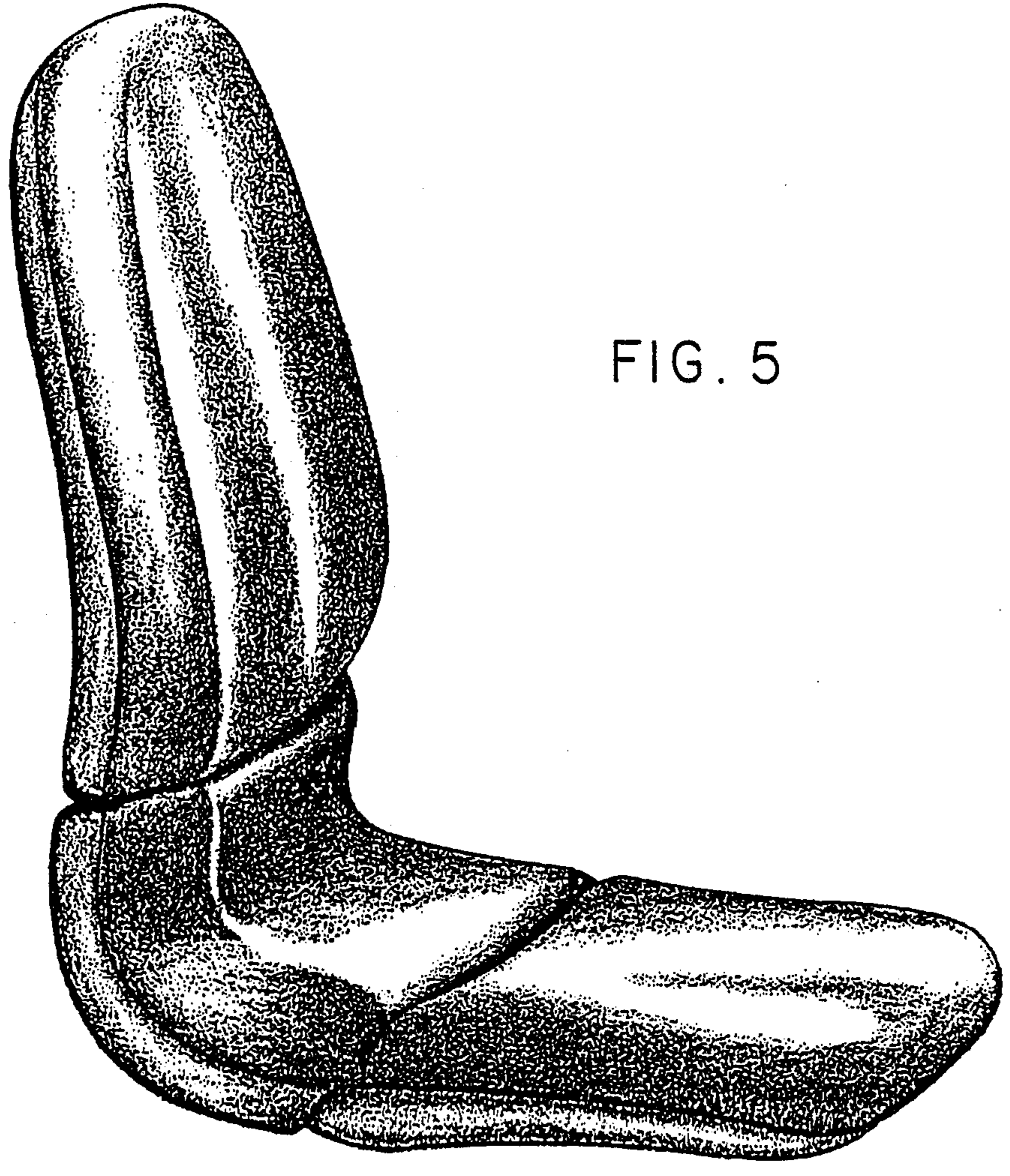


FIG. 5




FIG. 6




FIG. 7

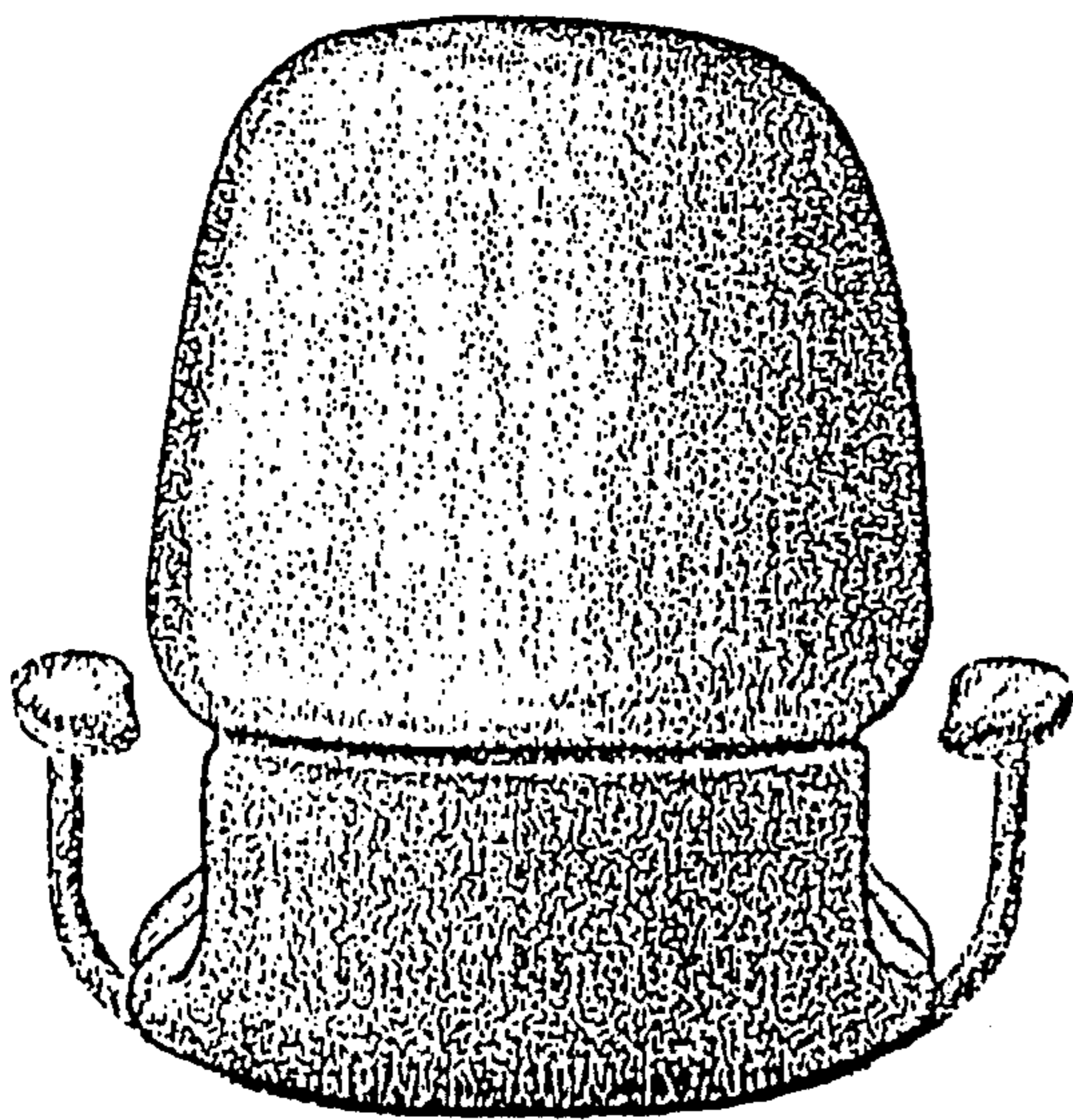


FIG. 8

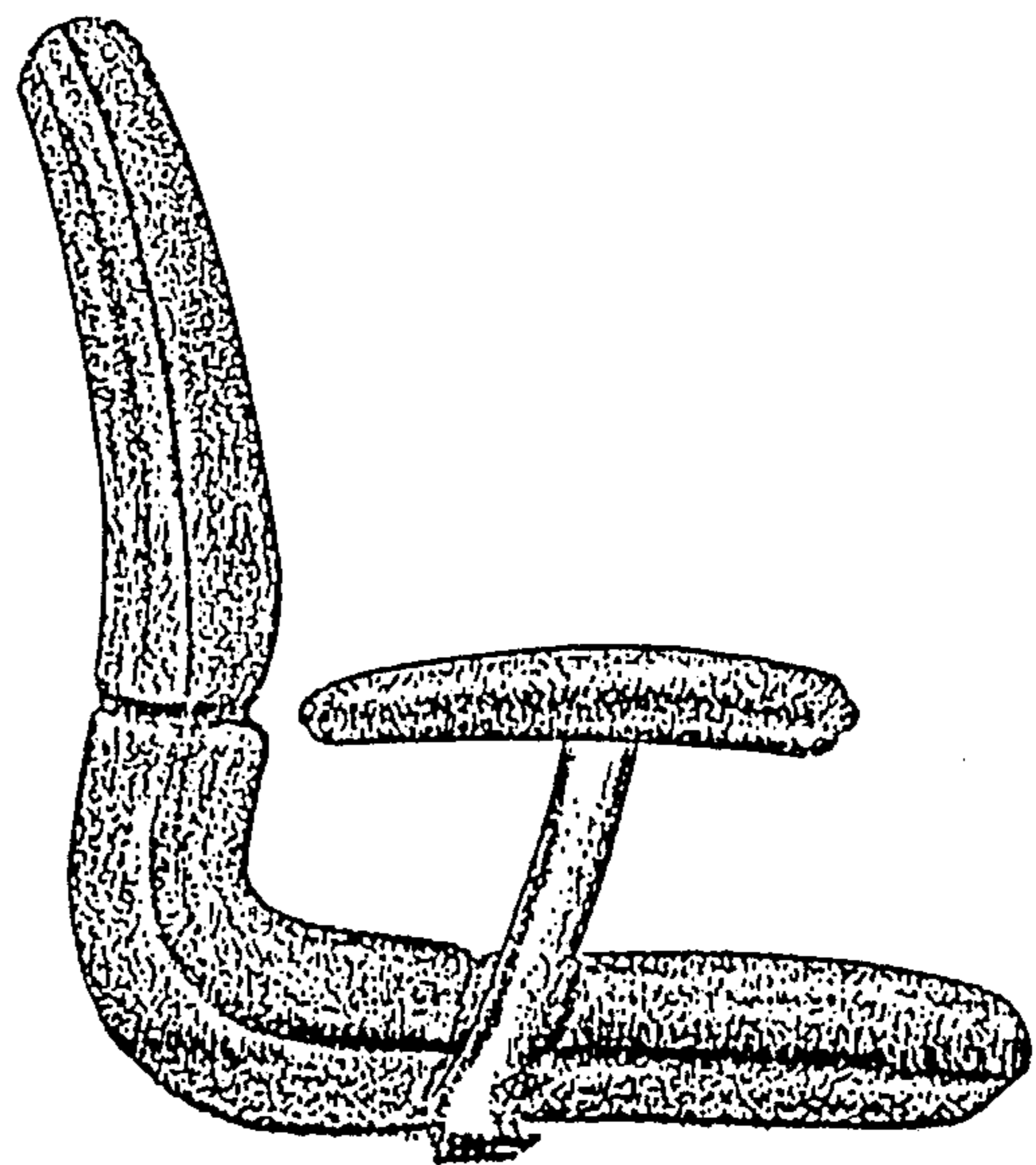


FIG. 9




FIG. 10

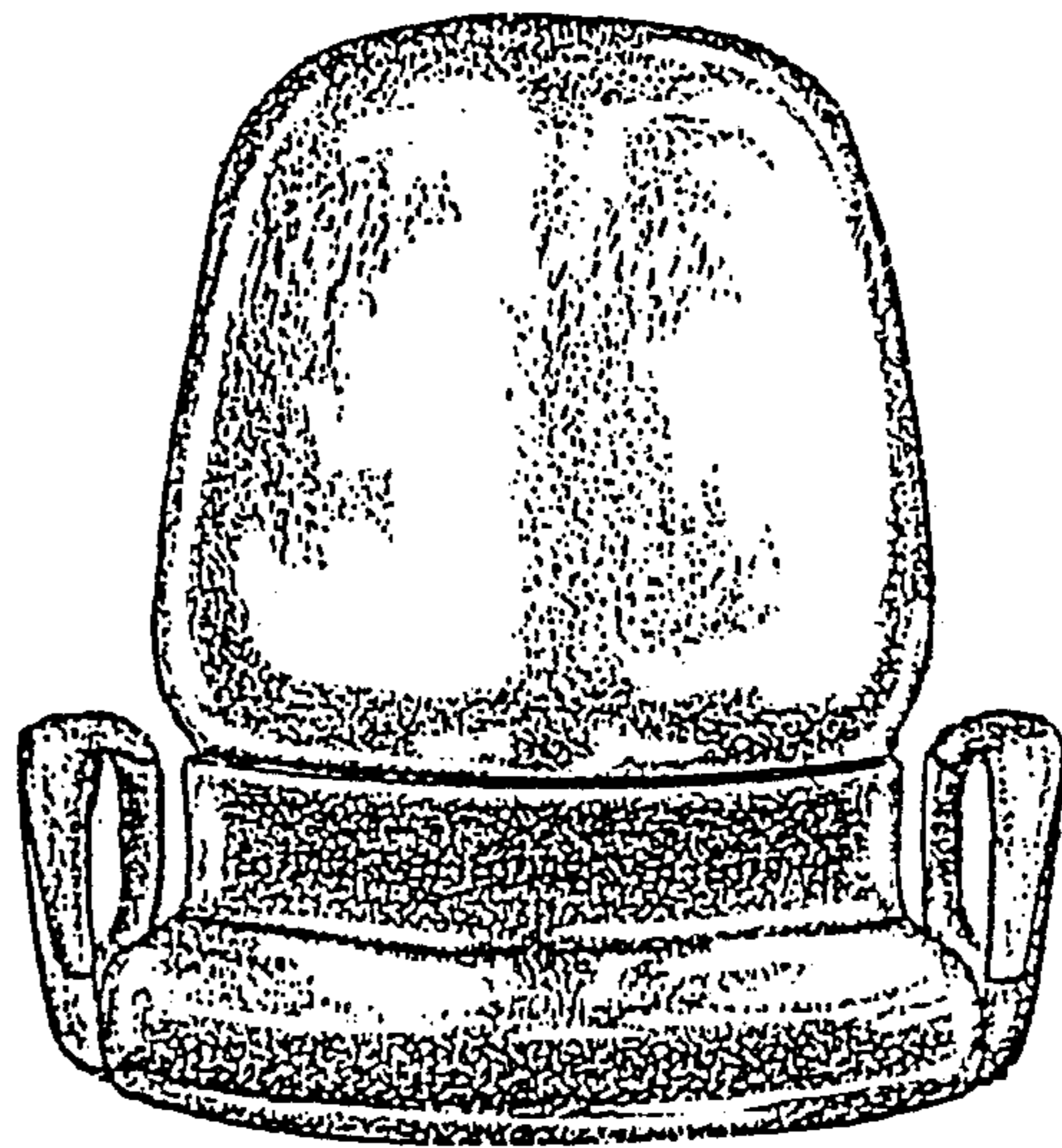


FIG. 11

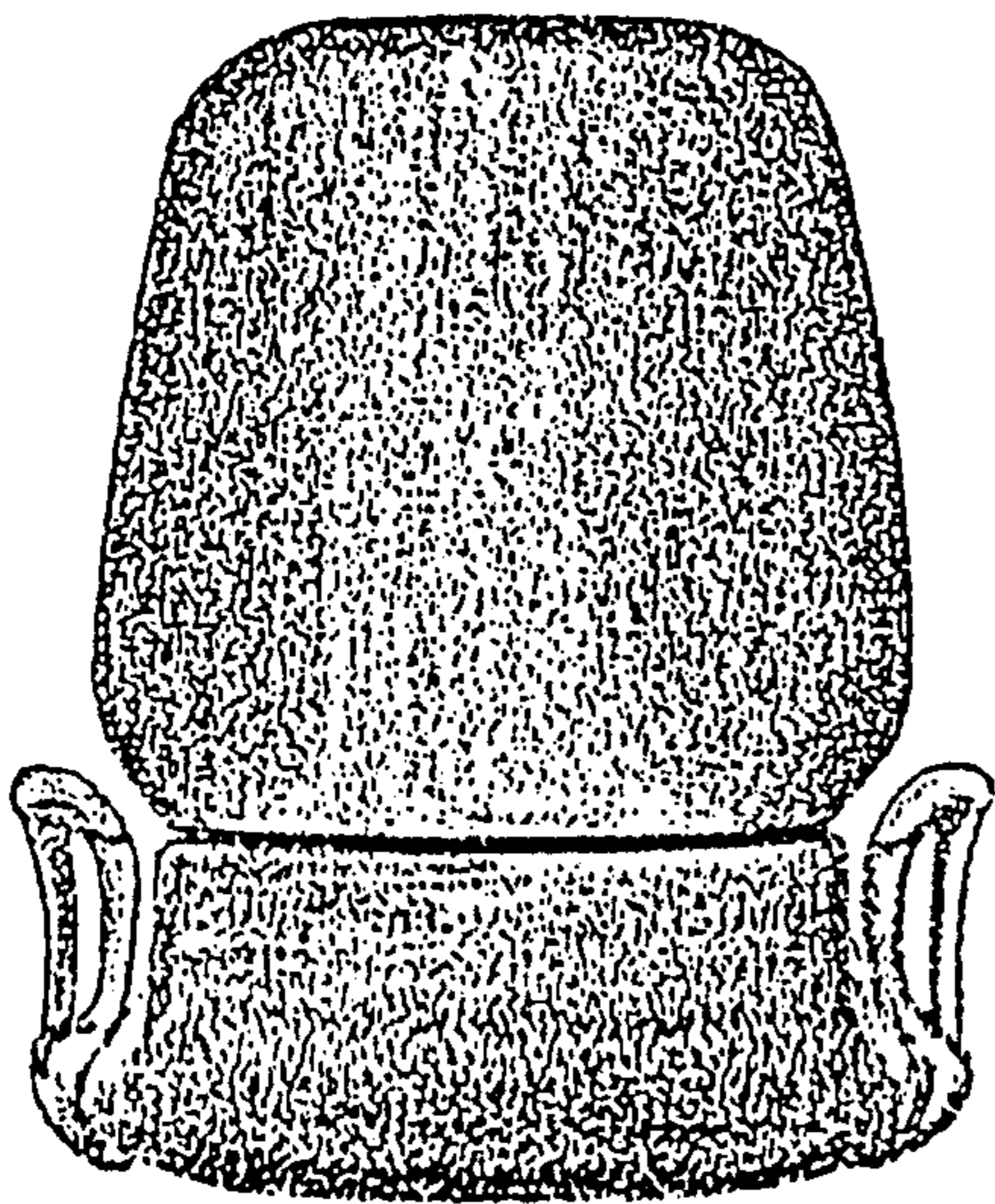


FIG. 12

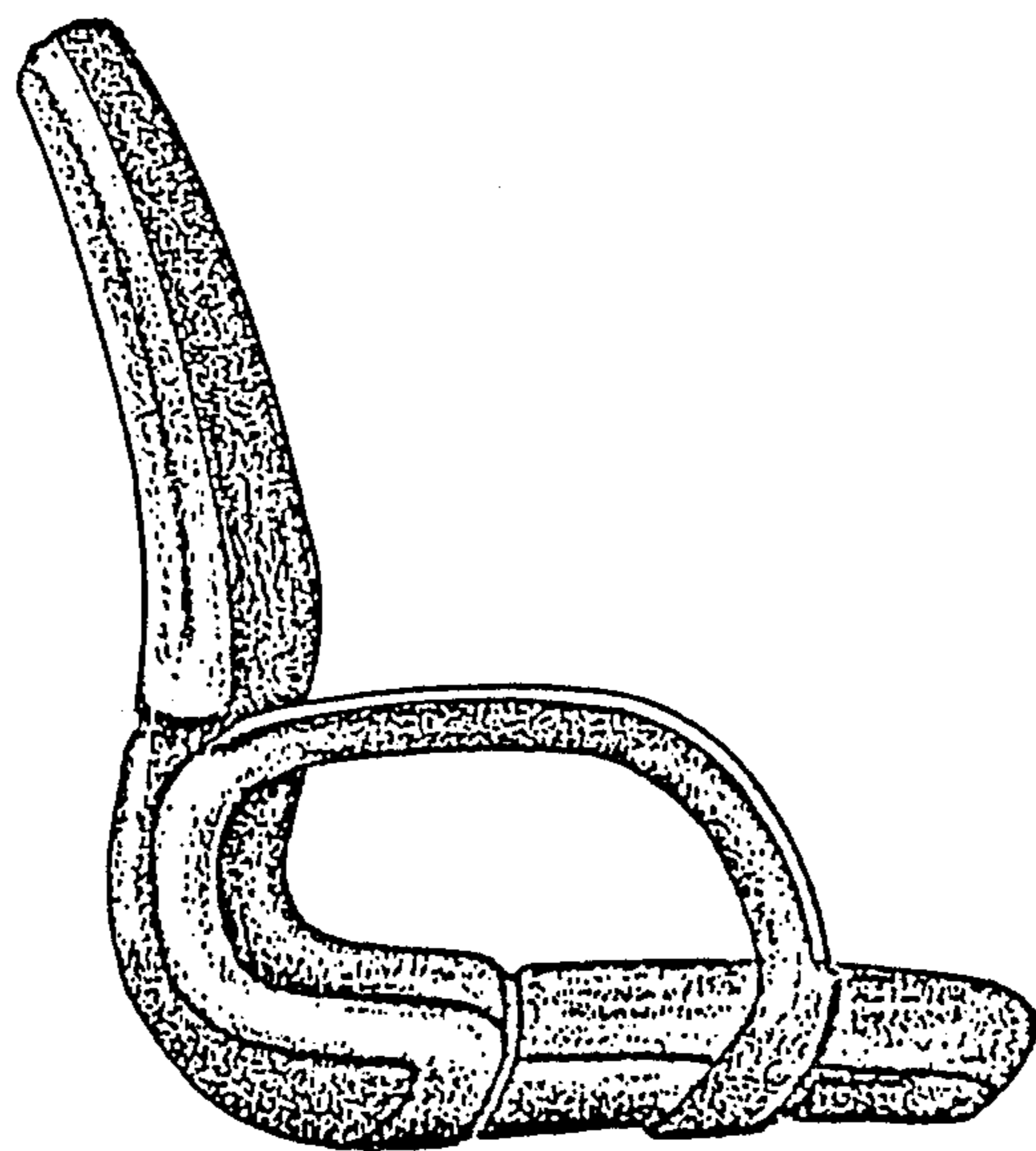


FIG. 13

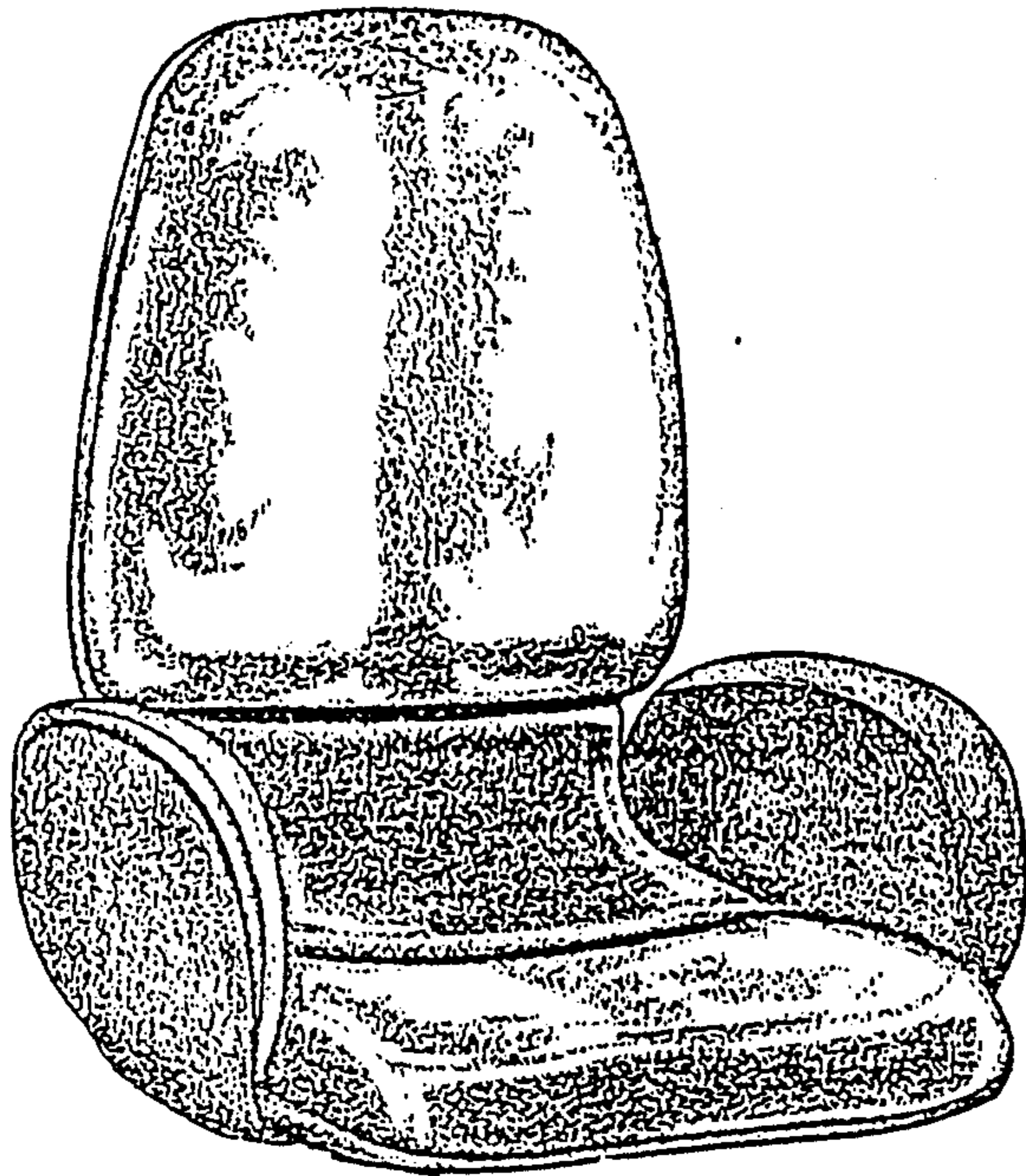


FIG. 14

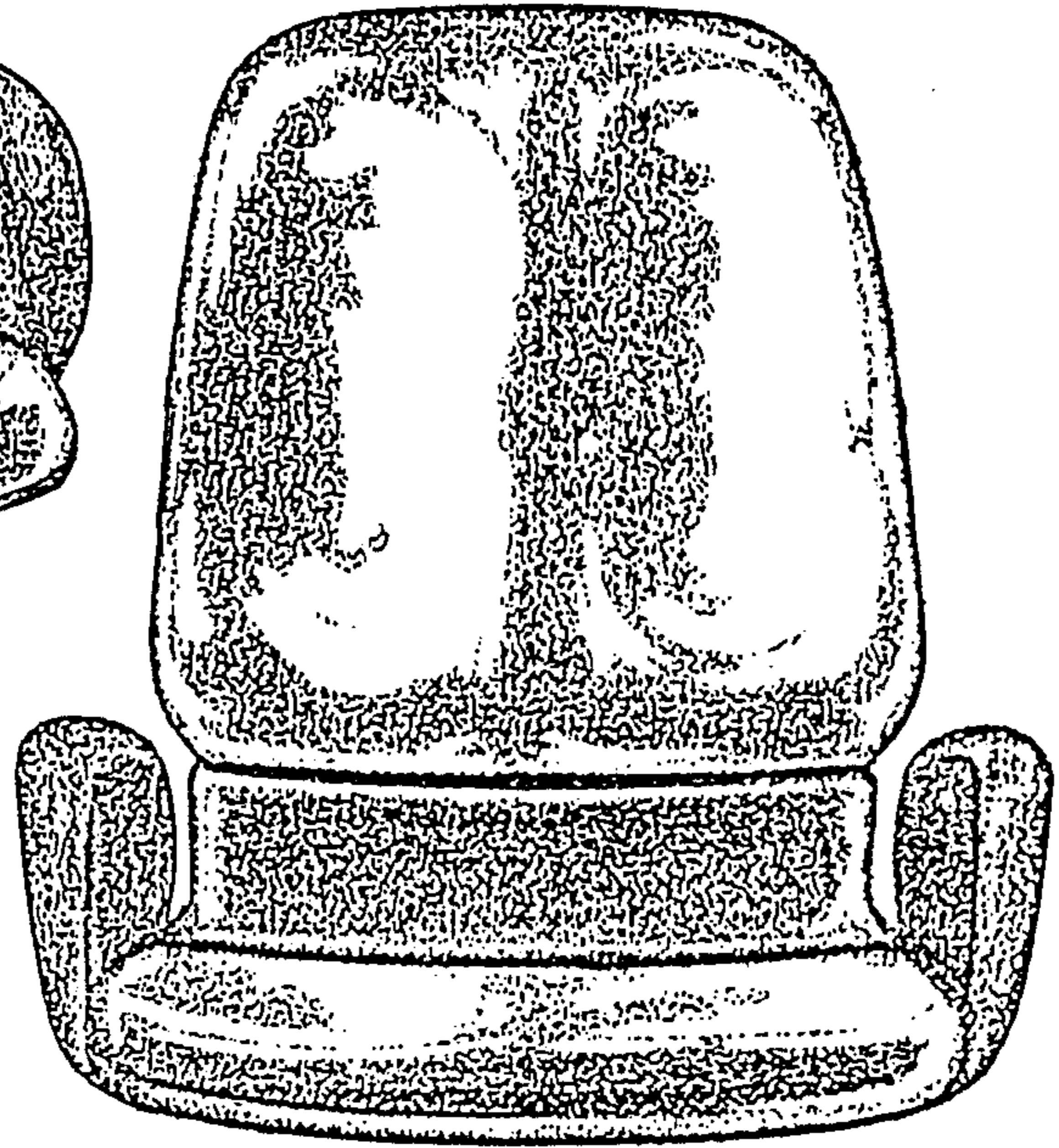


FIG. 15




FIG. 16

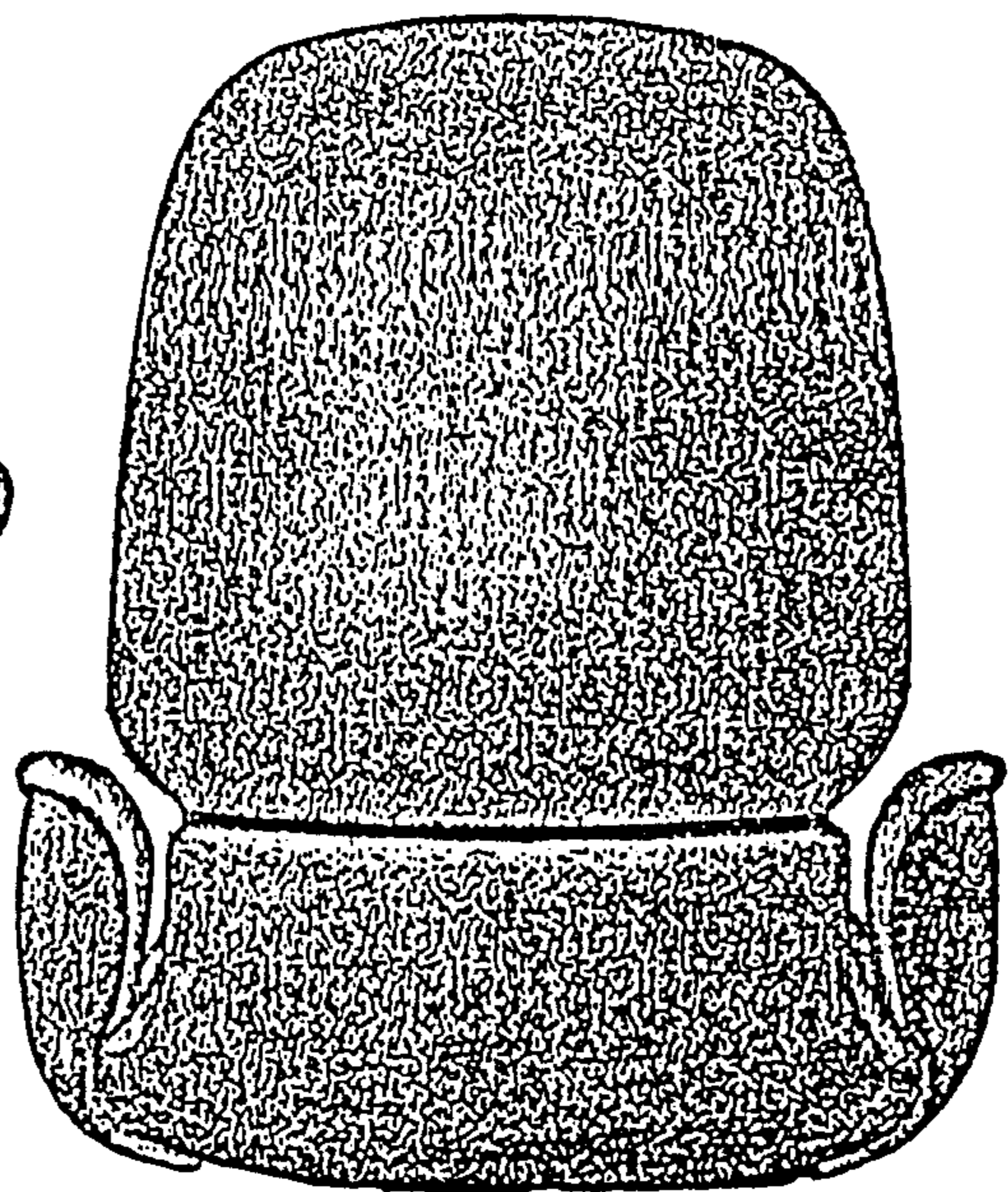


FIG. 17

FIG. 18




FIG. 21

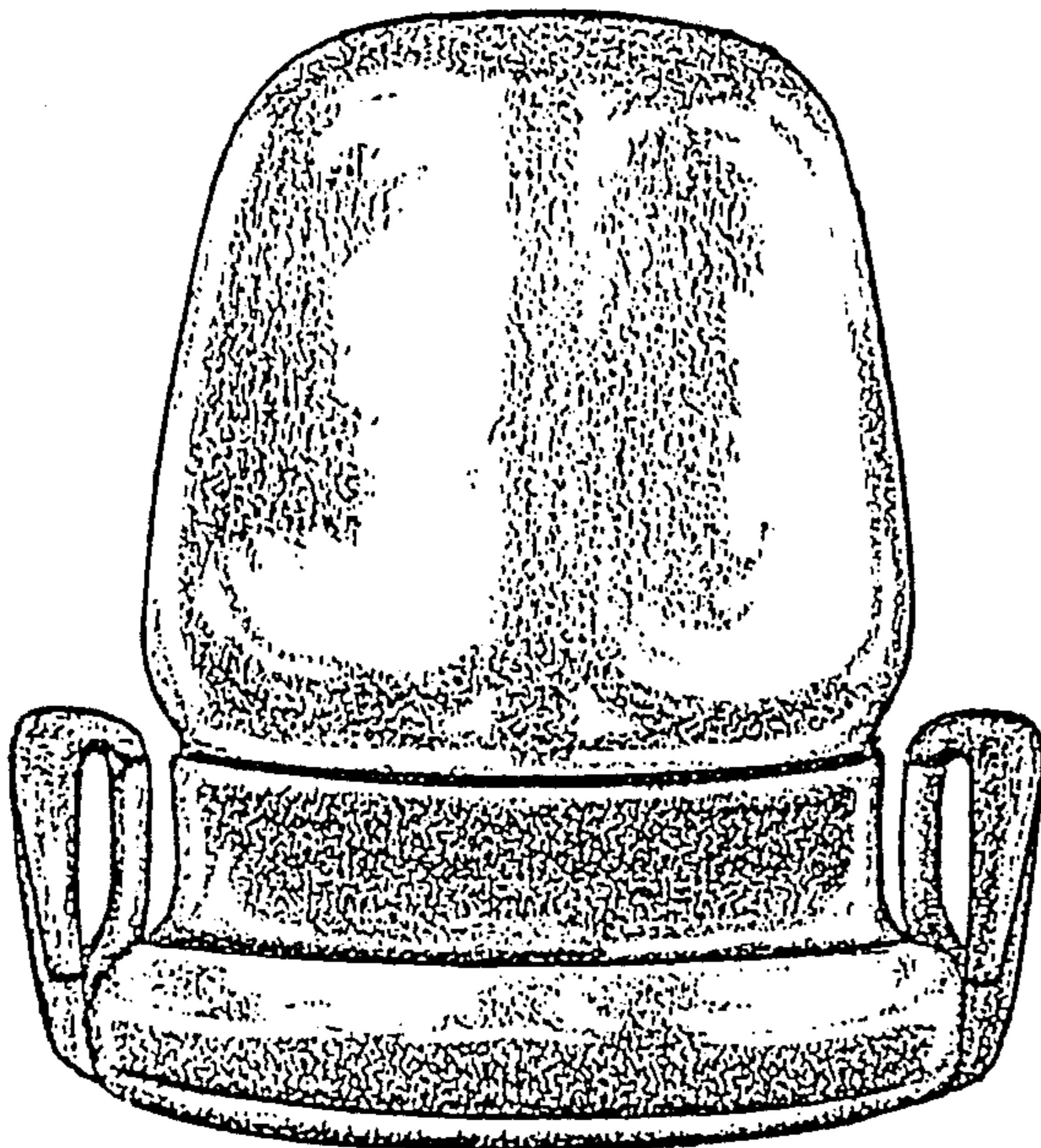
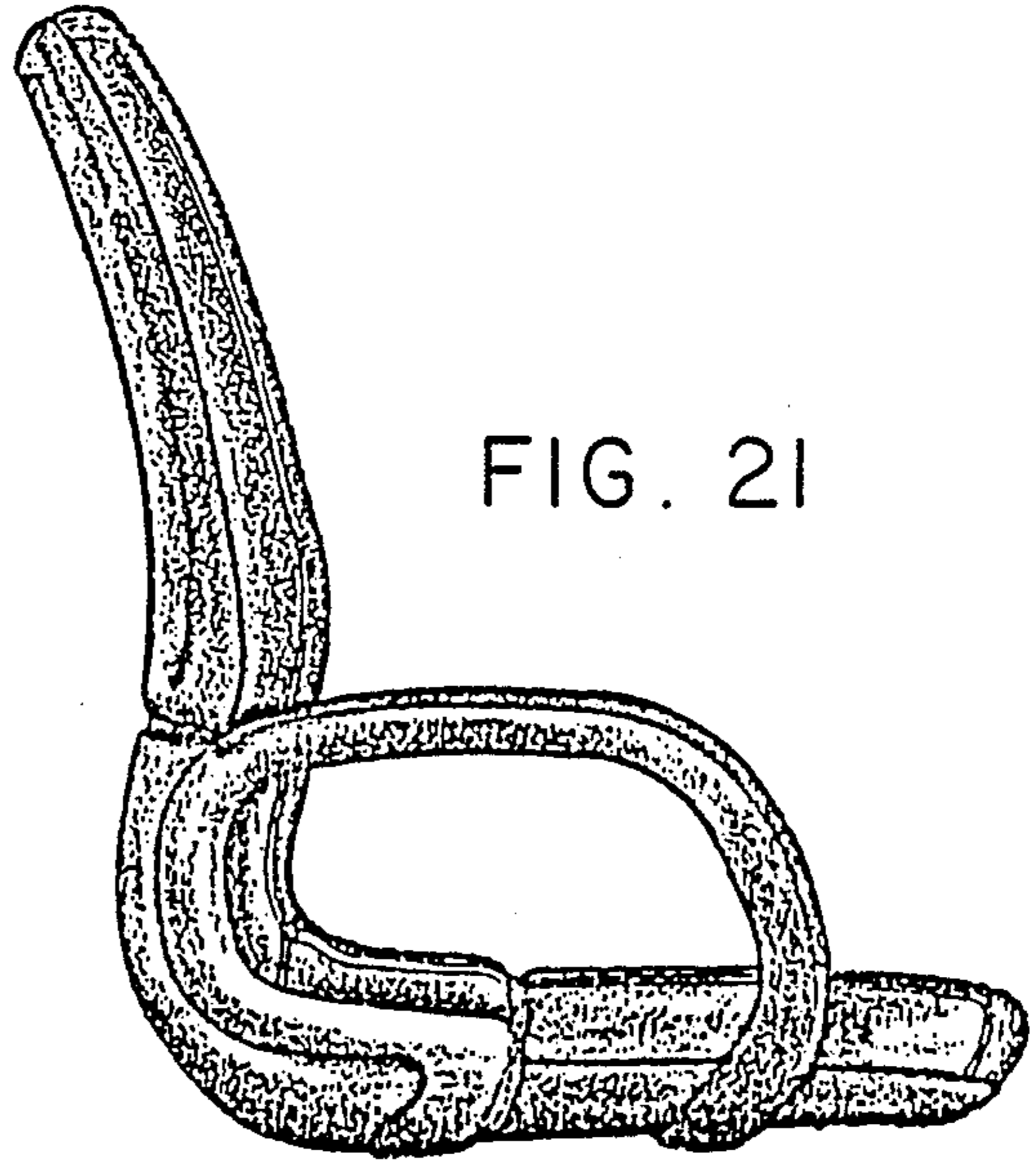


FIG. 19

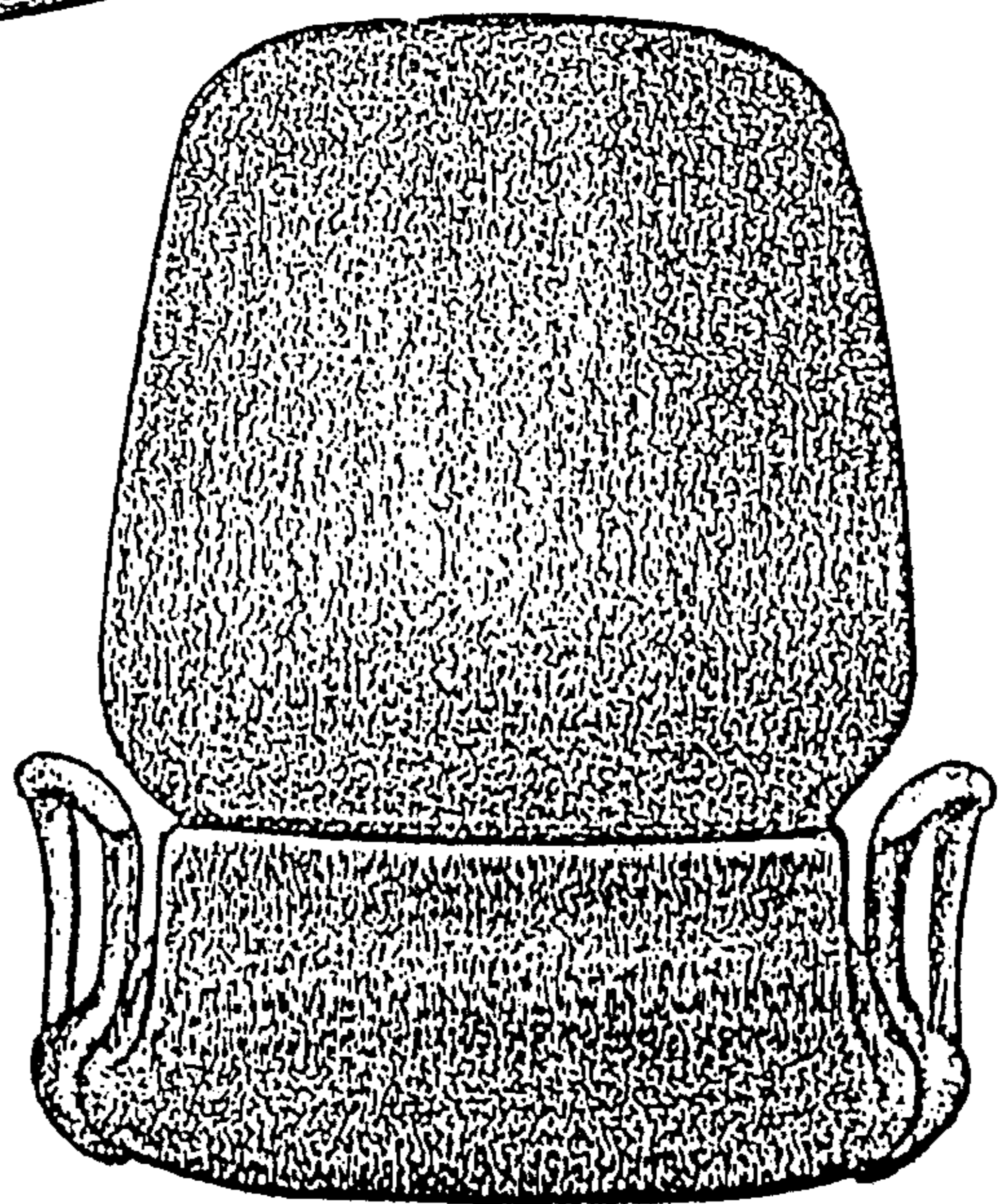


FIG. 20