

[54] **LOTTERY TICKET SCRAPER**

[76] **Inventors: Charles B. Kabbaby; Terry L. Kabbaby, both of 6900 SW. 10th St., Plantation, Fla. 33317**

[**] **Term: 14 Years**

[21] **Appl. No.: 174,324**

[22] **Filed: Mar. 28, 1988**

[52] **U.S. Cl. D32/46; D8/19**

[58] **Field of Search D3/62, 64; D21/37; D32/40, 46-47, 49; D8/16, 18, 19, 20, 38, 40, 41, 47; 7/167, 105, 151; 15/105, 104 R, 104 S, 236.01, 236.02; 30/169; D7/99, 147**

[56] **References Cited**

U.S. PATENT DOCUMENTS

D. 156,638	12/1949	Lipshutz et al.	D32/49
D. 170,460	9/1953	Hauser	D32/49
D. 232,803	9/1974	Kleiman	D32/46
D. 290,056	5/1987	Hatfield	D32/46
D. 290,057	5/1987	Licher	D32/46
D. 293,266	12/1987	Stanich	D32/49

FOREIGN PATENT DOCUMENTS

560117 3/1975 Switzerland 15/104 S

OTHER PUBLICATIONS

Para-Tone Catalog, inside page of front cover, Brunisher, bottom left of page.

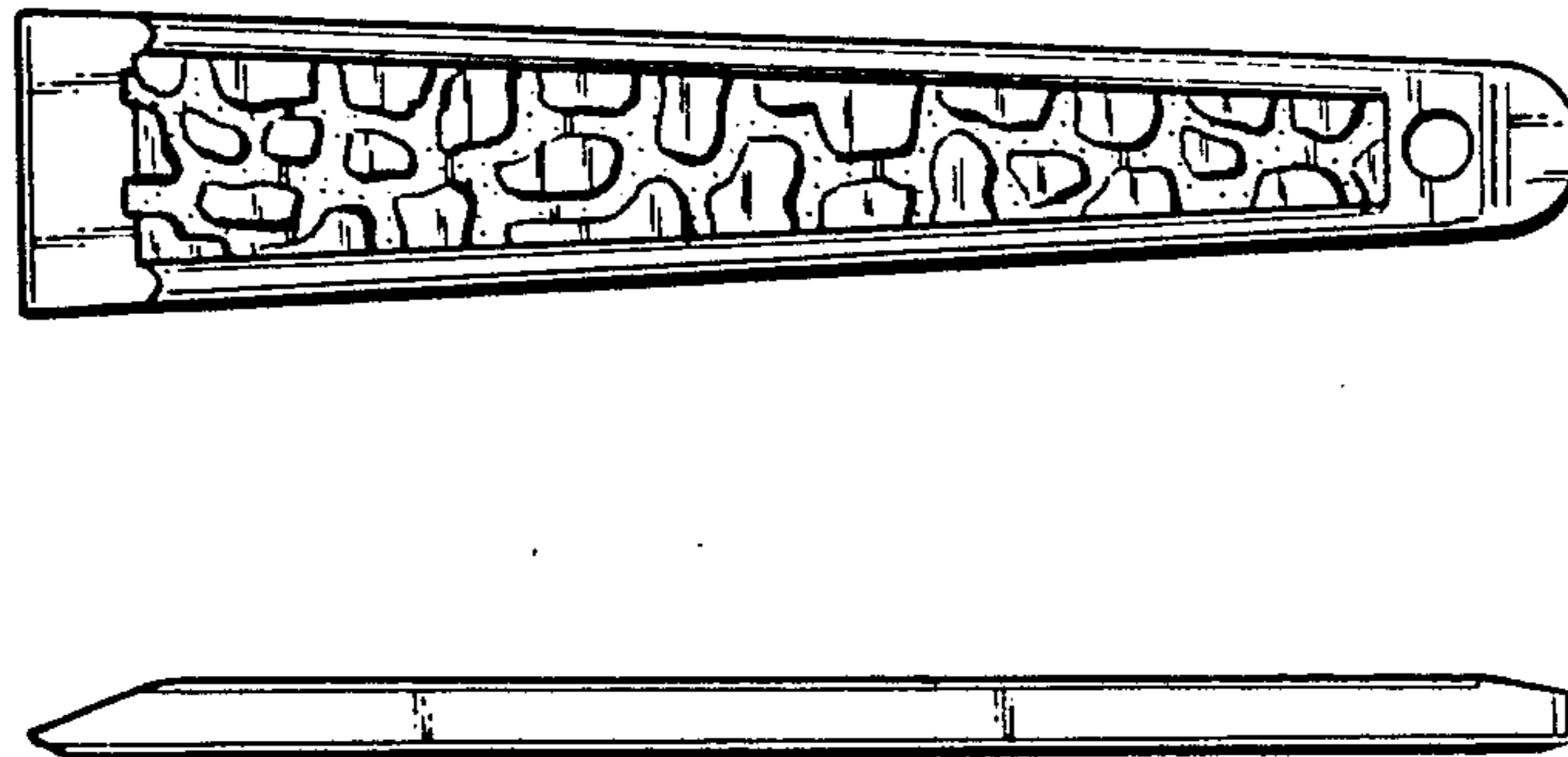
Primary Examiner—Bernard Ansher
Assistant Examiner—C. Tuttle
Attorney, Agent, or Firm—Oltman and Flynn

[57] **CLAIM**

The ornamental design for a lottery ticket scraper, as shown and described.

DESCRIPTION

FIG. 1 is a left side elevational view of a lottery ticket scraper showing our new design;
FIG. 2 is a top plan view thereof;
FIG. 3 is a bottom plan view thereof;
FIG. 4 is a right side elevational view thereof;
FIG. 5 is a front elevational view thereof;
FIG. 6 is a rear elevational view thereof;
FIG. 7 is an enlargement of FIG. 5; and
FIG. 8 is an enlargement of FIG. 6.






FIG. 6




FIG. 4




FIG. 5



FIG. 2




FIG. 7

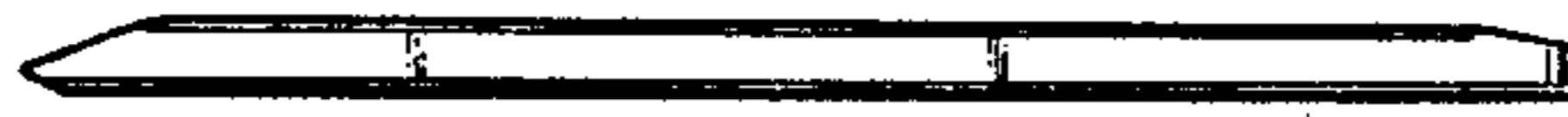


FIG. 1




FIG. 8




FIG. 3