

[54] **LOTTERY TICKET SCRAPER**

[76] **Inventor: Douglas J. Baker, 16641 Main St., Orange, Calif. 92665**

[\*\*] **Term: 14 Years**

[21] **Appl. No.: 233,477**

[22] **Filed: Aug. 18, 1988**

[52] **U.S. Cl. .... D32/46; D3/62; D8/348**

[58] **Field of Search ..... D3/61-65; D8/347-348; D11/60; D32/35, 40, 46-49; 15/236.01-236.09, 237; 30/164.9, 169-171**

[56] **References Cited**

**U.S. PATENT DOCUMENTS**

D. 206,397	12/1966	Ohno	.....	D8/347
D. 246,761	12/1977	Kelley et al.	.....	D8/347
D. 290,056	5/1987	Hatfield	.....	D32/46
D. 293,143	12/1987	Cornell	.....	D32/46
D. 293,266	12/1987	Stanich	.....	D32/49

**OTHER PUBLICATIONS**

Lockwood Hardware Mfg. Co., Oct. 1963, Keys, p. 134.

*Primary Examiner*—Wallace R. Burke  
*Assistant Examiner*—Lavone D. Tabor  
*Attorney, Agent, or Firm*—Harvey C. Nienow

[57] **CLAIM**

The ornamental design for a lottery ticket scraper, as shown and described.

**DESCRIPTION**

FIG. 1 is a perspective view of a lottery ticket scraper showing my design;  
FIG. 2 is an enlarged top plan view thereof;  
FIG. 3 is a bottom plan view thereof;  
FIG. 4 is a side elevational view the opposite side being a mirror image thereof;  
FIG. 5 is an end elevational view as seen from the left of FIG. 2; and  
FIG. 6 is an elevational view of the opposite end thereof.

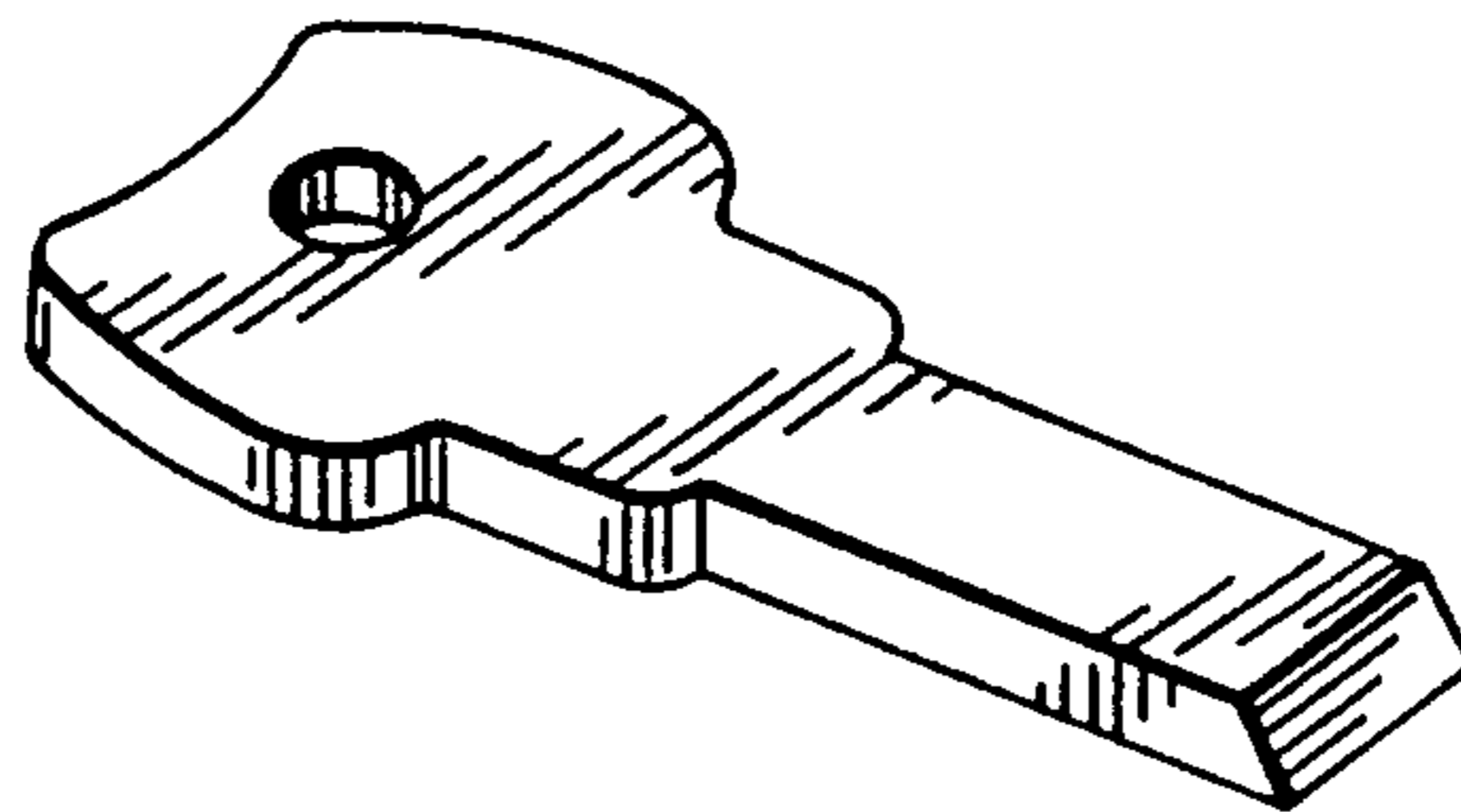


FIG. 1

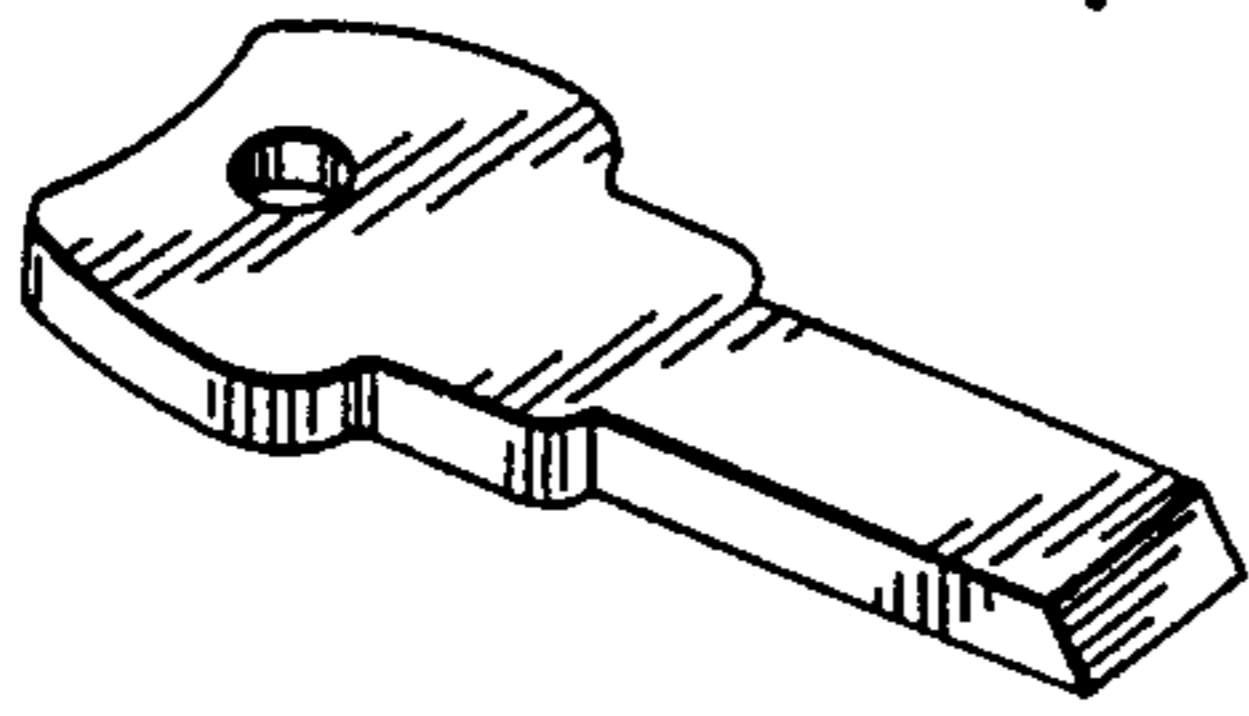


FIG. 2

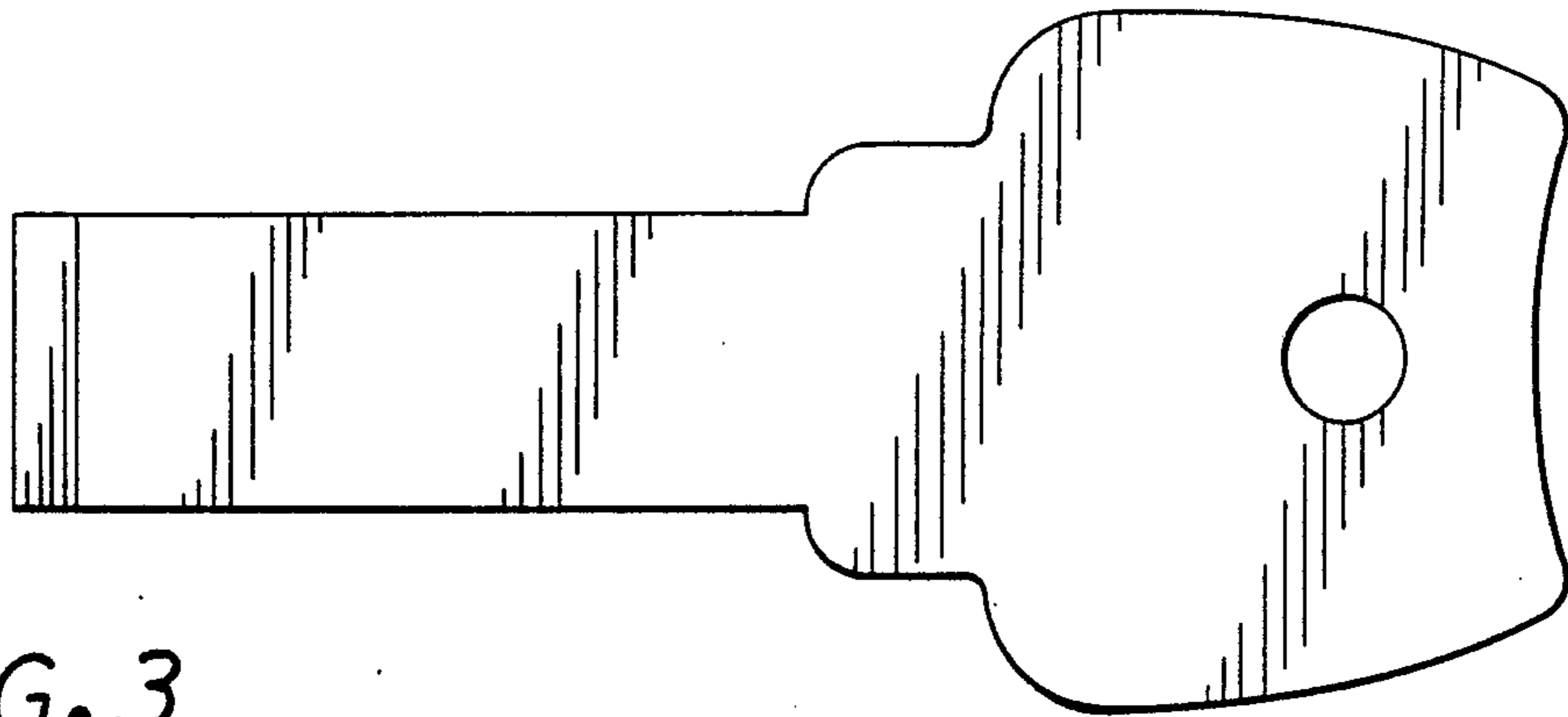


FIG. 3

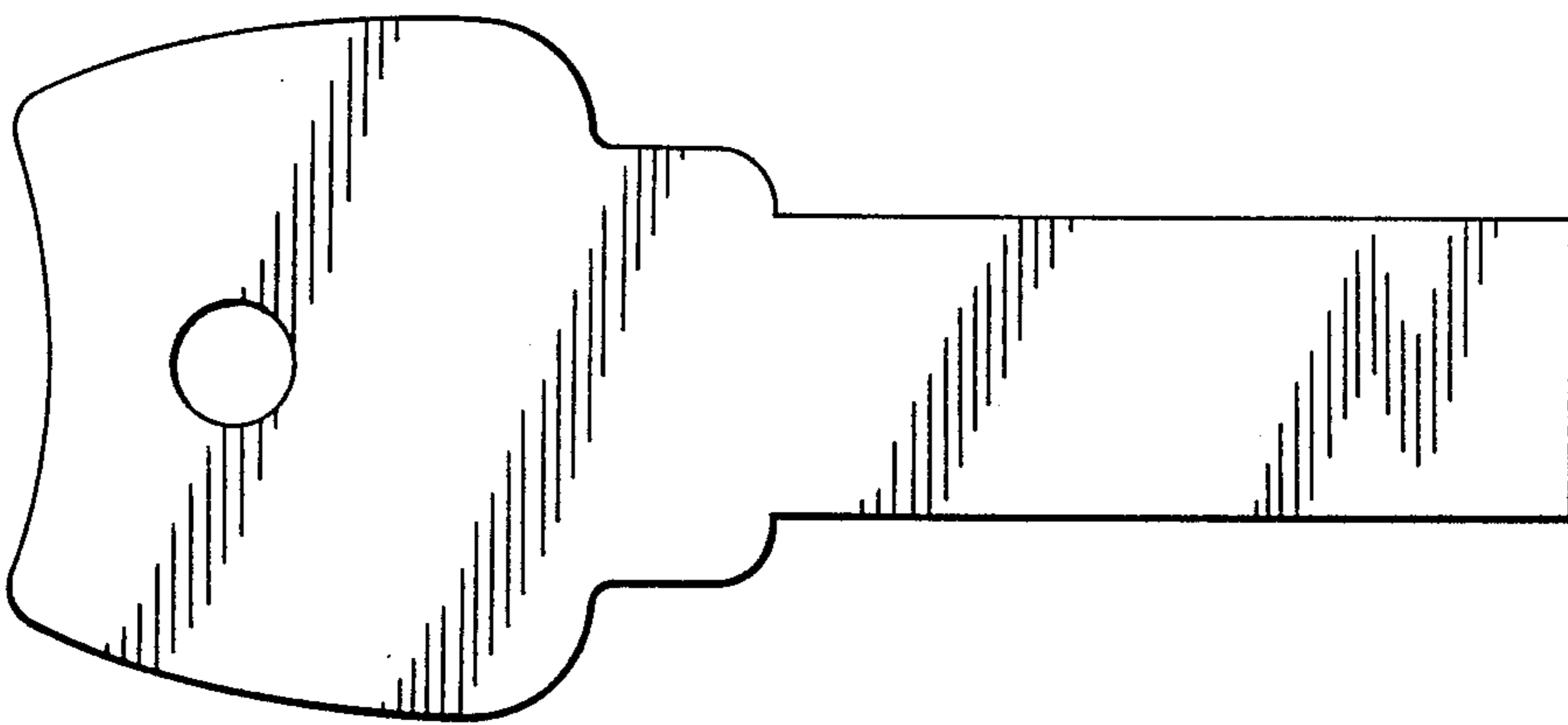


FIG. 4



FIG. 5



FIG. 6

