

[54] DISPOSABLE FACESHIELD

[75] Inventor: Richard T. Metcalfe, Southbridge, Mass.

[73] Assignee: American Optical Corporation, Southbridge, Mass.

[**] Term: 14 Years

[21] Appl. No.: 152,984

[22] Filed: Feb. 5, 1988

[52] U.S. Cl. D29/17; D28/9

[58] Field of Search D28/9; D29/7, 8, 16-18, D29/99; D2/234, 244-246, 261; 2/9-12, 171, 206; 128/206.24, 863, 206; D16/100, 102, 107, 110-112

[56] References Cited

U.S. PATENT DOCUMENTS

- D. 190,461 5/1961 Worfold D29/9
- D. 194,221 12/1962 Zbikowski D16/107
- D. 200,834 4/1965 William D29/9
- D. 227,819 7/1973 Kotzar D16/112
- D. 228,700 10/1973 Gager, Jr. D29/16
- D. 254,520 3/1980 Amirault D29/18
- D. 254,638 4/1980 Bay, Jr. D29/16
- 2,033,691 3/1936 Douglass 2/174

- 2,774,970 12/1956 DuBois 2/9
- 3,152,588 10/1964 Rogowski 128/206.12
- 3,772,707 11/1973 Alosi et al. 2/174
- 3,828,366 8/1974 Conrad et al. 2/174
- 4,674,136 6/1987 Ladewig 2/428
- 4,701,129 10/1987 Hazard 433/136

FOREIGN PATENT DOCUMENTS

- R151181 2/1956 Fed. Rep. of Germany 2/9
- 779016 1/1935 France 128/206.23

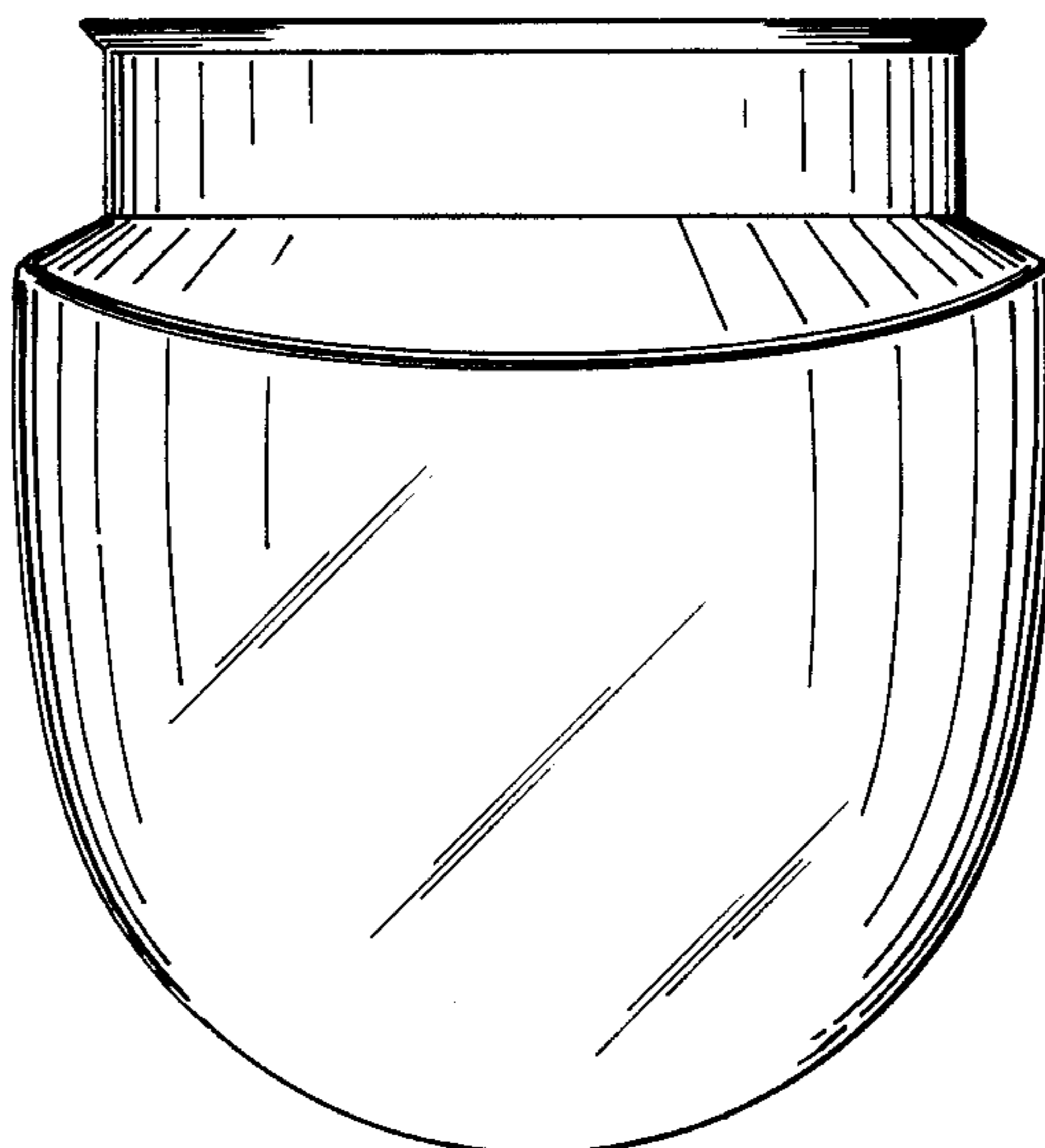
Primary Examiner—Bernard Ansher
Assistant Examiner—C. Tuttle
Attorney, Agent, or Firm—Fishman, Dionne & Cantor

[57] CLAIM

The ornamental design for a disposable faceshield, as shown.

DESCRIPTION

FIG. 1 is a top, front perspective view of a disposable faceshield showing my new design;
FIG. 2 is a top plan view thereof;
FIG. 3 is a side elevational view thereof;
FIG. 4 is a front elevational view thereof;
FIG. 5 is a rear elevational view thereof;
FIG. 6 is a vertical sectional view thereof, taken along line 5—5 of FIG. 5; and
FIG. 7 is a bottom plan view thereof.



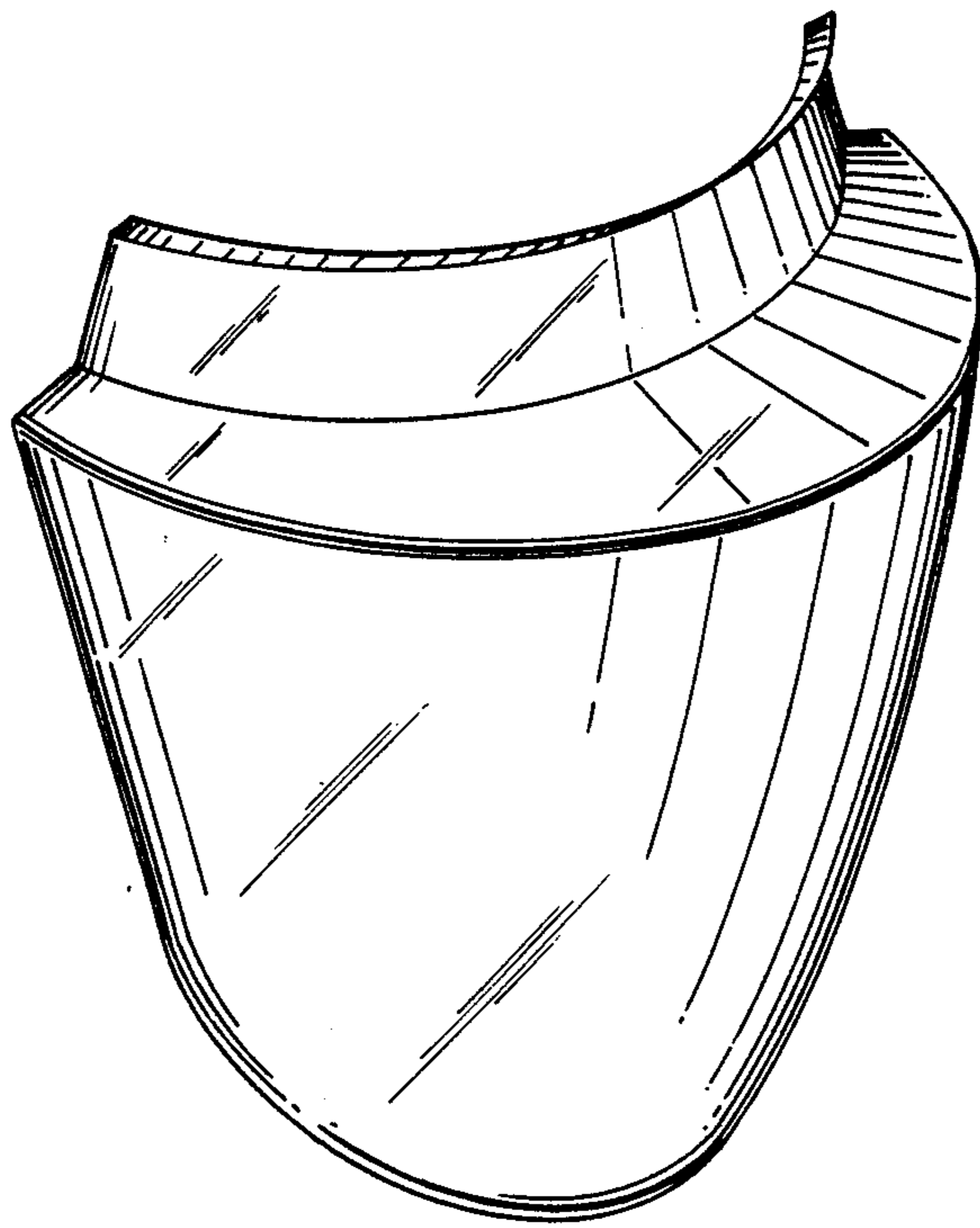


FIG. 1

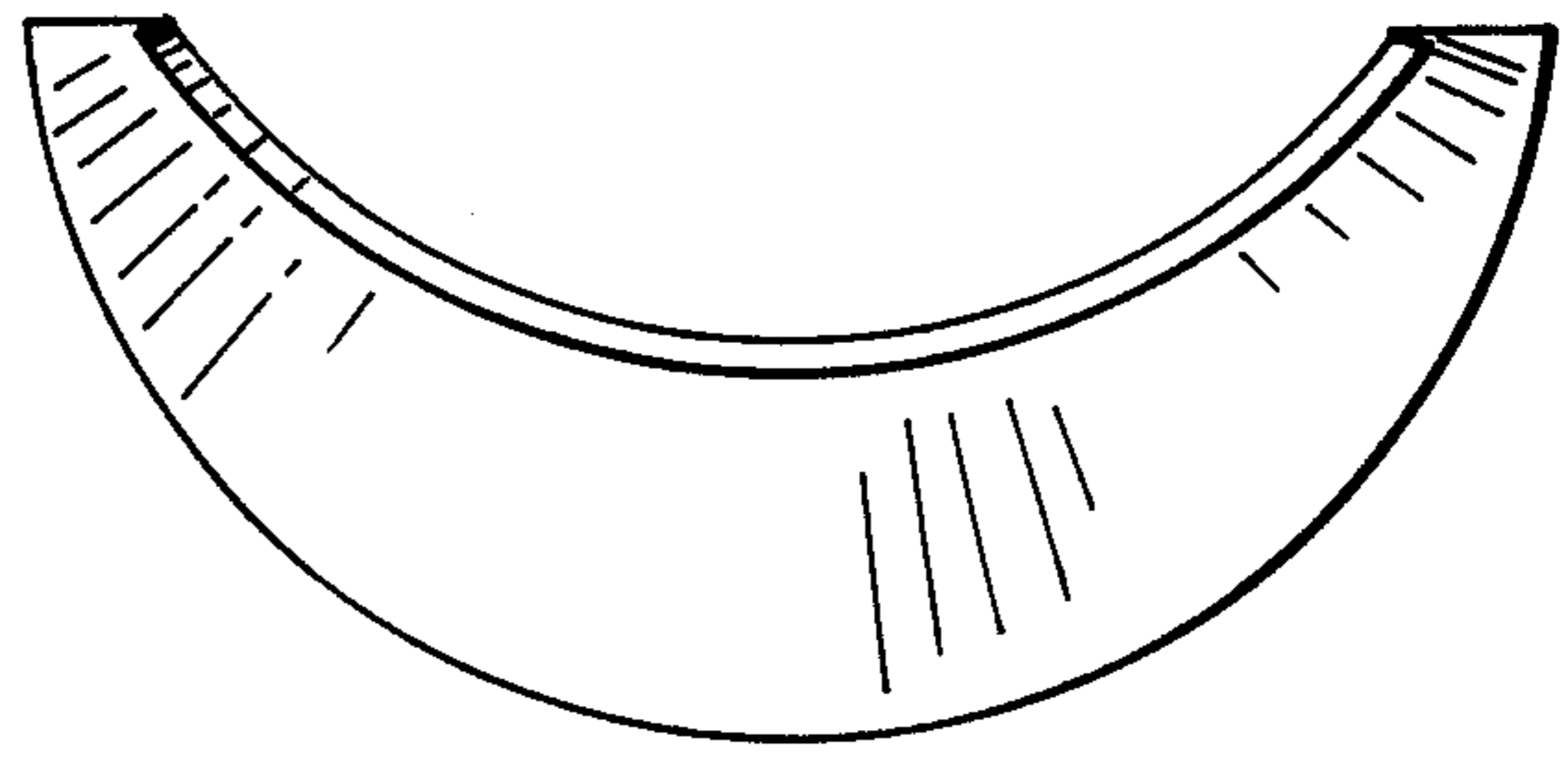


FIG. 2




FIG. 3

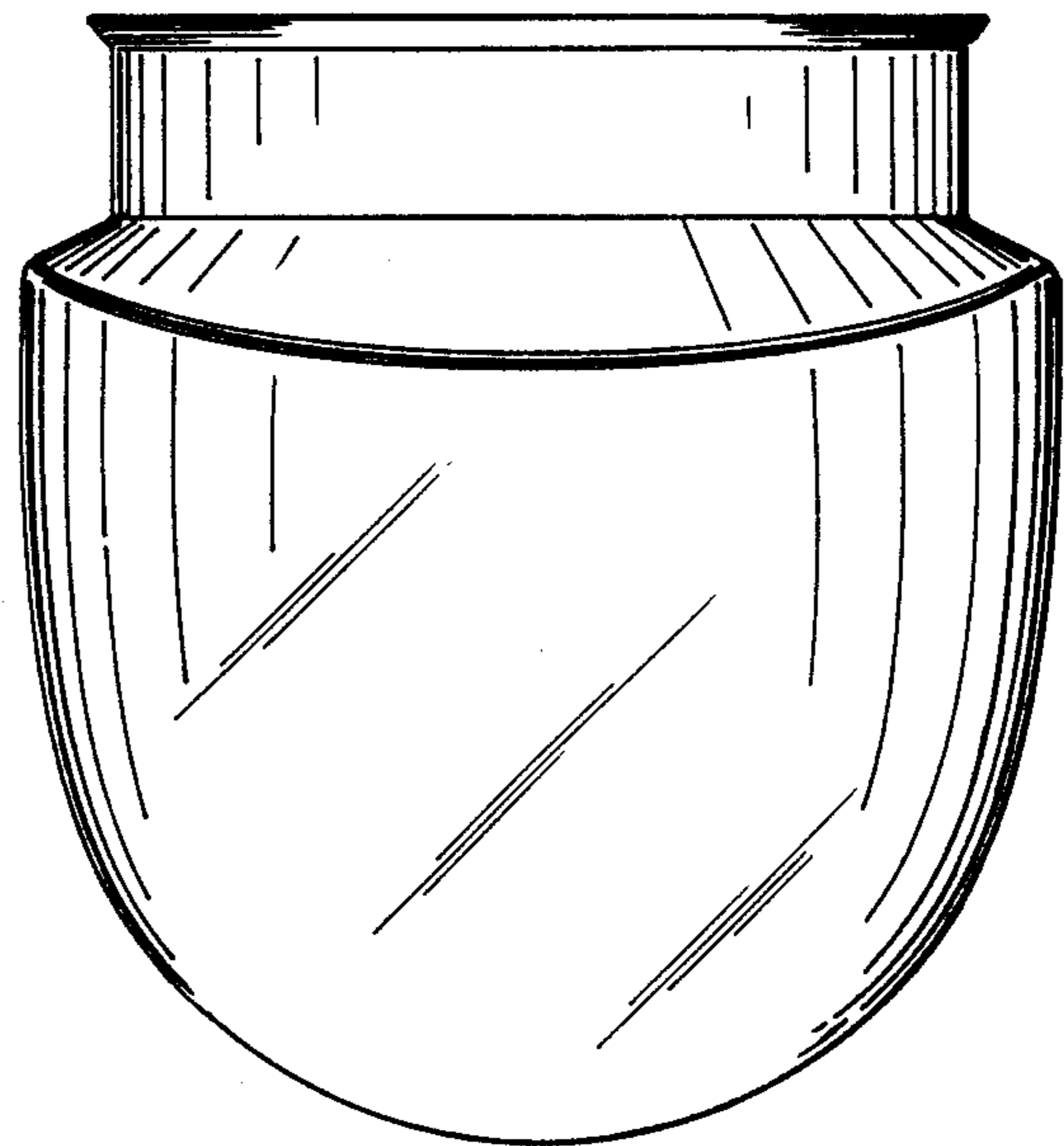


FIG. 4

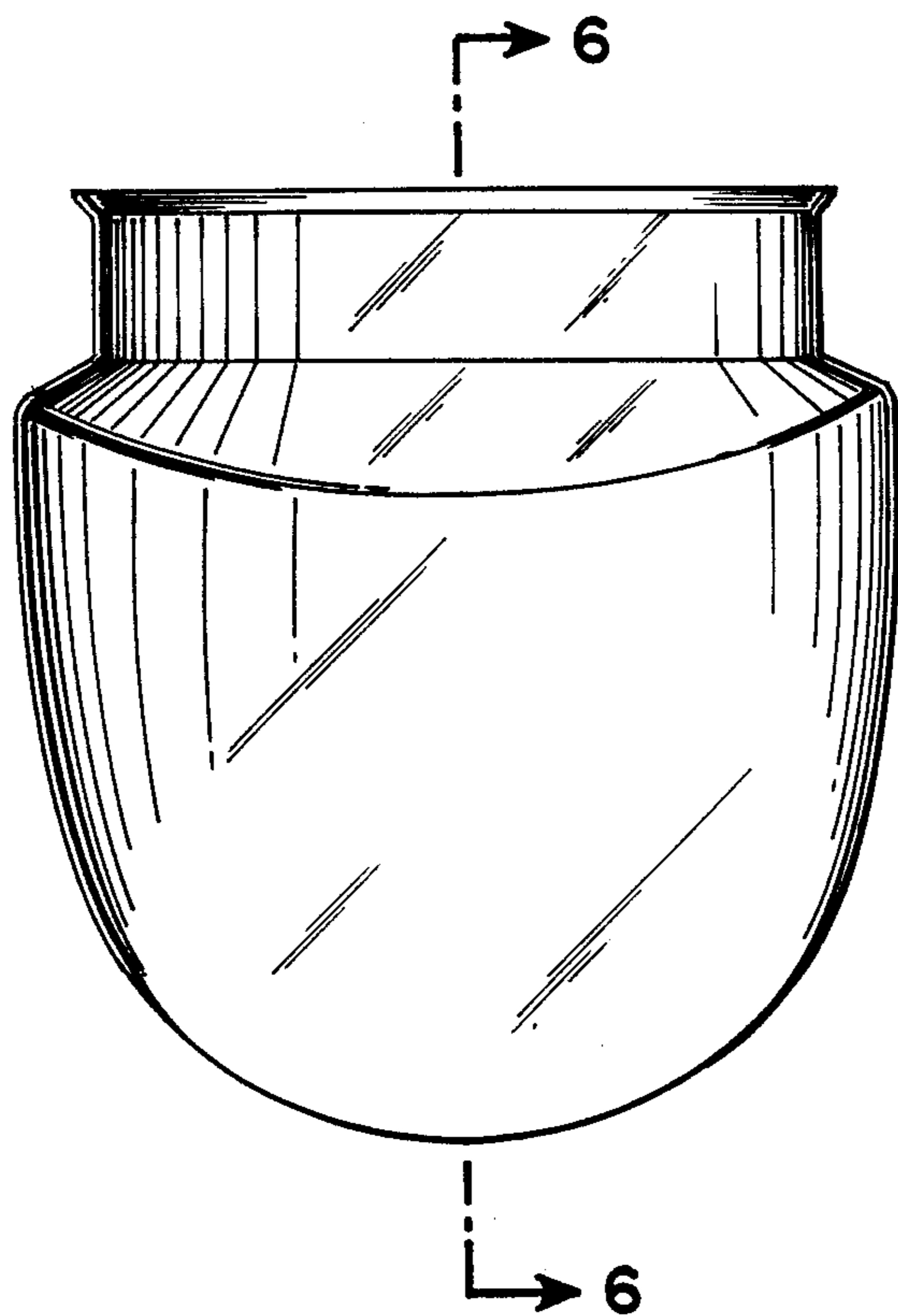


FIG. 5




FIG. 6




FIG. 7