

[54] **FIREPLACE GRATE**

[76] **Inventor: Russell A. Martinson**, 1330 Queen Crescent, Moose Jaw, Saskatchewan, Canada

[**] **Term: 14 Years**

[21] **Appl. No.: 253,061**

[22] **Filed: Oct. 4, 1988**

[52] **U.S. Cl. D23/398; D6/407; D6/463; D6/467**

[58] **Field of Search D23/398, 405; 126/540, 126/152 R; D6/370, 462, 407, 463, 467**

[56] **References Cited**

U.S. PATENT DOCUMENTS

D. 180,011 4/1957 Brunig 126/540
D. 247,344 2/1978 Smith D6/407
D. 260,459 9/1981 Lamb D6/370
D. 267,464 1/1983 Hassett et al. D23/398
333,382 12/1885 Belding D23/398

FOREIGN PATENT DOCUMENTS

1226187 9/1987 Canada 126/152 R

OTHER PUBLICATIONS

Thermalite Corp. Advertising Flyer, p. 2, Fireworks TM Grate, bottom left and middle sides of page.
Pilgrim Fireplace Equipment Co. Adv. Brochure, p. 11, Log Grates—L Series and A Series, top left and lower right sides of page, respectively.
Portland Willamette Co. Advertising Brochure, p. 3, 5 Safety Grate, top right side of page.
Liberty Foundry Co. Adv. Brochure, p. 4, 617 Grate, 607 Grate, top left and middle right sides of page, and p. 5, Steel Bar Grate, bottom right side of page.

Primary Examiner—James M. Gandy
Assistant Examiner—Lisa Lichtenstein

[57] **CLAIM**

The ornamental design for a fireplace grate, as shown and described.

DESCRIPTION

FIG. 1 is a front perspective view of a fireplace grate showing my new design;
FIG. 2 is a rear perspective view thereof;
FIG. 3 is a side elevation view thereof, the opposite side being substantially a mirror of that shown.

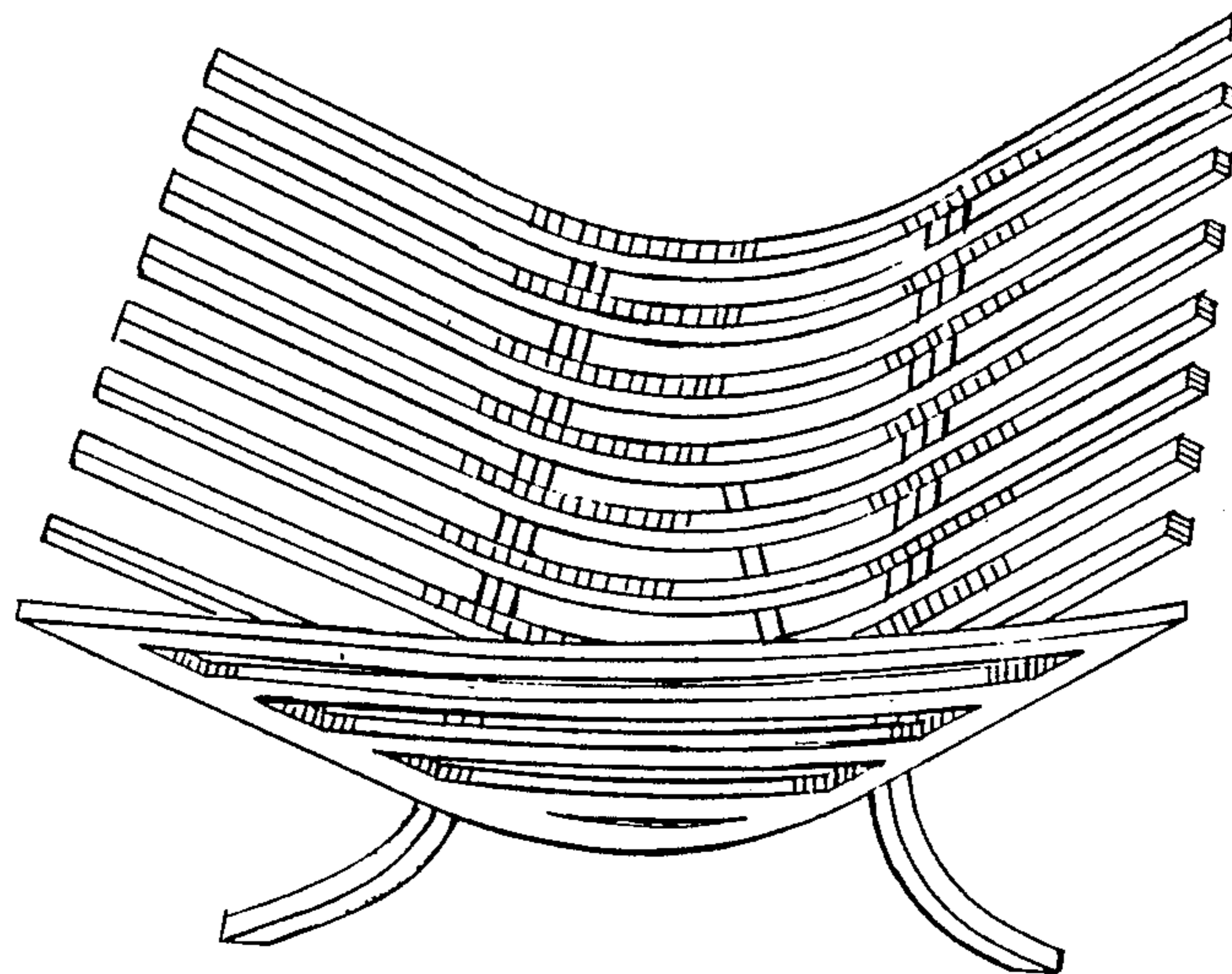


Fig. 1

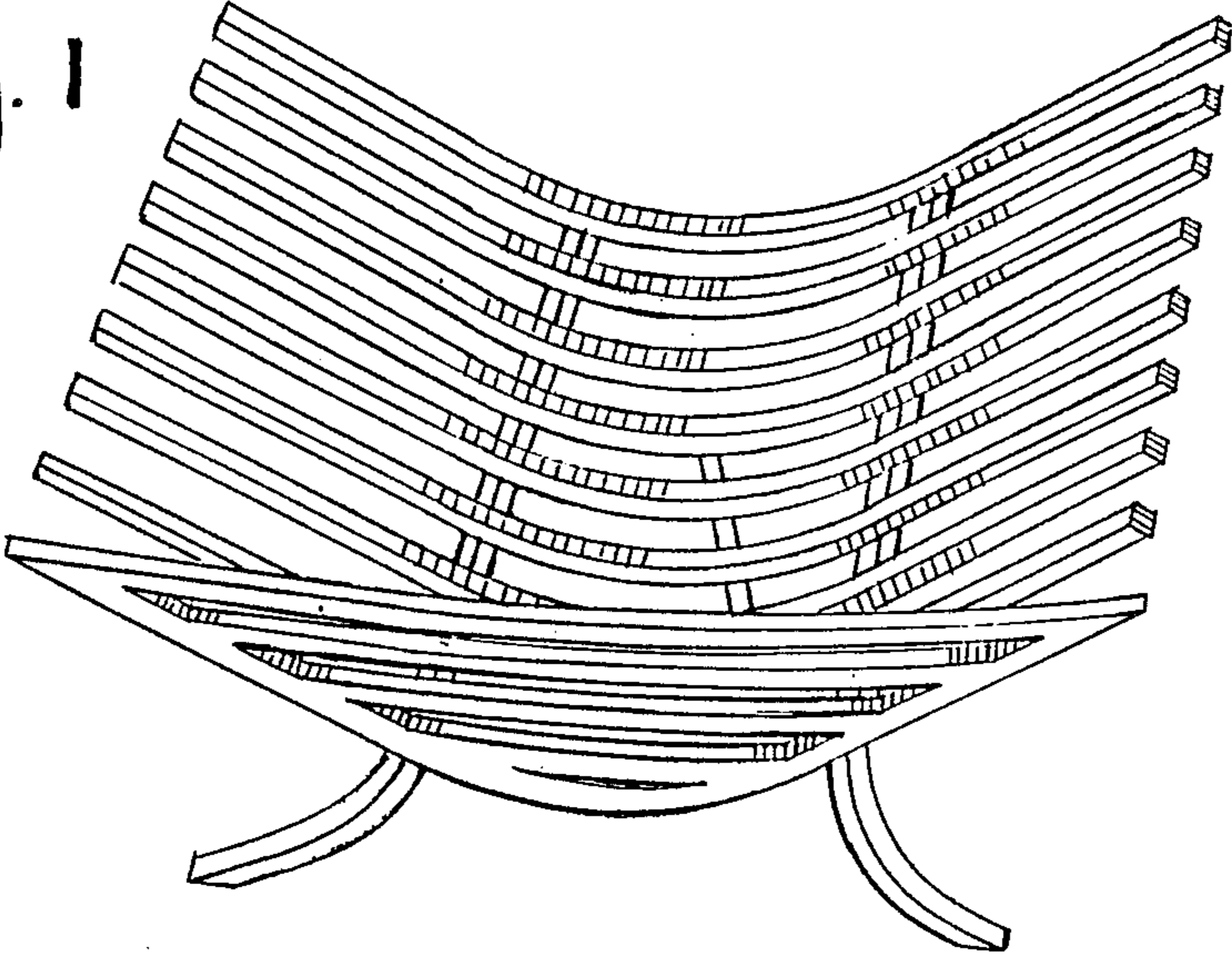


Fig. 2

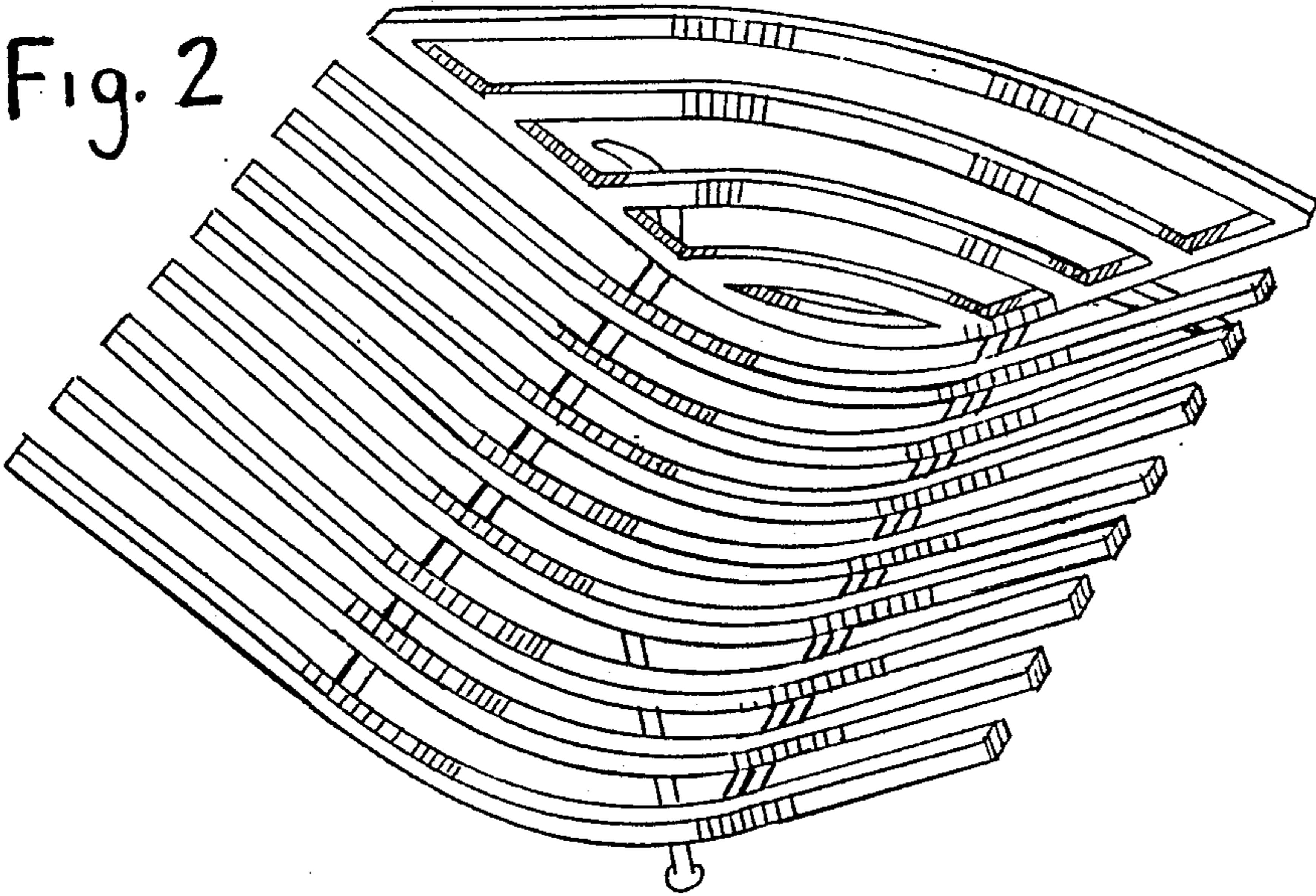


Fig. 3

